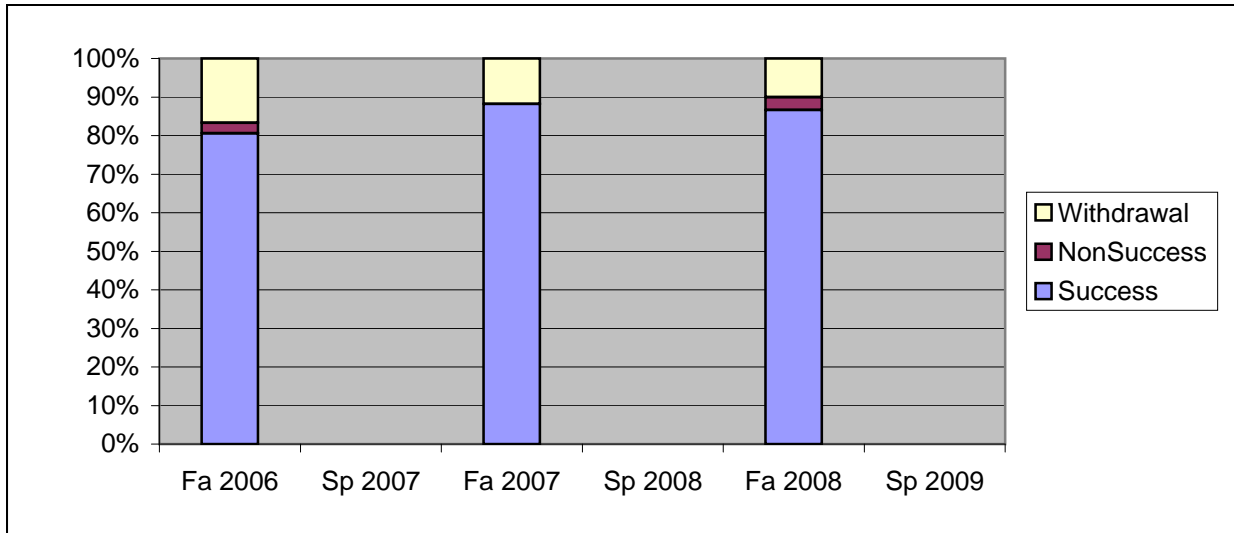
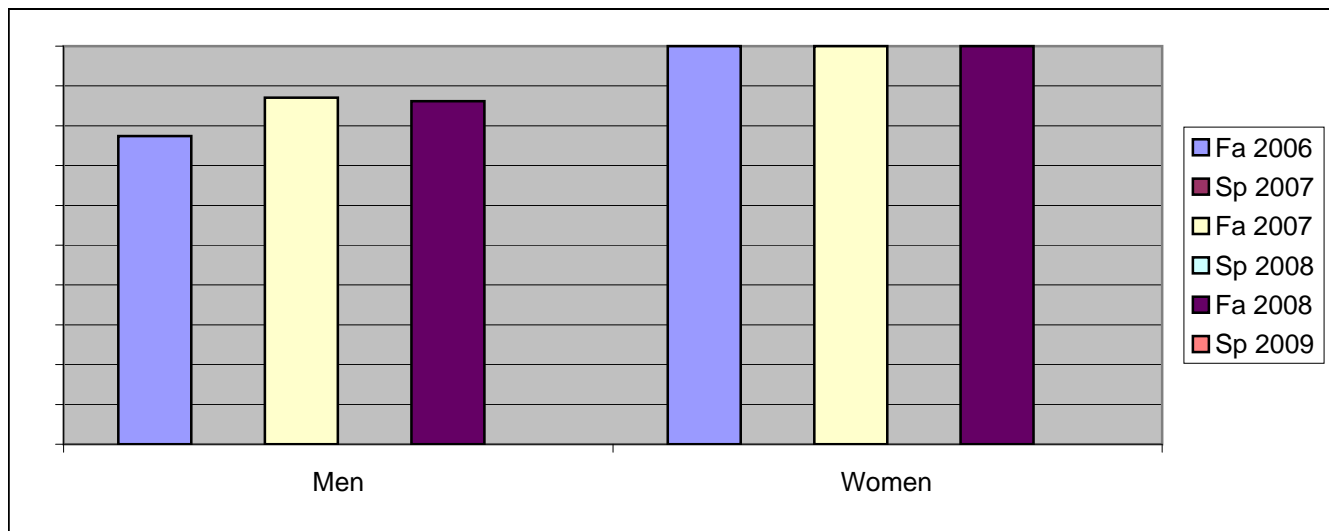


Chabot
Success, Non-Success, and Withdrawal Rates By Semester
Course: FT 54



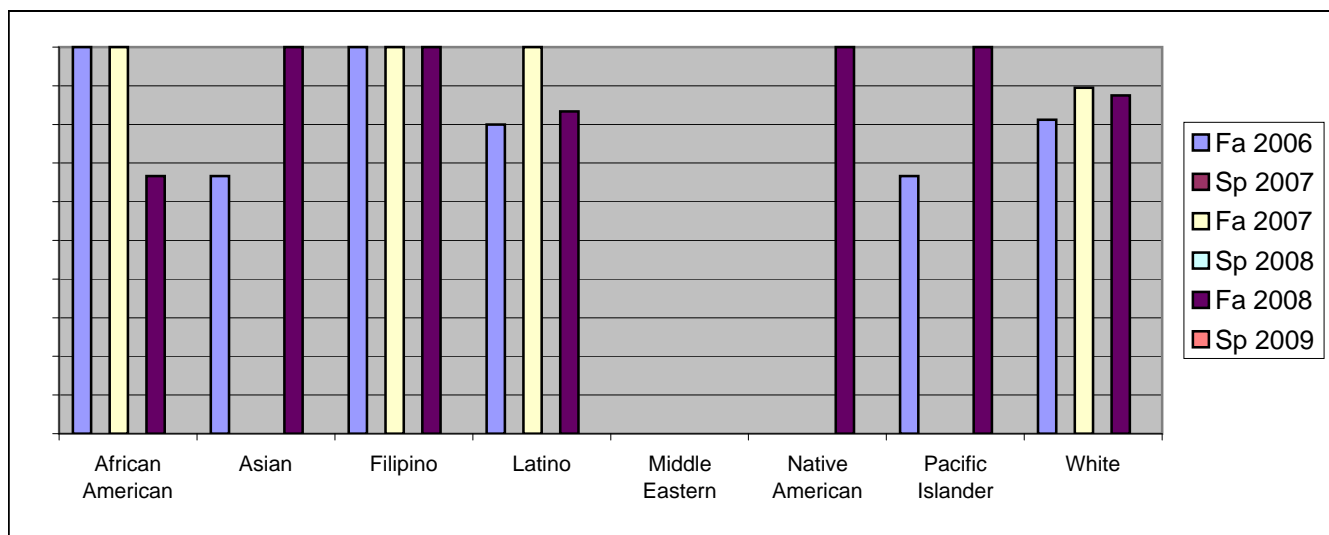
	Fa 2006	Sp 2007	Fa 2007	Sp 2008	Fa 2008	Sp 2009
Success	81%	0%	88%	0%	87%	0%
Non-Success	3%	0%	0%	0%	3%	0%
Withdrawal	17%	0%	12%	0%	10%	0%
Total Percent	100%	0%	100%	0%	100%	0%
Total Enrolled	36	0	34	0	30	0

Chabot
Success Rates By Gender and Semester
Course: FT 54



	Fa 2006	Sp 2007	Fa 2007	Sp 2008	Fa 2008	Sp 2009
Men						
Success	77%	0%	87%	0%	86%	0%
Non-Success	3%	0%	0%	0%	3%	0%
Withdrawal	19%	0%	13%	0%	10%	0%
Total Percent	100%	0%	100%	0%	100%	0%
Total Enrolled	31	0	31	0	29	0
Women						
Success	100%	0%	100%	0%	100%	0%
Non-Success	0%	0%	0%	0%	0%	0%
Withdrawal	0%	0%	0%	0%	0%	0%
Total Percent	100%	0%	100%	0%	100%	0%
Total Enrolled	3	0	3	0	1	0

Chabot
Success Rates By Ethnicity and Semester
Course: FT 54



	Fa 2006	Sp 2007	Fa 2007	Sp 2008	Fa 2008	Sp 2009
African American						
Success	100%	0%	100%	0%	67%	0%
Non-Success	0%	0%	0%	0%	0%	0%
Withdrawal	0%	0%	0%	0%	33%	0%
Total Percent	100%	0%	100%	0%	100%	0%
Total Enrolled	1	0	1	0	6	0
Asian						
Success	67%	0%	0%	0%	100%	0%
Non-Success	0%	0%	0%	0%	0%	0%
Withdrawal	33%	0%	100%	0%	0%	0%
Total Percent	100%	0%	100%	0%	100%	0%
Total Enrolled	3	0	1	0	3	0
Filipino						
Success	100%	0%	100%	0%	100%	0%
Non-Success	0%	0%	0%	0%	0%	0%
Withdrawal	0%	0%	0%	0%	0%	0%
Total Percent	100%	0%	100%	0%	100%	0%
Total Enrolled	3	0	3	0	1	0
Latino						
Success	80%	0%	100%	0%	83%	0%
Non-Success	0%	0%	0%	0%	17%	0%
Withdrawal	20%	0%	0%	0%	0%	0%
Total Percent	100%	0%	100%	0%	100%	0%
Total Enrolled	5	0	3	0	6	0
Middle Eastern						
Success	0%	0%	0%	0%	0%	0%
Non-Success	0%	0%	0%	0%	0%	0%
Withdrawal	0%	0%	0%	0%	0%	0%
Total Percent	0%	0%	0%	0%	0%	0%
Total Enrolled	0	0	0	0	0	0
Native American						
Success	0%	0%	0%	0%	100%	0%
Non-Success	0%	0%	0%	0%	0%	0%
Withdrawal	0%	0%	0%	0%	0%	0%

	Total Percent	0%	0%	0%	0%	100%	0%
	Total Enrolled	0	0	0	0	1	0
Pacific Islander							
	Success	67%	0%	0%	0%	100%	0%
	Non-Success	0%	0%	0%	0%	0%	0%
	Withdrawal	33%	0%	0%	0%	0%	0%
	Total Percent	100%	0%	0%	0%	100%	0%
	Total Enrolled	3	0	0	0	1	0
White							
	Success	81%	0%	89%	0%	88%	0%
	Non-Success	6%	0%	0%	0%	0%	0%
	Withdrawal	13%	0%	11%	0%	13%	0%
	Total Percent	100%	0%	100%	0%	100%	0%
	Total Enrolled	16	0	19	0	8	0