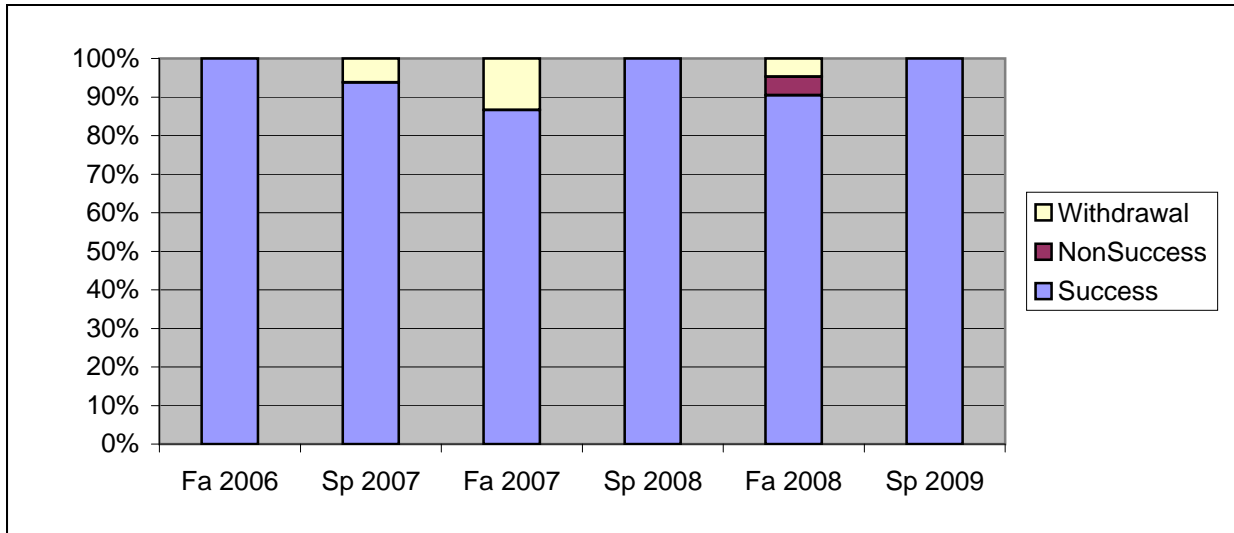
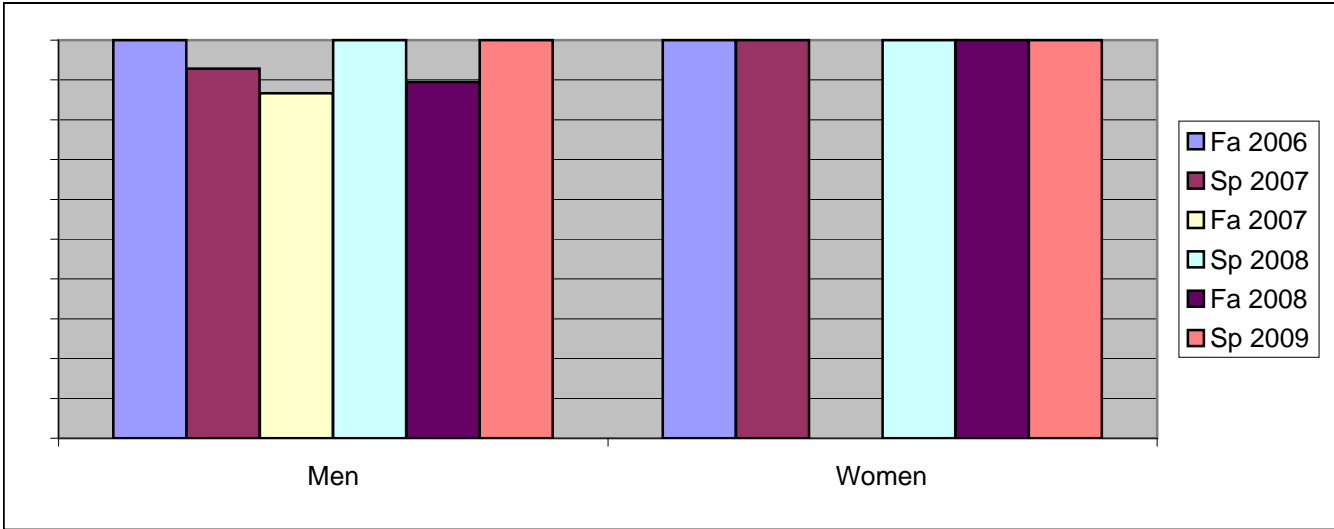


Chabot
Success, Non-Success, and Withdrawal Rates By Semester
Course: FT 91B



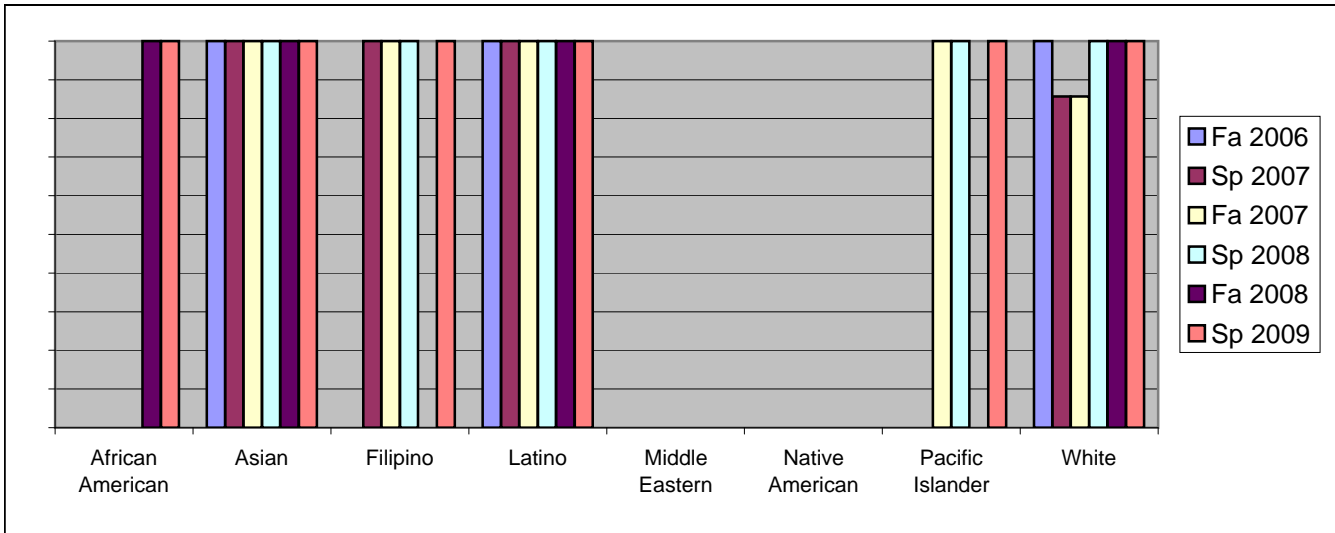
	Fa 2006	Sp 2007	Fa 2007	Sp 2008	Fa 2008	Sp 2009
Success	100%	94%	87%	100%	90%	100%
Non-Success	0%	0%	0%	0%	5%	0%
Withdrawal	0%	6%	13%	0%	5%	0%
Total Percent	100%	100%	100%	100%	100%	100%
Total Enrolled	24	16	15	23	21	22

Chabot
Success Rates By Gender and Semester
Course: FT 91B



	Fa 2006	Sp 2007	Fa 2007	Sp 2008	Fa 2008	Sp 2009
Men						
Success	100%	93%	87%	100%	89%	100%
Non-Success	0%	0%	0%	0%	5%	0%
Withdrawal	0%	7%	13%	0%	5%	0%
Total Percent	100%	100%	100%	100%	100%	100%
Total Enrolled	23	14	15	20	19	20
Women						
Success	100%	100%	0%	100%	100%	100%
Non-Success	0%	0%	0%	0%	0%	0%
Withdrawal	0%	0%	0%	0%	0%	0%
Total Percent	100%	100%	0%	100%	100%	100%
Total Enrolled	1	1	0	3	1	1

Chabot
Success Rates By Ethnicity and Semester
Course: FT 91B



	Fa 2006	Sp 2007	Fa 2007	Sp 2008	Fa 2008	Sp 2009
African American						
Success	0%	0%	0%	0%	100%	100%
Non-Success	0%	0%	0%	0%	0%	0%
Withdrawal	0%	0%	100%	0%	0%	0%
Total Percent	0%	0%	100%	0%	100%	100%
Total Enrolled	0	0	1	0	1	1
Asian						
Success	100%	100%	100%	100%	100%	100%
Non-Success	0%	0%	0%	0%	0%	0%
Withdrawal	0%	0%	0%	0%	0%	0%
Total Percent	100%	100%	100%	100%	100%	100%
Total Enrolled	3	2	1	4	1	4
Filipino						
Success	0%	100%	100%	100%	0%	100%
Non-Success	0%	0%	0%	0%	0%	0%
Withdrawal	0%	0%	0%	0%	0%	0%
Total Percent	0%	100%	100%	100%	0%	100%
Total Enrolled	0	2	1	1	0	3
Latino						
Success	100%	100%	100%	100%	100%	100%
Non-Success	0%	0%	0%	0%	0%	0%
Withdrawal	0%	0%	0%	0%	0%	0%
Total Percent	100%	100%	100%	100%	100%	100%
Total Enrolled	5	3	3	2	4	4
Middle Eastern						
Success	0%	0%	0%	0%	0%	0%
Non-Success	0%	0%	0%	0%	0%	0%
Withdrawal	0%	0%	0%	0%	0%	0%
Total Percent	0%	0%	0%	0%	0%	0%
Total Enrolled	0	0	0	0	0	0
Native American						
Success	0%	0%	0%	0%	0%	0%
Non-Success	0%	0%	0%	0%	0%	0%
Withdrawal	0%	0%	0%	0%	100%	0%

	Total Percent	0%	0%	0%	0%	100%	0%
	Total Enrolled	0	0	0	0	1	0
Pacific Islander							
	Success	0%	0%	100%	100%	0%	100%
	Non-Success	0%	0%	0%	0%	100%	0%
	Withdrawal	0%	0%	0%	0%	0%	0%
	Total Percent	0%	0%	100%	100%	100%	100%
	Total Enrolled	0	0	1	1	1	1
White							
	Success	100%	86%	86%	100%	100%	100%
	Non-Success	0%	0%	0%	0%	0%	0%
	Withdrawal	0%	14%	14%	0%	0%	0%
	Total Percent	100%	100%	100%	100%	100%	100%
	Total Enrolled	9	7	7	13	9	9