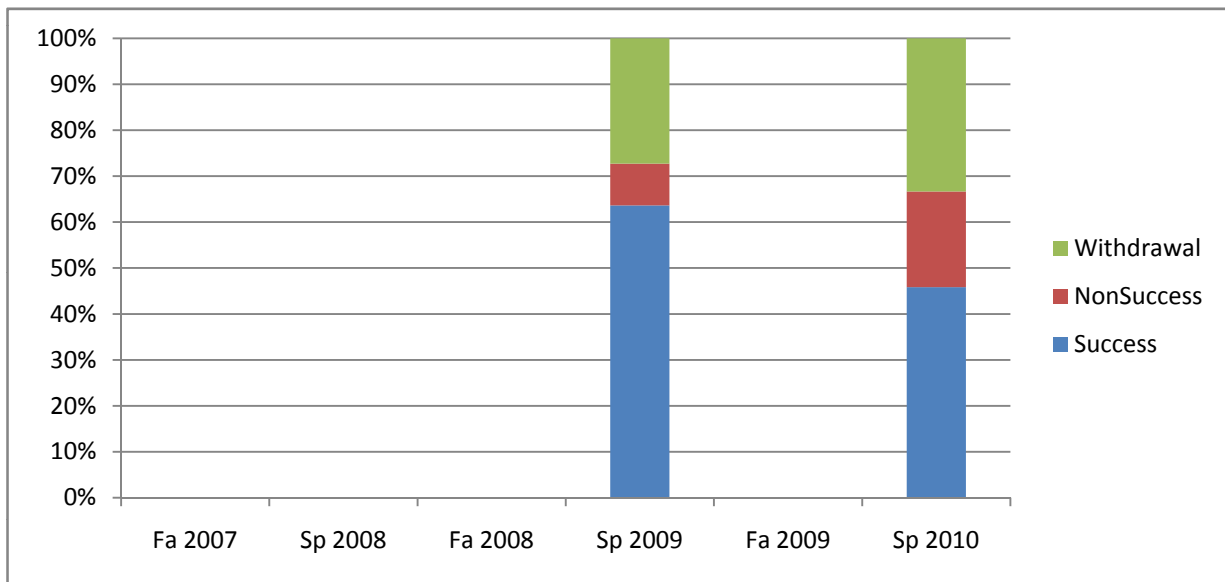
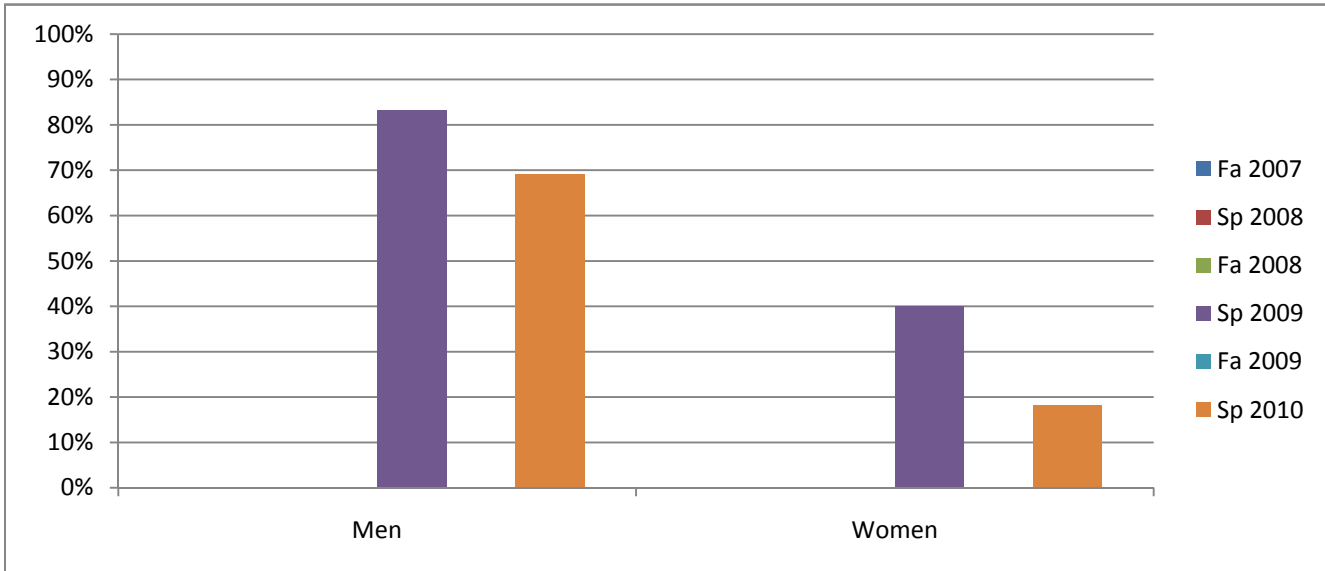


Chabot
Success, Non-Success, and Withdrawal Rates By Semester
Course: REST 85



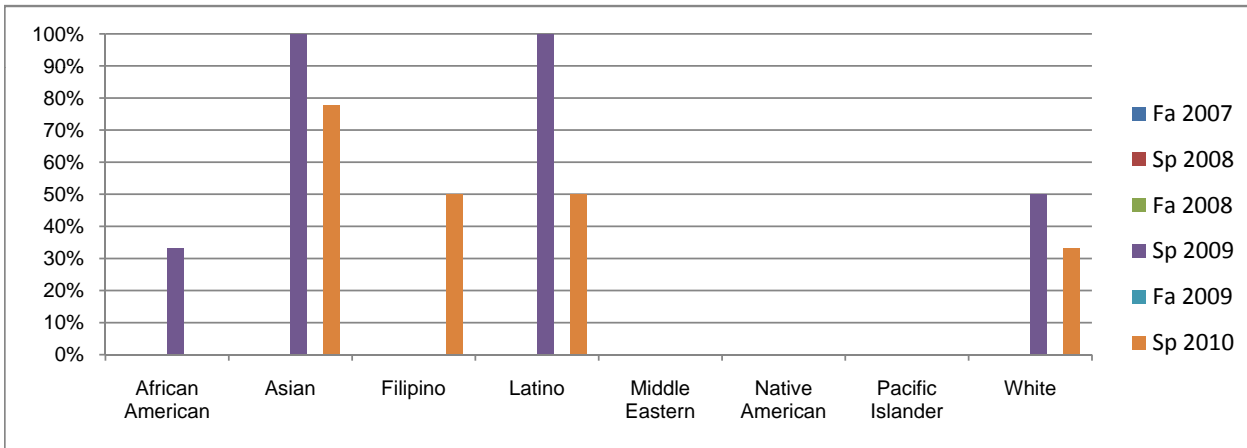
	Fa 2007	Sp 2008	Fa 2008	Sp 2009	Fa 2009	Sp 2010
Success	0%	0%	0%	64%	0%	46%
Non-Success	0%	0%	0%	9%	0%	21%
Withdrawal	0%	0%	0%	27%	0%	33%
Total Percent	0%	0%	0%	100%	0%	100%
Total Enrolled	0	0	0	11	0	24

Chabot
Success Rates By Gender and Semester
Course: REST 85



	Fa 2007	Sp 2008	Fa 2008	Sp 2009	Fa 2009	Sp 2010
Men						
Success	0%	0%	0%	83%	0%	69%
Non-Success	0%	0%	0%	0%	0%	15%
Withdrawal	0%	0%	0%	17%	0%	15%
Total Percent	0%	0%	0%	100%	0%	100%
Total Enrolled	0	0	0	6	0	13
Women						
Success	0%	0%	0%	40%	0%	18%
Non-Success	0%	0%	0%	20%	0%	27%
Withdrawal	0%	0%	0%	40%	0%	55%
Total Percent	0%	0%	0%	100%	0%	100%
Total Enrolled	0	0	0	5	0	11

Chabot
Success Rates By Ethnicity and Semester
Course: REST 85



		Fa 2007	Sp 2008	Fa 2008	Sp 2009	Fa 2009	Sp 2010
African American							
	Success	0%	0%	0%	33%	0%	0%
	Non-Success	0%	0%	0%	0%	0%	0%
	Withdrawal	0%	0%	0%	67%	0%	100%
	Total Percent	0%	0%	0%	100%	0%	100%
	Total Enrolled	0	0	0	3	0	3
Asian							
	Success	0%	0%	0%	100%	0%	78%
	Non-Success	0%	0%	0%	0%	0%	22%
	Withdrawal	0%	0%	0%	0%	0%	0%
	Total Percent	0%	0%	0%	100%	0%	100%
	Total Enrolled	0	0	0	2	0	9
Filipino							
	Success	0%	0%	0%	0%	0%	50%
	Non-Success	0%	0%	0%	0%	0%	0%
	Withdrawal	0%	0%	0%	0%	0%	50%
	Total Percent	0%	0%	0%	0%	0%	100%
	Total Enrolled	0	0	0	0	0	2
Latino							
	Success	0%	0%	0%	100%	0%	50%
	Non-Success	0%	0%	0%	0%	0%	50%
	Withdrawal	0%	0%	0%	0%	0%	0%
	Total Percent	0%	0%	0%	100%	0%	100%
	Total Enrolled	0	0	0	1	0	2
Middle Eastern							
	Success	0%	0%	0%	0%	0%	0%
	Non-Success	0%	0%	0%	0%	0%	100%
	Withdrawal	0%	0%	0%	0%	0%	0%
	Total Percent	0%	0%	0%	0%	0%	100%
	Total Enrolled	0	0	0	0	0	1
Native American							
	Success	0%	0%	0%	0%	0%	0%
	Non-Success	0%	0%	0%	0%	0%	0%
	Withdrawal	0%	0%	0%	0%	0%	0%
	Total Percent	0%	0%	0%	0%	0%	0%
	Total Enrolled	0	0	0	0	0	0
Pacific Islander							
	Success	0%	0%	0%	0%	0%	0%
	Non-Success	0%	0%	0%	100%	0%	0%
	Withdrawal	0%	0%	0%	0%	0%	0%
	Total Percent	0%	0%	0%	100%	0%	0%
	Total Enrolled	0	0	0	1	0	0
White							
	Success	0%	0%	0%	50%	0%	33%
	Non-Success	0%	0%	0%	0%	0%	33%
	Withdrawal	0%	0%	0%	50%	0%	33%
	Total Percent	0%	0%	0%	100%	0%	100%
	Total Enrolled	0	0	0	2	0	3