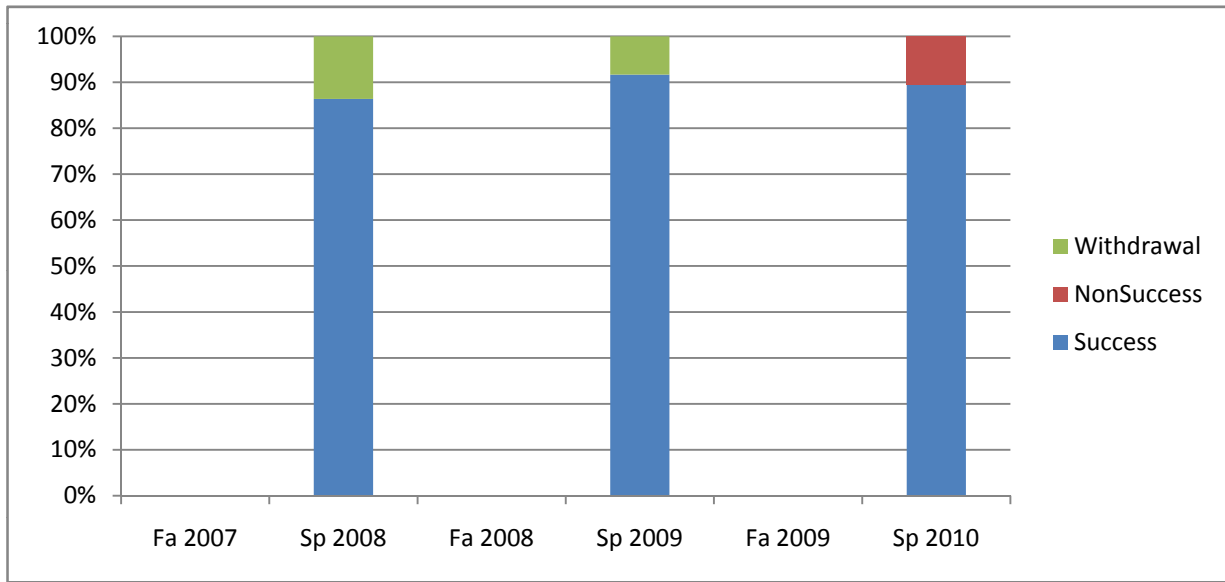
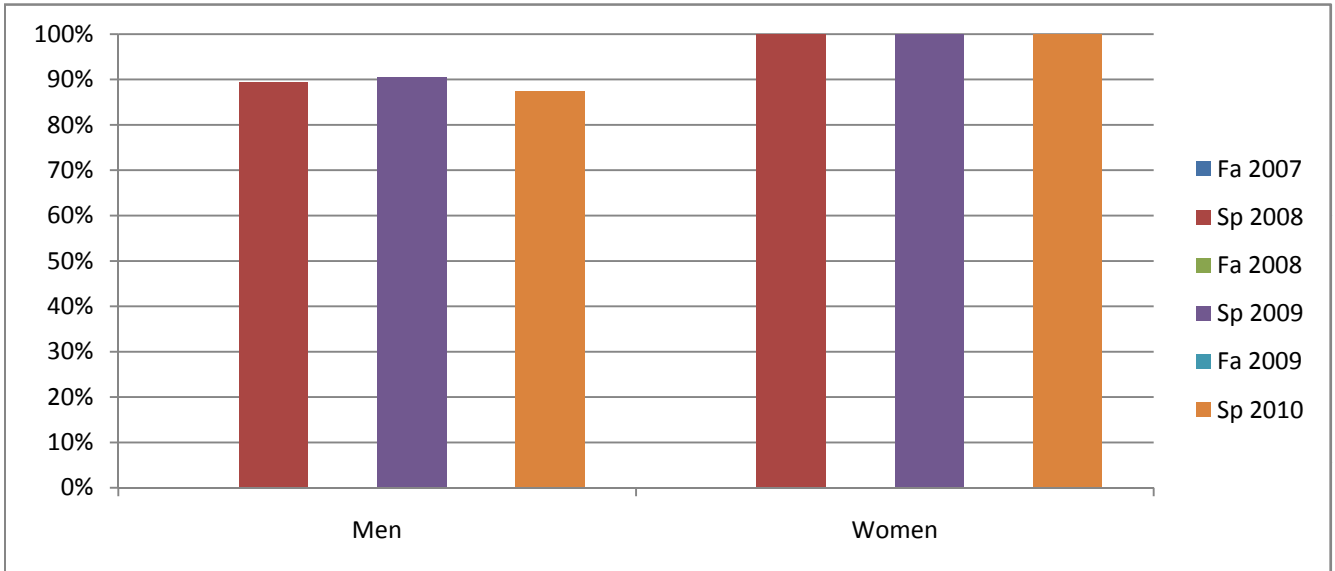


Chabot
Success, Non-Success, and Withdrawal Rates By Semester
Course: WELD 64B



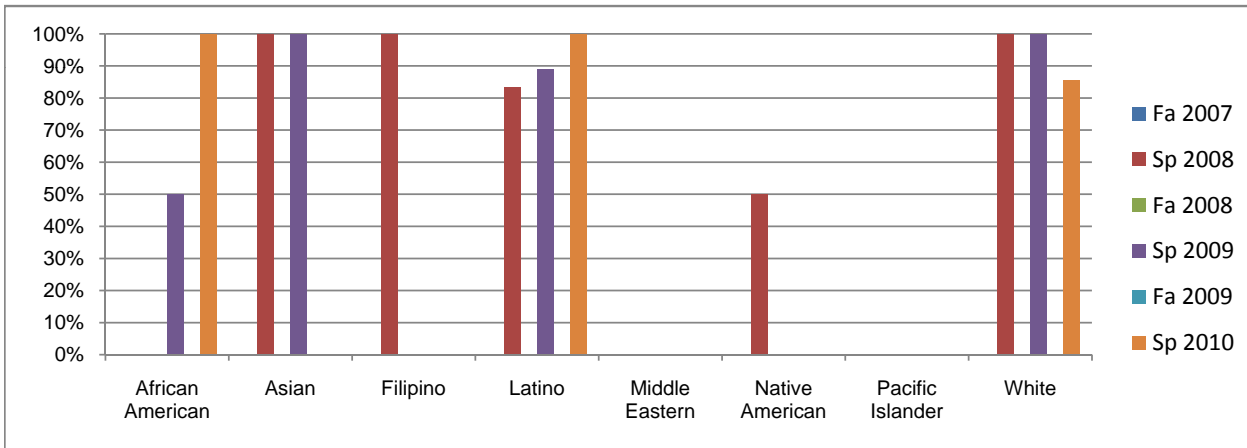
	Fa 2007	Sp 2008	Fa 2008	Sp 2009	Fa 2009	Sp 2010
Success	0%	86%	0%	92%	0%	89%
Non-Success	0%	0%	0%	0%	0%	11%
Withdrawal	0%	14%	0%	8%	0%	0%
Total Percent	0%	100%	0%	100%	0%	100%
Total Enrolled	0	22	0	24	0	19

Chabot
Success Rates By Gender and Semester
Course: WELD 64B



	Fa 2007	Sp 2008	Fa 2008	Sp 2009	Fa 2009	Sp 2010
Men						
Success	0%	89%	0%	90%	0%	88%
Non-Success	0%	0%	0%	0%	0%	13%
Withdrawal	0%	11%	0%	10%	0%	0%
Total Percent	0%	100%	0%	100%	0%	100%
Total Enrolled	0	19	0	21	0	16
Women						
Success	0%	100%	0%	100%	0%	100%
Non-Success	0%	0%	0%	0%	0%	0%
Withdrawal	0%	0%	0%	0%	0%	0%
Total Percent	0%	100%	0%	100%	0%	100%
Total Enrolled	0	1	0	2	0	1

Chabot
Success Rates By Ethnicity and Semester
Course: WELD 64B



	Fa 2007	Sp 2008	Fa 2008	Sp 2009	Fa 2009	Sp 2010
African American						
Success	0%	0%	0%	50%	0%	100%
Non-Success	0%	0%	0%	0%	0%	0%
Withdrawal	0%	0%	0%	50%	0%	0%
Total Percent	0%	0%	0%	100%	0%	100%
Total Enrolled	0	0	0	2	0	2
Asian						
Success	0%	100%	0%	100%	0%	0%
Non-Success	0%	0%	0%	0%	0%	100%
Withdrawal	0%	0%	0%	0%	0%	0%
Total Percent	0%	100%	0%	100%	0%	100%
Total Enrolled	0	1	0	1	0	1
Filipino						
Success	0%	100%	0%	0%	0%	0%
Non-Success	0%	0%	0%	0%	0%	0%
Withdrawal	0%	0%	0%	0%	0%	0%
Total Percent	0%	100%	0%	0%	0%	0%
Total Enrolled	0	1	0	0	0	0
Latino						
Success	0%	83%	0%	89%	0%	100%
Non-Success	0%	0%	0%	0%	0%	0%
Withdrawal	0%	17%	0%	11%	0%	0%
Total Percent	0%	100%	0%	100%	0%	100%
Total Enrolled	0	6	0	9	0	2
Middle Eastern						
Success	0%	0%	0%	0%	0%	0%
Non-Success	0%	0%	0%	0%	0%	0%
Withdrawal	0%	0%	0%	0%	0%	0%
Total Percent	0%	0%	0%	0%	0%	0%
Total Enrolled	0	0	0	0	0	0
Native American						
Success	0%	50%	0%	0%	0%	0%
Non-Success	0%	0%	0%	0%	0%	0%
Withdrawal	0%	50%	0%	0%	0%	0%
Total Percent	0%	100%	0%	0%	0%	0%
Total Enrolled	0	2	0	0	0	0
Pacific Islander						
Success	0%	0%	0%	0%	0%	0%
Non-Success	0%	0%	0%	0%	0%	0%
Withdrawal	0%	0%	0%	0%	0%	0%
Total Percent	0%	0%	0%	0%	0%	0%
Total Enrolled	0	0	0	0	0	0
White						
Success	0%	100%	0%	100%	0%	86%
Non-Success	0%	0%	0%	0%	0%	14%
Withdrawal	0%	0%	0%	0%	0%	0%
Total Percent	0%	100%	0%	100%	0%	100%
Total Enrolled	0	9	0	8	0	7