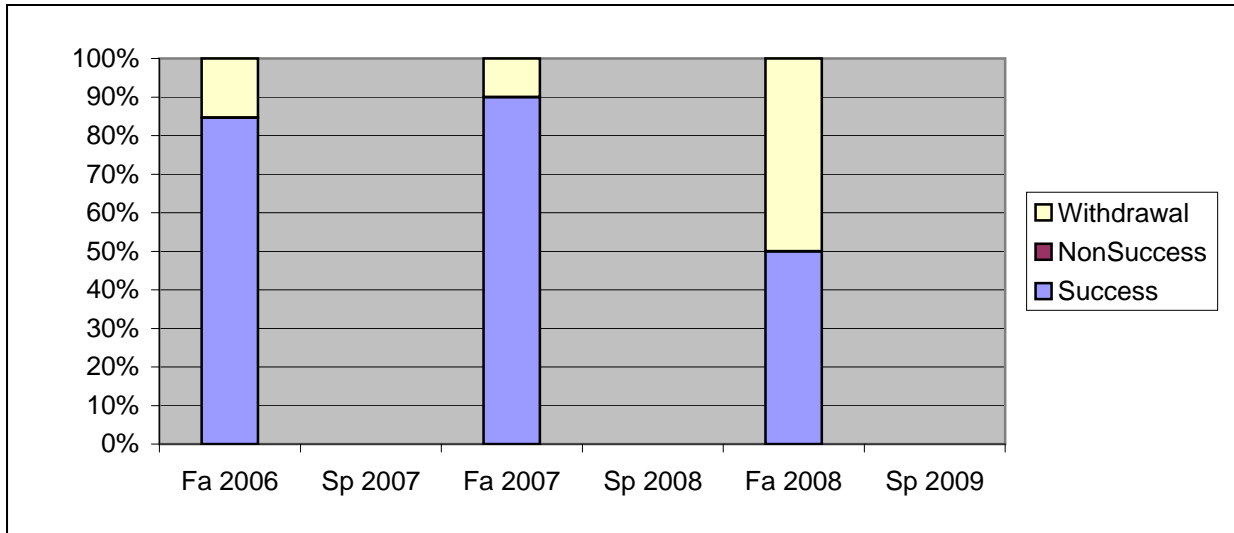
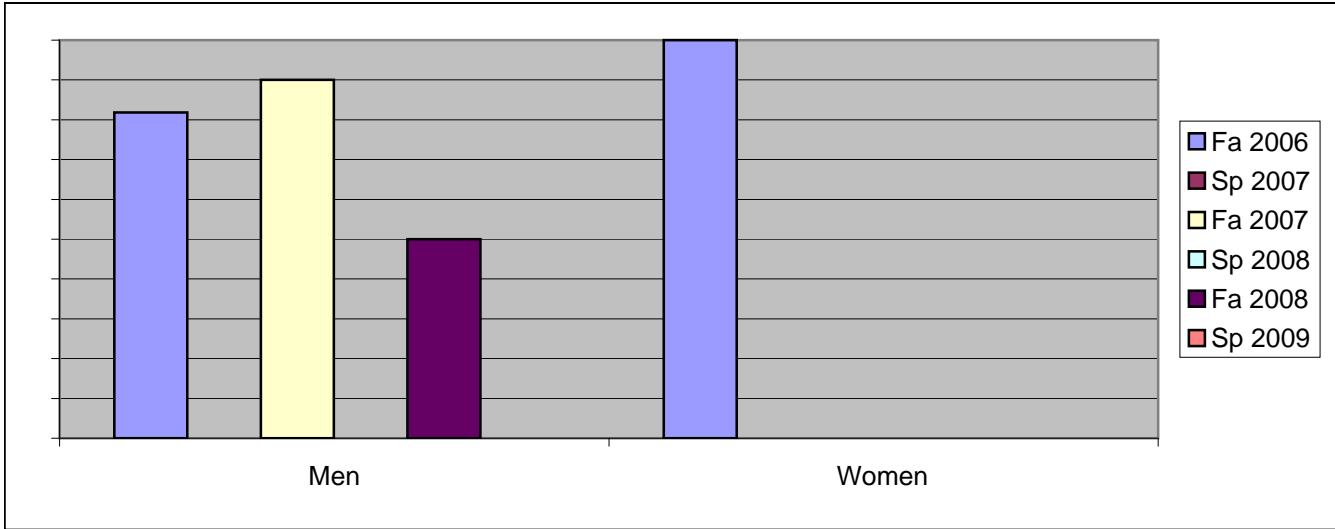


Chabot
Success, Non-Success, and Withdrawal Rates By Semester
Course: WELD 63



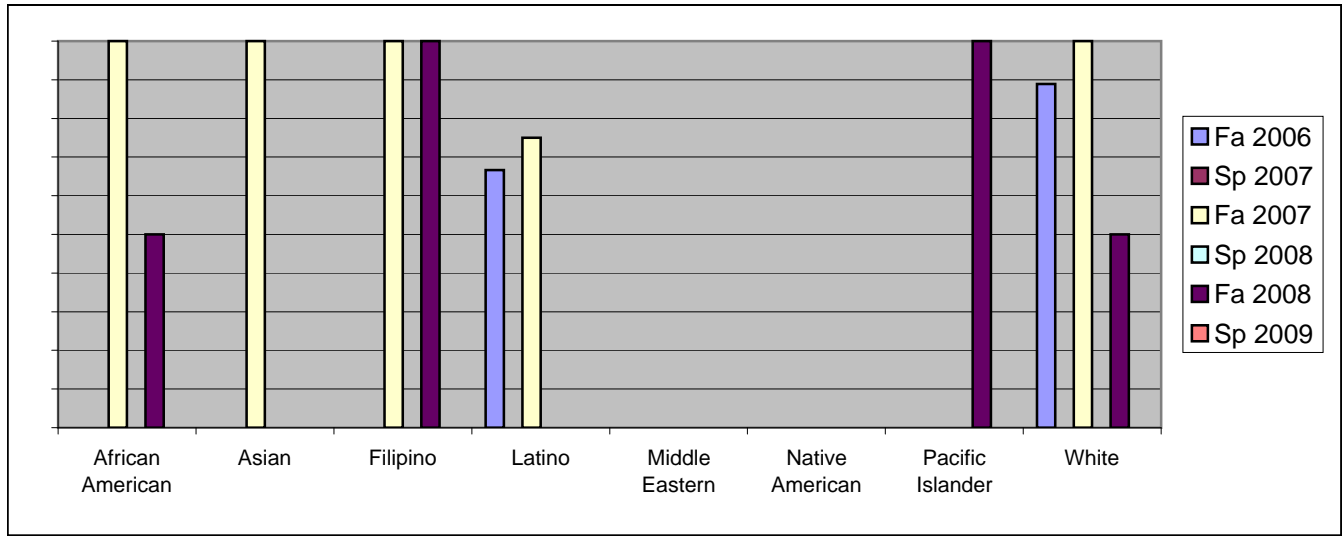
	Fa 2006	Sp 2007	Fa 2007	Sp 2008	Fa 2008	Sp 2009
Success	85%	0%	90%	0%	50%	0%
Non-Success	0%	0%	0%	0%	0%	0%
Withdrawal	15%	0%	10%	0%	50%	0%
Total Percent	100%	0%	100%	0%	100%	0%
Total Enrolled	13	0	10	0	14	0

Chabot
Success Rates By Gender and Semester
Course: WELD 63



	Fa 2006	Sp 2007	Fa 2007	Sp 2008	Fa 2008	Sp 2009
Men						
Success	82%	0%	90%	0%	50%	0%
Non-Success	0%	0%	0%	0%	0%	0%
Withdrawal	18%	0%	10%	0%	50%	0%
Total Percent	100%	0%	100%	0%	100%	0%
Total Enrolled	11	0	10	0	14	0
Women						
Success	100%	0%	0%	0%	0%	0%
Non-Success	0%	0%	0%	0%	0%	0%
Withdrawal	0%	0%	0%	0%	0%	0%
Total Percent	100%	0%	0%	0%	0%	0%
Total Enrolled	1	0	0	0	0	0

Chabot
Success Rates By Ethnicity and Semester
Course: WELD 63



	Fa 2006	Sp 2007	Fa 2007	Sp 2008	Fa 2008	Sp 2009
African American						
Success	0%	0%	100%	0%	50%	0%
Non-Success	0%	0%	0%	0%	0%	0%
Withdrawal	0%	0%	0%	0%	50%	0%
Total Percent	0%	0%	100%	0%	100%	0%
Total Enrolled	0	0	1	0	4	0
Asian						
Success	0%	0%	100%	0%	0%	0%
Non-Success	0%	0%	0%	0%	0%	0%
Withdrawal	0%	0%	0%	0%	0%	0%
Total Percent	0%	0%	100%	0%	0%	0%
Total Enrolled	0	0	2	0	0	0
Filipino						
Success	0%	0%	100%	0%	100%	0%
Non-Success	0%	0%	0%	0%	0%	0%
Withdrawal	0%	0%	0%	0%	0%	0%
Total Percent	0%	0%	100%	0%	100%	0%
Total Enrolled	0	0	1	0	1	0
Latino						
Success	67%	0%	75%	0%	0%	0%
Non-Success	0%	0%	0%	0%	0%	0%
Withdrawal	33%	0%	25%	0%	100%	0%
Total Percent	100%	0%	100%	0%	100%	0%
Total Enrolled	3	0	4	0	3	0
Middle Eastern						
Success	0%	0%	0%	0%	0%	0%
Non-Success	0%	0%	0%	0%	0%	0%
Withdrawal	0%	0%	0%	0%	0%	0%

Total Percent	0%	0%	0%	0%	0%	0%
Total Enrolled	0	0	0	0	0	0
Native American						
Success	0%	0%	0%	0%	0%	0%
Non-Success	0%	0%	0%	0%	0%	0%
Withdrawal	0%	0%	0%	0%	0%	0%
Total Percent	0%	0%	0%	0%	0%	0%
Total Enrolled	0	0	0	0	0	0
Pacific Islander						
Success	0%	0%	0%	0%	100%	0%
Non-Success	0%	0%	0%	0%	0%	0%
Withdrawal	0%	0%	0%	0%	0%	0%
Total Percent	0%	0%	0%	0%	100%	0%
Total Enrolled	0	0	0	0	1	0
White						
Success	89%	0%	100%	0%	50%	0%
Non-Success	0%	0%	0%	0%	0%	0%
Withdrawal	11%	0%	0%	0%	50%	0%
Total Percent	100%	0%	100%	0%	100%	0%
Total Enrolled	9	0	1	0	4	0