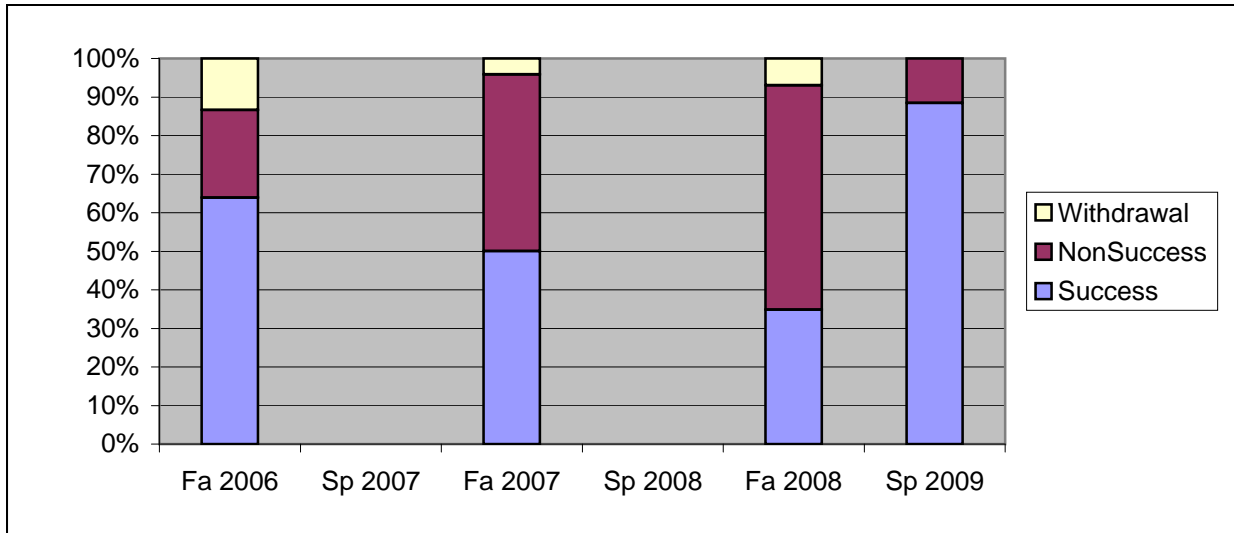
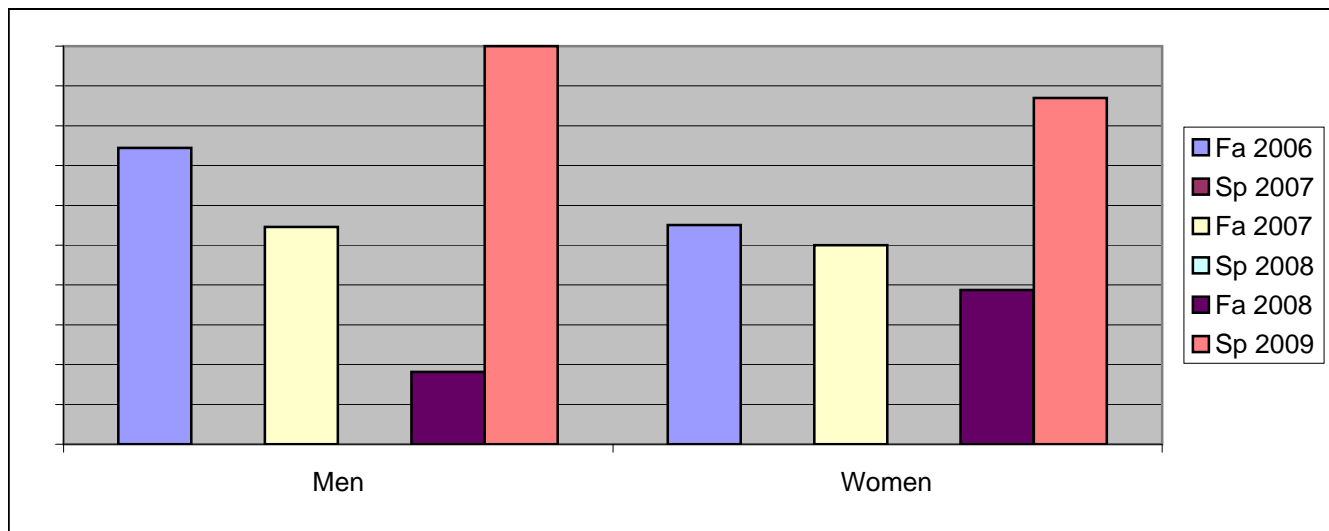


Chabot  
Success, Non-Success, and Withdrawal Rates By Semester  
Course: PSCN 18



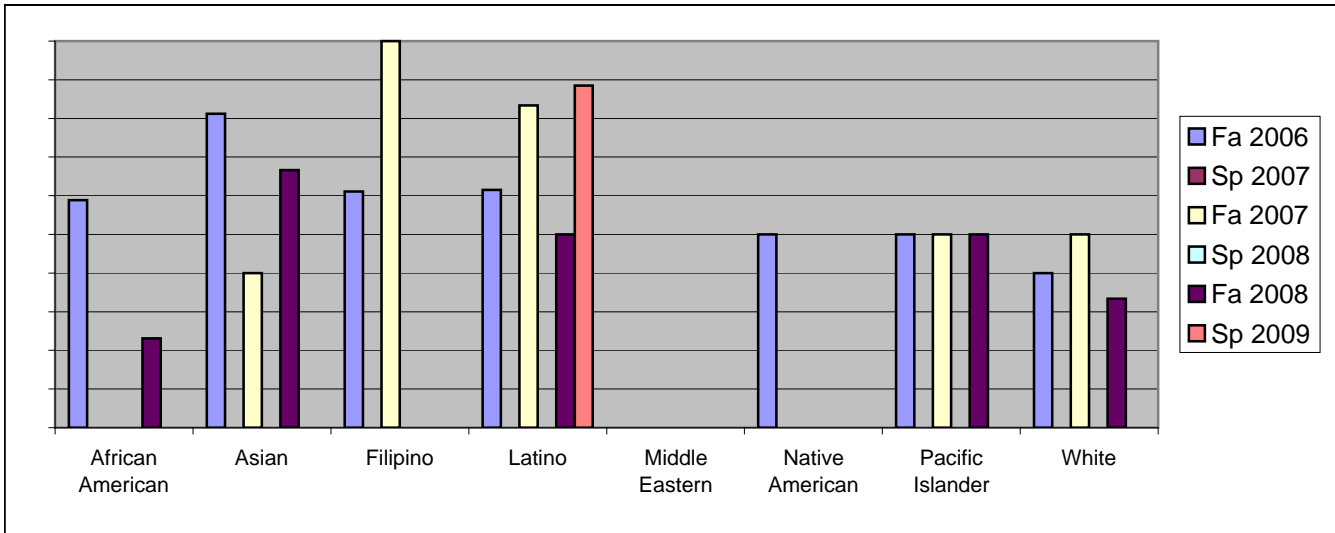
	Fa 2006	Sp 2007	Fa 2007	Sp 2008	Fa 2008	Sp 2009
Success	64%	0%	50%	0%	35%	88%
Non-Success	23%	0%	46%	0%	58%	12%
Withdrawal	13%	0%	4%	0%	7%	0%
Total Percent	100%	0%	100%	0%	100%	100%
Total Enrolled	<b>97</b>	<b>0</b>	<b>24</b>	<b>0</b>	<b>43</b>	<b>26</b>

Chabot  
Success Rates By Gender and Semester  
Course: PSCN 18



	Fa 2006	Sp 2007	Fa 2007	Sp 2008	Fa 2008	Sp 2009
<b>Men</b>						
Success	74%	0%	55%	0%	18%	100%
Non-Success	19%	0%	36%	0%	64%	0%
Withdrawal	6%	0%	9%	0%	18%	0%
Total Percent	100%	0%	100%	0%	100%	100%
Total Enrolled	<b>47</b>	<b>0</b>	<b>11</b>	<b>0</b>	<b>11</b>	<b>1</b>
<b>Women</b>						
Success	55%	0%	50%	0%	39%	87%
Non-Success	24%	0%	50%	0%	58%	13%
Withdrawal	20%	0%	0%	0%	3%	0%
Total Percent	100%	0%	100%	0%	100%	100%
Total Enrolled	<b>49</b>	<b>0</b>	<b>12</b>	<b>0</b>	<b>31</b>	<b>23</b>

Chabot  
Success Rates By Ethnicity and Semester  
Course: PSCN 18



	Fa 2006	Sp 2007	Fa 2007	Sp 2008	Fa 2008	Sp 2009
<b>African American</b>						
Success	59%	0%	0%	0%	23%	0%
Non-Success	6%	0%	100%	0%	77%	0%
Withdrawal	35%	0%	0%	0%	0%	0%
Total Percent	100%	0%	100%	0%	100%	0%
Total Enrolled	17	0	3	0	13	0
<b>Asian</b>						
Success	81%	0%	40%	0%	67%	0%
Non-Success	13%	0%	60%	0%	33%	0%
Withdrawal	6%	0%	0%	0%	0%	0%
Total Percent	100%	0%	100%	0%	100%	0%
Total Enrolled	16	0	5	0	3	0
<b>Filipino</b>						
Success	61%	0%	100%	0%	0%	0%
Non-Success	28%	0%	0%	0%	100%	0%
Withdrawal	11%	0%	0%	0%	0%	0%
Total Percent	100%	0%	100%	0%	100%	0%
Total Enrolled	18	0	1	0	3	0
<b>Latino</b>						
Success	62%	0%	83%	0%	50%	88%
Non-Success	31%	0%	17%	0%	42%	12%
Withdrawal	8%	0%	0%	0%	8%	0%
Total Percent	100%	0%	100%	0%	100%	100%
Total Enrolled	26	0	6	0	12	26
<b>Middle Eastern</b>						
Success	0%	0%	0%	0%	0%	0%
Non-Success	0%	0%	0%	0%	100%	0%
Withdrawal	0%	0%	0%	0%	0%	0%
Total Percent	0%	0%	0%	0%	100%	0%
Total Enrolled	0	0	0	0	1	0
<b>Native American</b>						
Success	50%	0%	0%	0%	0%	0%
Non-Success	0%	0%	0%	0%	0%	0%
Withdrawal	50%	0%	0%	0%	0%	0%

	Total Percent	100%	0%	0%	0%	0%	0%
	Total Enrolled	<b>2</b>	<b>0</b>	<b>0</b>	<b>0</b>	<b>0</b>	<b>0</b>
<b>Pacific Islander</b>							
	Success	50%	0%	50%	0%	50%	0%
	Non-Success	50%	0%	25%	0%	25%	0%
	Withdrawal	0%	0%	25%	0%	25%	0%
	Total Percent	100%	0%	100%	0%	100%	0%
	Total Enrolled	<b>6</b>	<b>0</b>	<b>4</b>	<b>0</b>	<b>4</b>	<b>0</b>
<b>White</b>							
	Success	40%	0%	50%	0%	33%	0%
	Non-Success	40%	0%	50%	0%	67%	0%
	Withdrawal	20%	0%	0%	0%	0%	0%
	Total Percent	100%	0%	100%	0%	100%	0%
	Total Enrolled	<b>5</b>	<b>0</b>	<b>4</b>	<b>0</b>	<b>3</b>	<b>0</b>