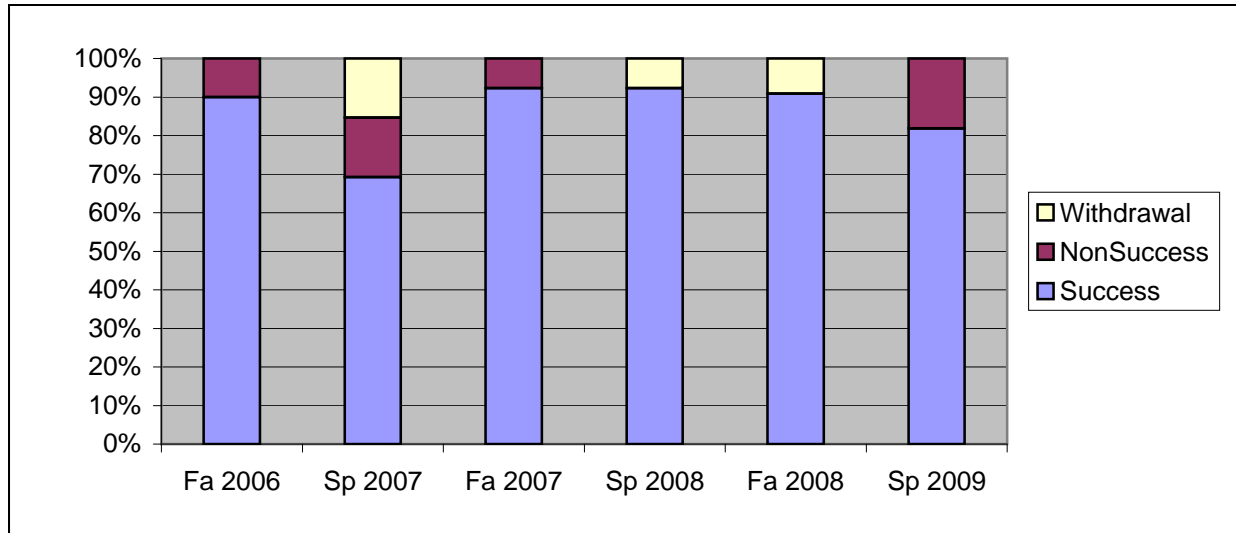
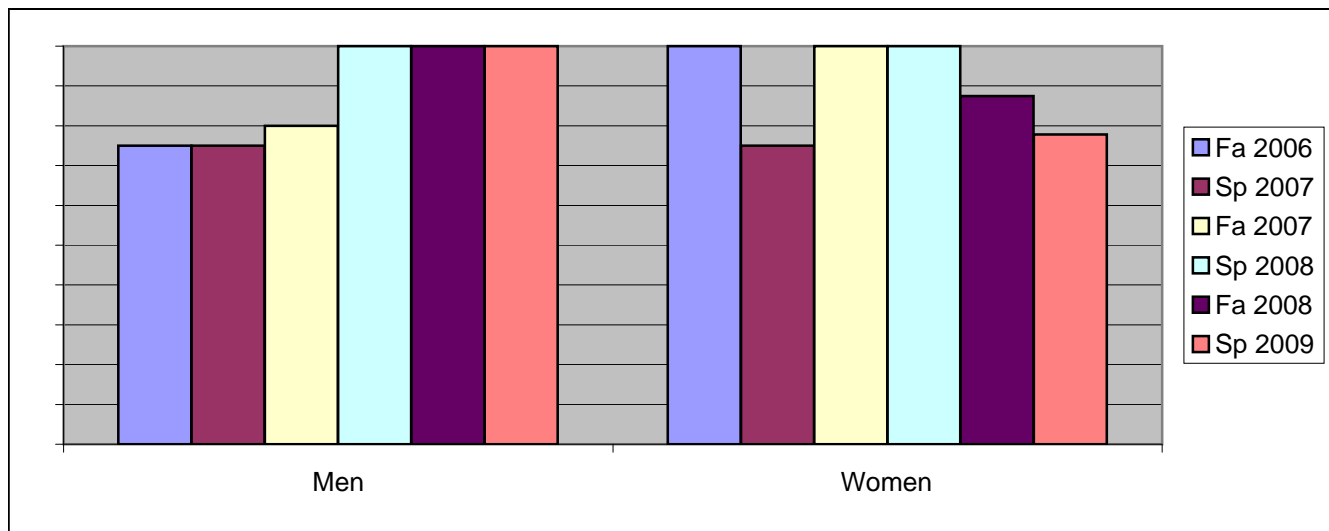


Chabot
Success, Non-Success, and Withdrawal Rates By Semester
Course: PSCN 902



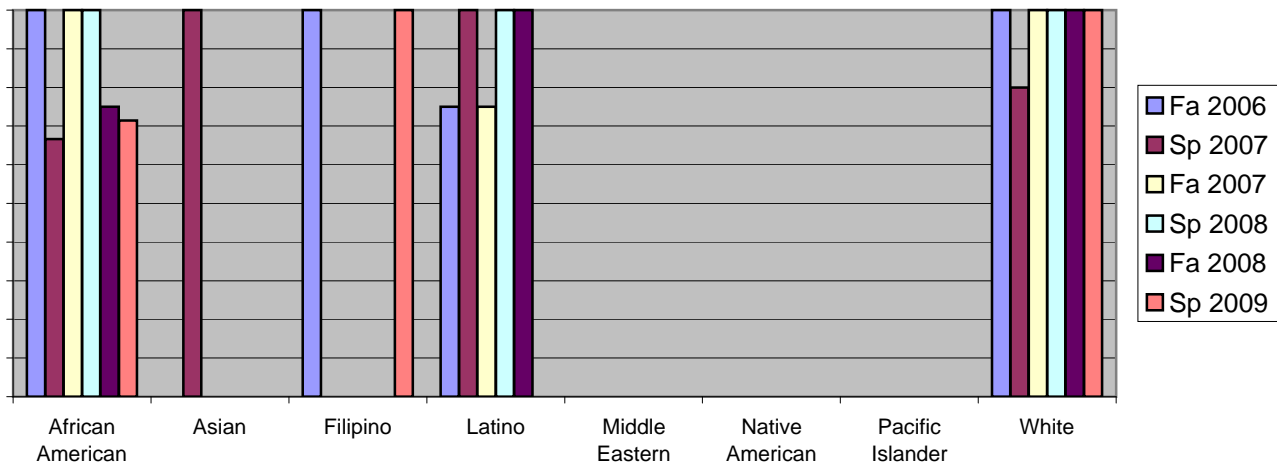
	Fa 2006	Sp 2007	Fa 2007	Sp 2008	Fa 2008	Sp 2009
Success	90%	69%	92%	92%	91%	82%
Non-Success	10%	15%	8%	0%	0%	18%
Withdrawal	0%	15%	0%	8%	9%	0%
Total Percent	100%	100%	100%	100%	100%	100%
Total Enrolled	10	13	13	13	11	11

Chabot
Success Rates By Gender and Semester
Course: PSCN 902



	Fa 2006	Sp 2007	Fa 2007	Sp 2008	Fa 2008	Sp 2009
Men						
Success	75%	75%	80%	100%	100%	100%
Non-Success	25%	25%	20%	0%	0%	0%
Withdrawal	0%	0%	0%	0%	0%	0%
Total Percent	100%	100%	100%	100%	100%	100%
Total Enrolled	4	4	5	3	3	1
Women						
Success	100%	75%	100%	100%	88%	78%
Non-Success	0%	13%	0%	0%	0%	22%
Withdrawal	0%	13%	0%	0%	13%	0%
Total Percent	100%	100%	100%	100%	100%	100%
Total Enrolled	6	8	8	9	8	9

Chabot
Success Rates By Ethnicity and Semester
Course: PSCN 902



	Fa 2006	Sp 2007	Fa 2007	Sp 2008	Fa 2008	Sp 2009
African American						
Success	100%	67%	100%	100%	75%	71%
Non-Success	0%	0%	0%	0%	0%	29%
Withdrawal	0%	33%	0%	0%	25%	0%
Total Percent	100%	100%	100%	100%	100%	100%
Total Enrolled	2	3	4	3	4	7
Asian						
Success	0%	100%	0%	0%	0%	0%
Non-Success	0%	0%	0%	0%	0%	0%
Withdrawal	0%	0%	0%	0%	0%	0%
Total Percent	0%	100%	0%	0%	0%	0%
Total Enrolled	0	1	0	0	0	0
Filipino						
Success	100%	0%	0%	0%	0%	100%
Non-Success	0%	100%	0%	0%	0%	0%
Withdrawal	0%	0%	0%	100%	0%	0%
Total Percent	100%	100%	0%	100%	0%	100%
Total Enrolled	1	1	0	1	0	1
Latino						
Success	75%	100%	75%	100%	100%	0%
Non-Success	25%	0%	25%	0%	0%	0%
Withdrawal	0%	0%	0%	0%	0%	0%
Total Percent	100%	100%	100%	100%	100%	0%
Total Enrolled	4	2	4	1	1	0
Middle Eastern						
Success	0%	0%	0%	0%	0%	0%
Non-Success	0%	0%	0%	0%	0%	0%
Withdrawal	0%	0%	0%	0%	0%	0%
Total Percent	0%	0%	0%	0%	0%	0%
Total Enrolled	0	0	0	0	0	0
Native American						
Success	0%	0%	0%	0%	0%	0%
Non-Success	0%	0%	0%	0%	0%	0%
Withdrawal	0%	0%	0%	0%	0%	0%

	Total Percent	0%	0%	0%	0%	0%	0%
	Total Enrolled	0	0	0	0	0	0
Pacific Islander							
	Success	0%	0%	0%	0%	0%	0%
	Non-Success	0%	0%	0%	0%	0%	0%
	Withdrawal	0%	0%	0%	0%	0%	0%
	Total Percent	0%	0%	0%	0%	0%	0%
	Total Enrolled	0	0	0	0	0	0
White							
	Success	100%	80%	100%	100%	100%	100%
	Non-Success	0%	20%	0%	0%	0%	0%
	Withdrawal	0%	0%	0%	0%	0%	0%
	Total Percent	100%	100%	100%	100%	100%	100%
	Total Enrolled	3	5	5	8	6	3