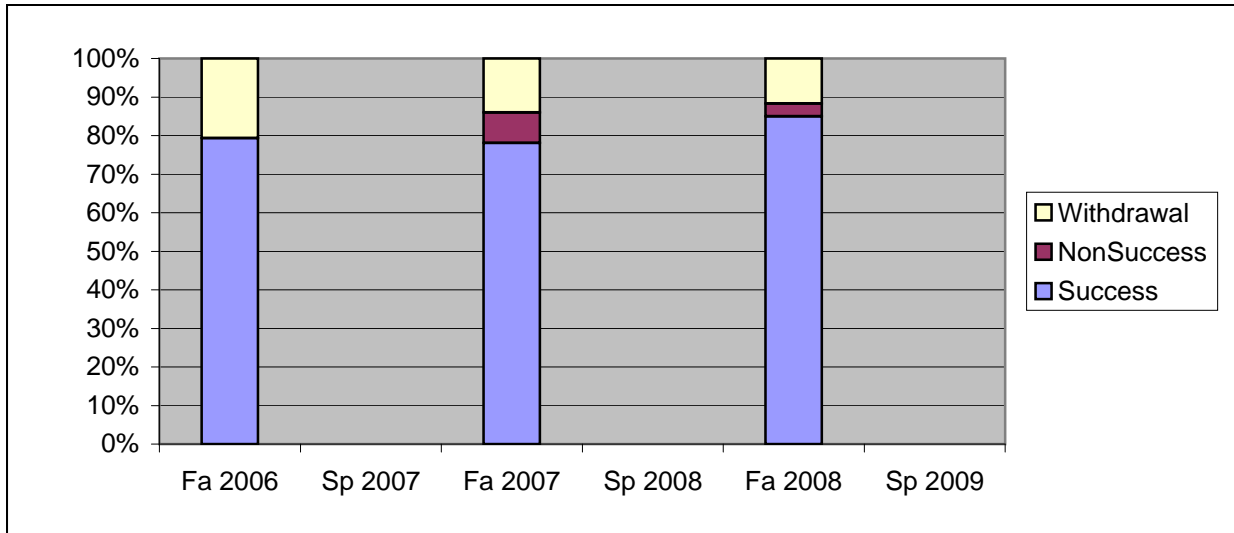
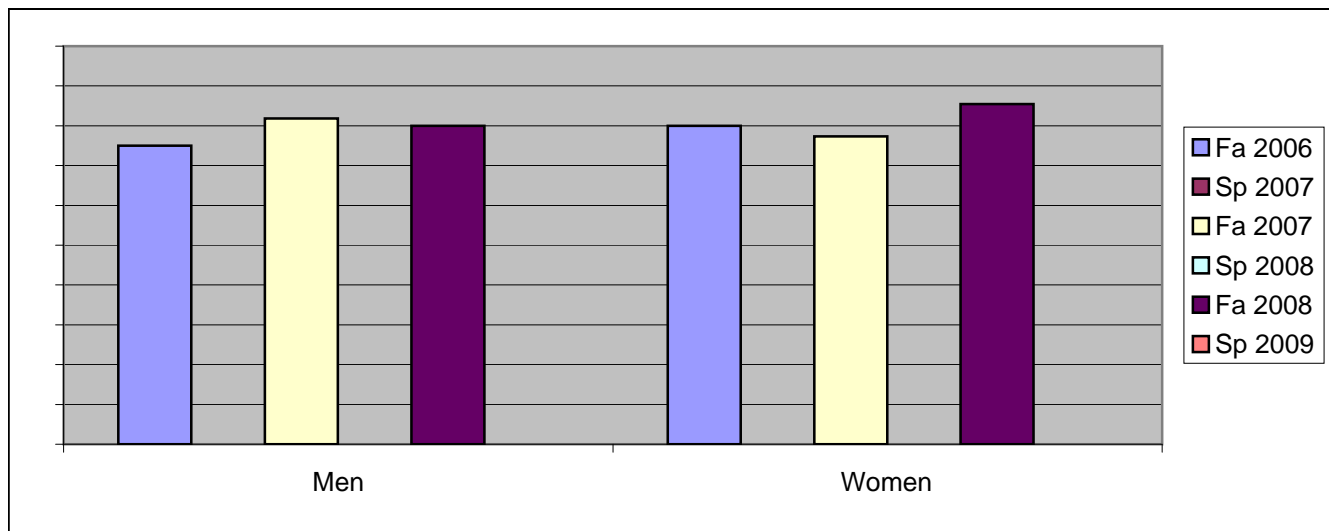


Chabot
Success, Non-Success, and Withdrawal Rates By Semester
Course: NURS 55



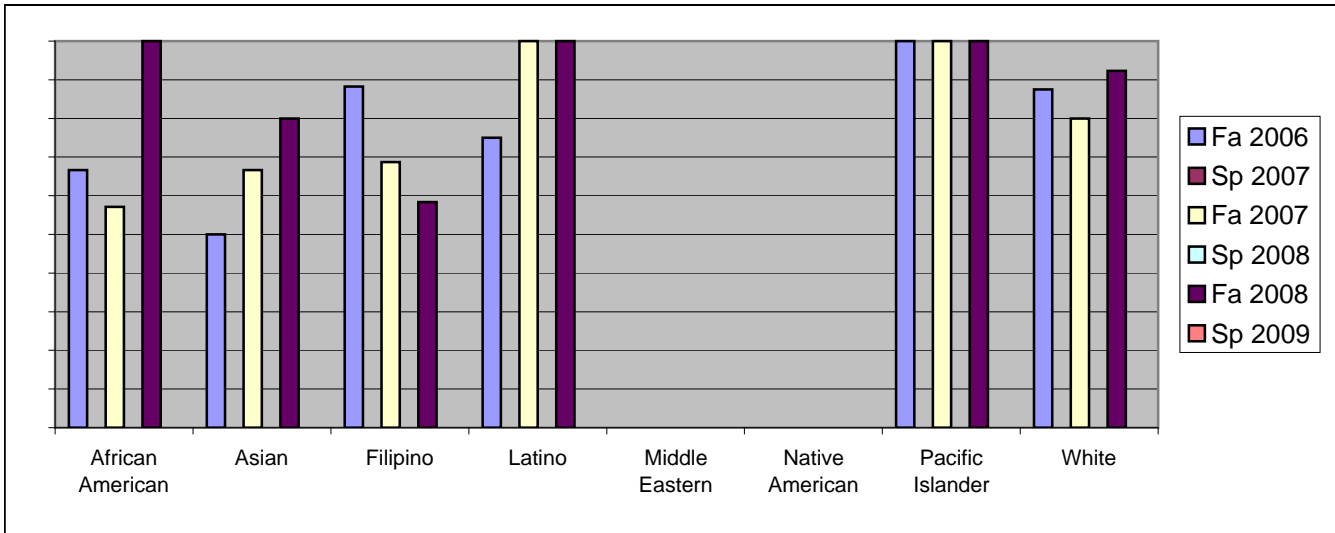
	Fa 2006	Sp 2007	Fa 2007	Sp 2008	Fa 2008	Sp 2009
Success	79%	0%	78%	0%	85%	0%
Non-Success	0%	0%	8%	0%	3%	0%
Withdrawal	21%	0%	14%	0%	12%	0%
Total Percent	100%	0%	100%	0%	100%	0%
Total Enrolled	58	0	64	0	60	0

Chabot
Success Rates By Gender and Semester
Course: NURS 55



	Fa 2006	Sp 2007	Fa 2007	Sp 2008	Fa 2008	Sp 2009
Men						
Success	75%	0%	82%	0%	80%	0%
Non-Success	0%	0%	9%	0%	20%	0%
Withdrawal	25%	0%	9%	0%	0%	0%
Total Percent	100%	0%	100%	0%	100%	0%
Total Enrolled	8	0	11	0	5	0
Women						
Success	80%	0%	77%	0%	85%	0%
Non-Success	0%	0%	8%	0%	2%	0%
Withdrawal	20%	0%	15%	0%	13%	0%
Total Percent	100%	0%	100%	0%	100%	0%
Total Enrolled	50	0	53	0	55	0

Chabot
Success Rates By Ethnicity and Semester
Course: NURS 55



	Fa 2006	Sp 2007	Fa 2007	Sp 2008	Fa 2008	Sp 2009
African American						
Success	67%	0%	57%	0%	100%	0%
Non-Success	0%	0%	14%	0%	0%	0%
Withdrawal	33%	0%	29%	0%	0%	0%
Total Percent	100%	0%	100%	0%	100%	0%
Total Enrolled	3	0	7	0	2	0
Asian						
Success	50%	0%	67%	0%	80%	0%
Non-Success	0%	0%	33%	0%	0%	0%
Withdrawal	50%	0%	0%	0%	20%	0%
Total Percent	100%	0%	100%	0%	100%	0%
Total Enrolled	12	0	3	0	10	0
Filipino						
Success	88%	0%	69%	0%	58%	0%
Non-Success	0%	0%	13%	0%	8%	0%
Withdrawal	12%	0%	19%	0%	33%	0%
Total Percent	100%	0%	100%	0%	100%	0%
Total Enrolled	17	0	16	0	12	0
Latino						
Success	75%	0%	100%	0%	100%	0%
Non-Success	0%	0%	0%	0%	0%	0%
Withdrawal	25%	0%	0%	0%	0%	0%
Total Percent	100%	0%	100%	0%	100%	0%
Total Enrolled	4	0	10	0	5	0
Middle Eastern						
Success	0%	0%	0%	0%	0%	0%
Non-Success	0%	0%	0%	0%	0%	0%
Withdrawal	0%	0%	0%	0%	0%	0%
Total Percent	0%	0%	0%	0%	0%	0%
Total Enrolled	0	0	0	0	0	0
Native American						
Success	0%	0%	0%	0%	0%	0%
Non-Success	0%	0%	0%	0%	0%	0%
Withdrawal	0%	0%	0%	0%	0%	0%

	Total Percent	0%	0%	0%	0%	0%	0%
	Total Enrolled	0	0	0	0	0	0
Pacific Islander							
	Success	100%	0%	100%	0%	100%	0%
	Non-Success	0%	0%	0%	0%	0%	0%
	Withdrawal	0%	0%	0%	0%	0%	0%
	Total Percent	100%	0%	100%	0%	100%	0%
	Total Enrolled	1	0	3	0	1	0
White							
	Success	88%	0%	80%	0%	92%	0%
	Non-Success	0%	0%	5%	0%	4%	0%
	Withdrawal	13%	0%	15%	0%	4%	0%
	Total Percent	100%	0%	100%	0%	100%	0%
	Total Enrolled	16	0	20	0	26	0