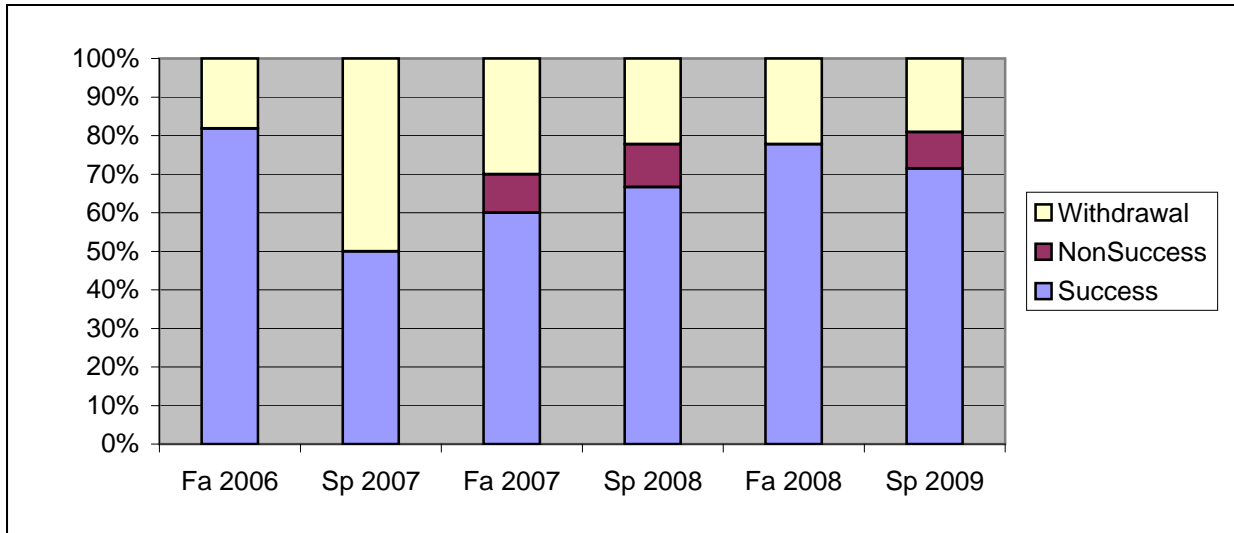
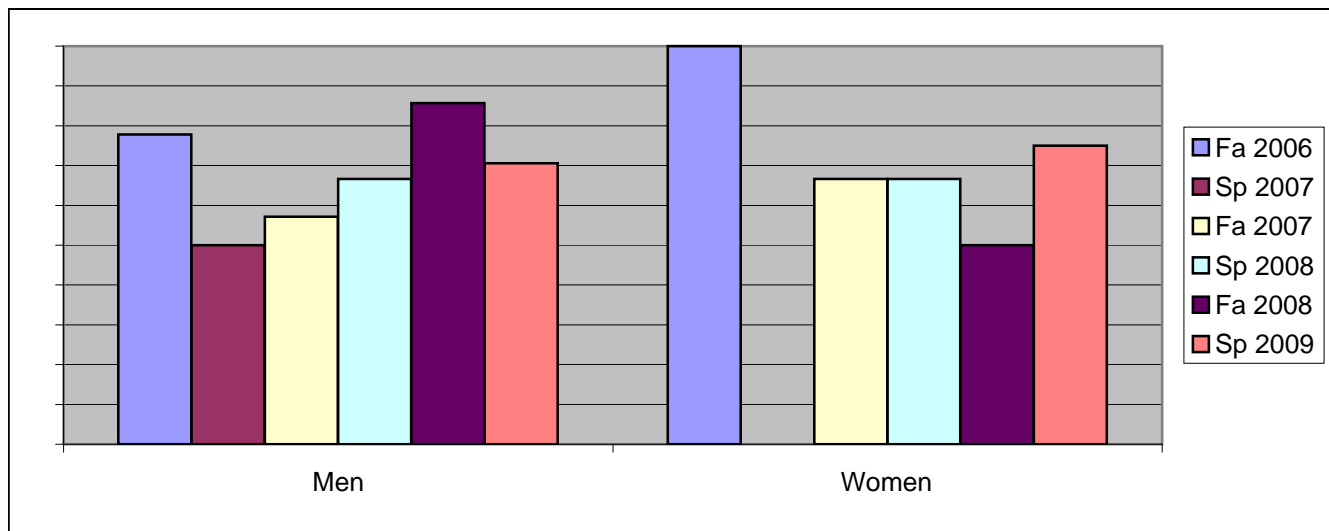


Chabot  
Success, Non-Success, and Withdrawal Rates By Semester  
Course: PHED 1BDT



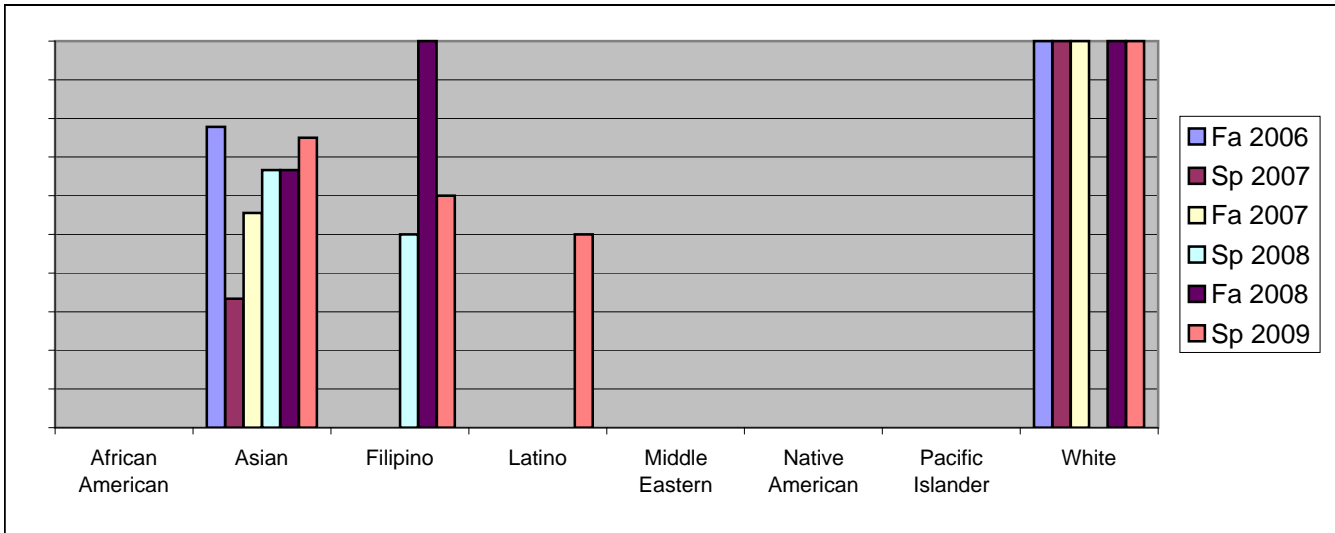
	Fa 2006	Sp 2007	Fa 2007	Sp 2008	Fa 2008	Sp 2009
Success	82%	50%	60%	67%	78%	71%
Non-Success	0%	0%	10%	11%	0%	10%
Withdrawal	18%	50%	30%	22%	22%	19%
Total Percent	100%	100%	100%	100%	100%	100%
Total Enrolled	11	4	10	9	9	21

Chabot  
Success Rates By Gender and Semester  
Course: PHED 1BDT



	Fa 2006	Sp 2007	Fa 2007	Sp 2008	Fa 2008	Sp 2009
<b>Men</b>						
Success	78%	50%	57%	67%	86%	71%
Non-Success	0%	0%	14%	0%	0%	12%
Withdrawal	22%	50%	29%	33%	14%	18%
Total Percent	100%	100%	100%	100%	100%	100%
Total Enrolled	9	4	7	3	7	17
<b>Women</b>						
Success	100%	0%	67%	67%	50%	75%
Non-Success	0%	0%	0%	17%	0%	0%
Withdrawal	0%	0%	33%	17%	50%	25%
Total Percent	100%	0%	100%	100%	100%	100%
Total Enrolled	2	0	3	6	2	4

Chabot  
Success Rates By Ethnicity and Semester  
Course: PHED 1BDT



	Fa 2006	Sp 2007	Fa 2007	Sp 2008	Fa 2008	Sp 2009
<b>African American</b>						
Success	0%	0%	0%	0%	0%	0%
Non-Success	0%	0%	0%	0%	0%	0%
Withdrawal	0%	0%	0%	0%	0%	0%
Total Percent	0%	0%	0%	0%	0%	0%
Total Enrolled	0	0	0	0	0	0
<b>Asian</b>						
Success	78%	33%	56%	67%	67%	75%
Non-Success	0%	0%	11%	0%	0%	8%
Withdrawal	22%	67%	33%	33%	33%	17%
Total Percent	100%	100%	100%	100%	100%	100%
Total Enrolled	9	3	9	6	6	12
<b>Filipino</b>						
Success	0%	0%	0%	50%	100%	60%
Non-Success	0%	0%	0%	50%	0%	0%
Withdrawal	0%	0%	0%	0%	0%	40%
Total Percent	0%	0%	0%	100%	100%	100%
Total Enrolled	0	0	0	2	1	5
<b>Latino</b>						
Success	0%	0%	0%	0%	0%	50%
Non-Success	0%	0%	0%	0%	0%	50%
Withdrawal	0%	0%	0%	0%	0%	0%
Total Percent	0%	0%	0%	0%	0%	100%
Total Enrolled	0	0	0	0	0	2
<b>Middle Eastern</b>						
Success	0%	0%	0%	0%	0%	0%
Non-Success	0%	0%	0%	0%	0%	0%
Withdrawal	0%	0%	0%	0%	0%	0%
Total Percent	0%	0%	0%	0%	0%	0%
Total Enrolled	0	0	0	0	0	0
<b>Native American</b>						
Success	0%	0%	0%	0%	0%	0%
Non-Success	0%	0%	0%	0%	0%	0%
Withdrawal	0%	0%	0%	0%	0%	0%

	Total Percent	0%	0%	0%	0%	0%	0%
	Total Enrolled	<b>0</b>	<b>0</b>	<b>0</b>	<b>0</b>	<b>0</b>	<b>0</b>
<b>Pacific Islander</b>							
	Success	0%	0%	0%	0%	0%	0%
	Non-Success	0%	0%	0%	0%	0%	0%
	Withdrawal	0%	0%	0%	0%	0%	0%
	Total Percent	0%	0%	0%	0%	0%	0%
	Total Enrolled	<b>0</b>	<b>0</b>	<b>0</b>	<b>0</b>	<b>0</b>	<b>0</b>
<b>White</b>							
	Success	100%	100%	100%	0%	100%	100%
	Non-Success	0%	0%	0%	0%	0%	0%
	Withdrawal	0%	0%	0%	0%	0%	0%
	Total Percent	100%	100%	100%	0%	100%	100%
	Total Enrolled	<b>2</b>	<b>1</b>	<b>1</b>	<b>0</b>	<b>1</b>	<b>1</b>