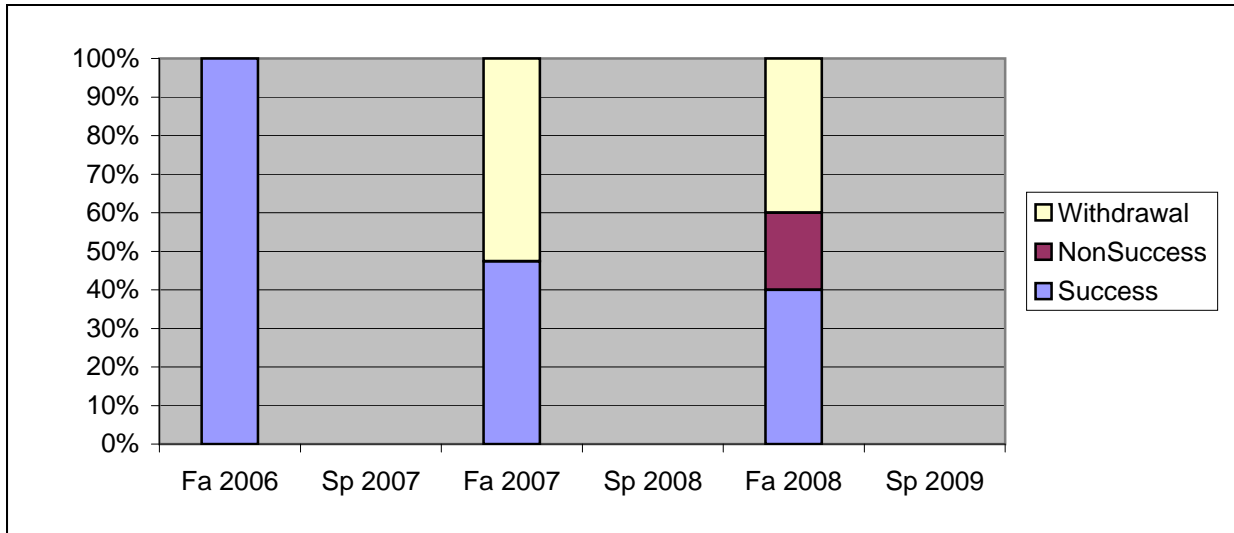
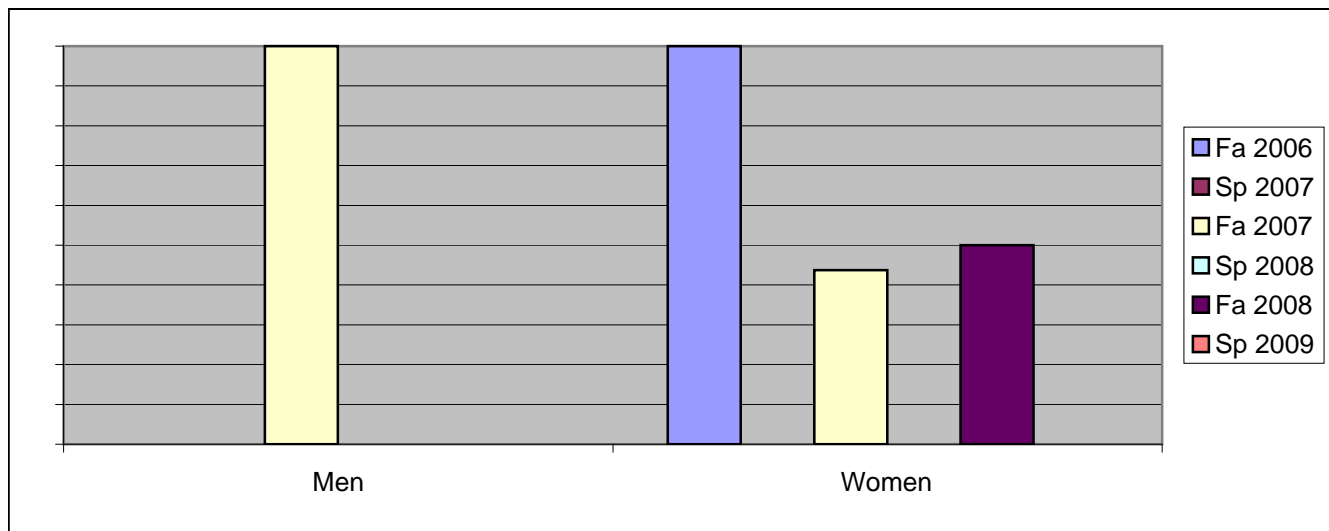


Chabot
Success, Non-Success, and Withdrawal Rates By Semester
Course: PHED 1SSR



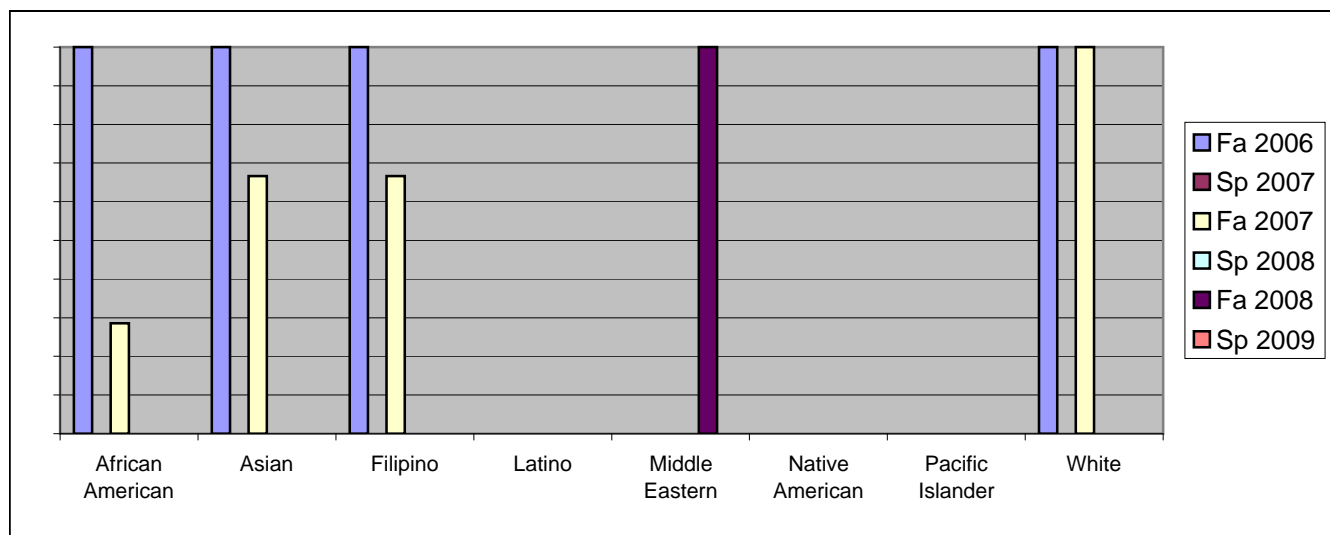
	Fa 2006	Sp 2007	Fa 2007	Sp 2008	Fa 2008	Sp 2009
Success	100%	0%	47%	0%	40%	0%
Non-Success	0%	0%	0%	0%	20%	0%
Withdrawal	0%	0%	53%	0%	40%	0%
Total Percent	100%	0%	100%	0%	100%	0%
Total Enrolled	8	0	19	0	5	0

Chabot
Success Rates By Gender and Semester
Course: PHED 1SSR



	Fa 2006	Sp 2007	Fa 2007	Sp 2008	Fa 2008	Sp 2009
Men						
Success	0%	0%	100%	0%	0%	0%
Non-Success	0%	0%	0%	0%	50%	0%
Withdrawal	0%	0%	0%	0%	50%	0%
Total Percent	0%	0%	100%	0%	100%	0%
Total Enrolled	0	0	2	0	2	0
Women						
Success	100%	0%	44%	0%	50%	0%
Non-Success	0%	0%	0%	0%	0%	0%
Withdrawal	0%	0%	56%	0%	50%	0%
Total Percent	100%	0%	100%	0%	100%	0%
Total Enrolled	8	0	16	0	2	0

Chabot
Success Rates By Ethnicity and Semester
Course: PHED 1SSR



	Fa 2006	Sp 2007	Fa 2007	Sp 2008	Fa 2008	Sp 2009
African American						
Success	100%	0%	29%	0%	0%	0%
Non-Success	0%	0%	0%	0%	50%	0%
Withdrawal	0%	0%	71%	0%	50%	0%
Total Percent	100%	0%	100%	0%	100%	0%
Total Enrolled	1	0	7	0	2	0
Asian						
Success	100%	0%	67%	0%	0%	0%
Non-Success	0%	0%	0%	0%	0%	0%
Withdrawal	0%	0%	33%	0%	0%	0%
Total Percent	100%	0%	100%	0%	0%	0%
Total Enrolled	2	0	3	0	0	0
Filipino						
Success	100%	0%	67%	0%	0%	0%
Non-Success	0%	0%	0%	0%	0%	0%
Withdrawal	0%	0%	33%	0%	0%	0%
Total Percent	100%	0%	100%	0%	0%	0%
Total Enrolled	4	0	3	0	0	0
Latino						
Success	0%	0%	0%	0%	0%	0%
Non-Success	0%	0%	0%	0%	0%	0%
Withdrawal	0%	0%	100%	0%	100%	0%
Total Percent	0%	0%	100%	0%	100%	0%
Total Enrolled	0	0	1	0	1	0
Middle Eastern						
Success	0%	0%	0%	0%	100%	0%
Non-Success	0%	0%	0%	0%	0%	0%
Withdrawal	0%	0%	0%	0%	0%	0%
Total Percent	0%	0%	0%	0%	100%	0%
Total Enrolled	0	0	0	0	1	0
Native American						
Success	0%	0%	0%	0%	0%	0%
Non-Success	0%	0%	0%	0%	0%	0%
Withdrawal	0%	0%	0%	0%	0%	0%

	Total Percent	0%	0%	0%	0%	0%	0%
	Total Enrolled	0	0	0	0	0	0
Pacific Islander							
	Success	0%	0%	0%	0%	0%	0%
	Non-Success	0%	0%	0%	0%	0%	0%
	Withdrawal	0%	0%	0%	0%	0%	0%
	Total Percent	0%	0%	0%	0%	0%	0%
	Total Enrolled	0	0	0	0	0	0
White							
	Success	100%	0%	100%	0%	0%	0%
	Non-Success	0%	0%	0%	0%	0%	0%
	Withdrawal	0%	0%	0%	0%	0%	0%
	Total Percent	100%	0%	100%	0%	0%	0%
	Total Enrolled	1	0	1	0	0	0