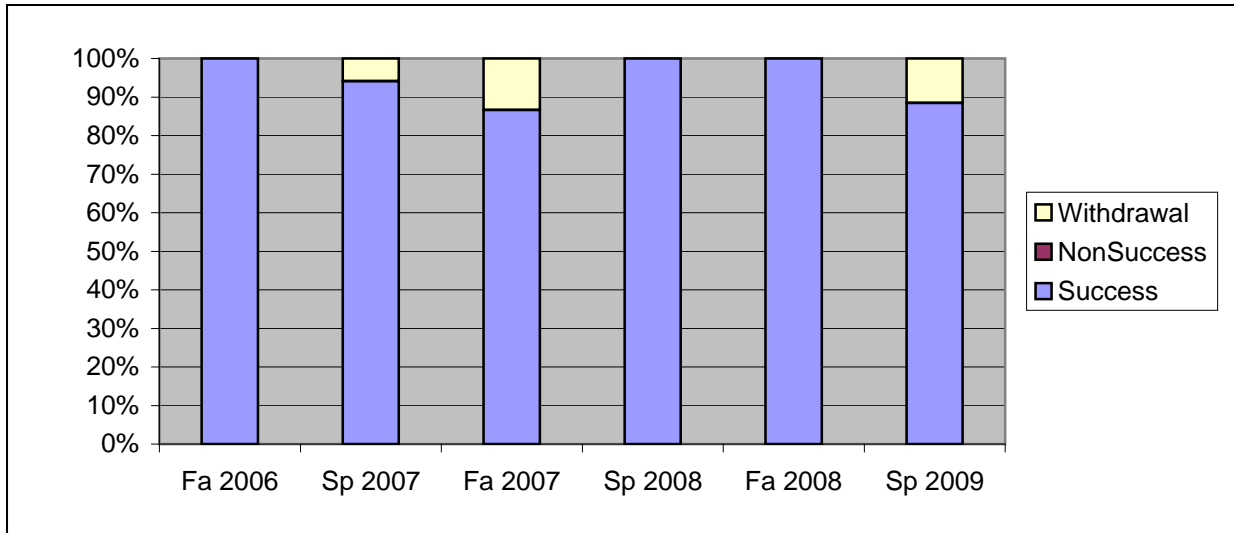
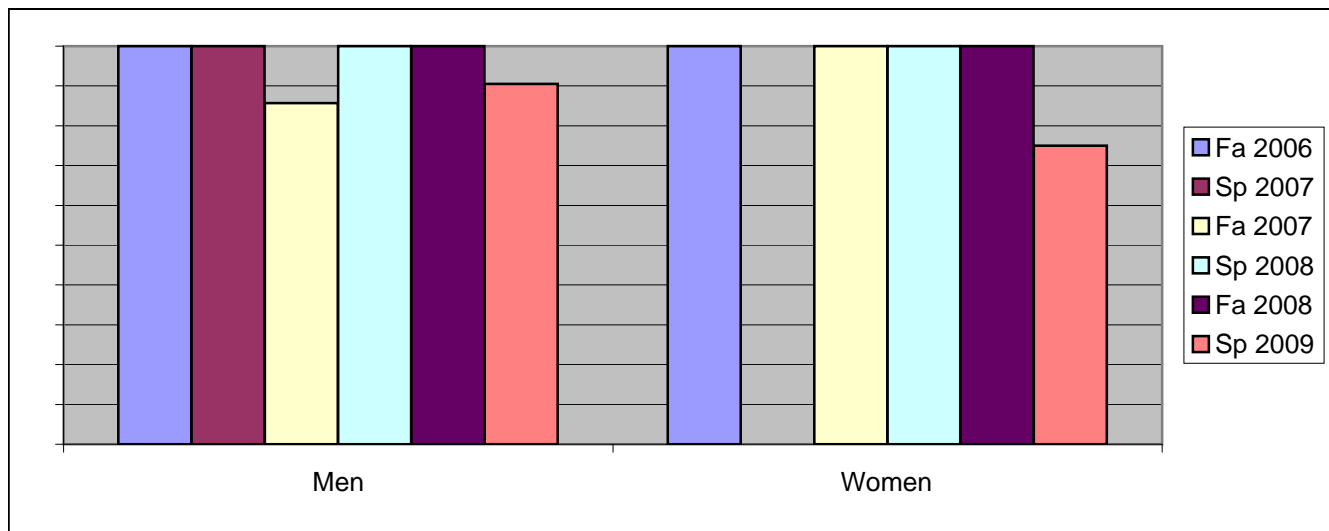


Chabot  
Success, Non-Success, and Withdrawal Rates By Semester  
Course: PHED 2BKH



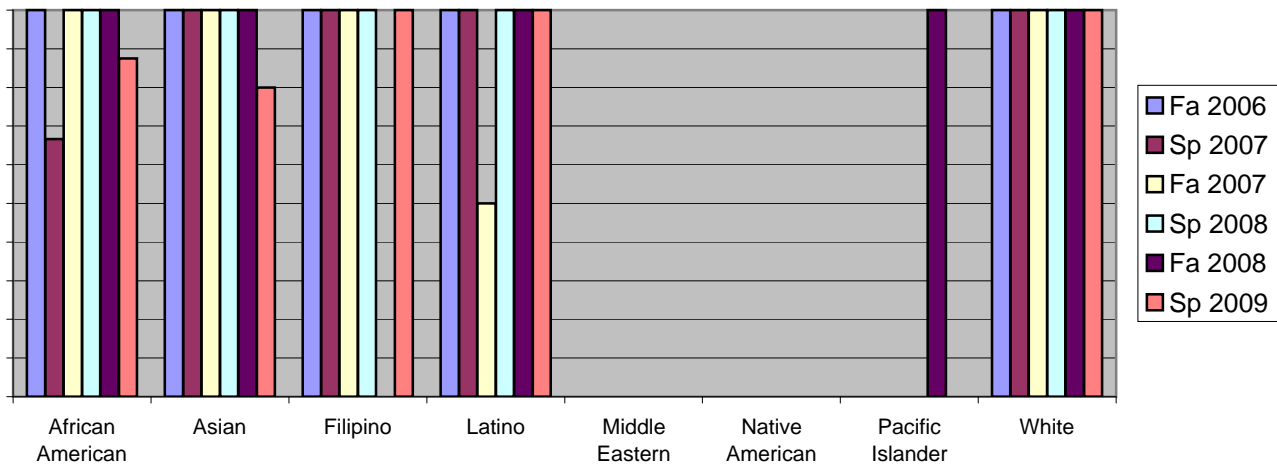
	Fa 2006	Sp 2007	Fa 2007	Sp 2008	Fa 2008	Sp 2009
Success	100%	94%	87%	100%	100%	88%
Non-Success	0%	0%	0%	0%	0%	0%
Withdrawal	0%	6%	13%	0%	0%	12%
Total Percent	100%	100%	100%	100%	100%	100%
Total Enrolled	12	17	15	20	19	26

Chabot  
Success Rates By Gender and Semester  
Course: PHED 2BKH



	Fa 2006	Sp 2007	Fa 2007	Sp 2008	Fa 2008	Sp 2009
<b>Men</b>						
Success	100%	100%	86%	100%	100%	90%
Non-Success	0%	0%	0%	0%	0%	0%
Withdrawal	0%	0%	14%	0%	0%	10%
Total Percent	100%	100%	100%	100%	100%	100%
Total Enrolled	11	16	14	18	13	21
<b>Women</b>						
Success	100%	0%	100%	100%	100%	75%
Non-Success	0%	0%	0%	0%	0%	0%
Withdrawal	0%	100%	0%	0%	0%	25%
Total Percent	100%	100%	100%	100%	100%	100%
Total Enrolled	1	1	1	2	5	4

Chabot  
Success Rates By Ethnicity and Semester  
Course: PHED 2BKH



	Fa 2006	Sp 2007	Fa 2007	Sp 2008	Fa 2008	Sp 2009
<b>African American</b>						
Success	100%	67%	100%	100%	100%	88%
Non-Success	0%	0%	0%	0%	0%	0%
Withdrawal	0%	33%	0%	0%	0%	13%
Total Percent	100%	100%	100%	100%	100%	100%
Total Enrolled	2	3	2	5	7	8
<b>Asian</b>						
Success	100%	100%	100%	100%	100%	80%
Non-Success	0%	0%	0%	0%	0%	0%
Withdrawal	0%	0%	0%	0%	0%	20%
Total Percent	100%	100%	100%	100%	100%	100%
Total Enrolled	3	7	4	10	3	5
<b>Filipino</b>						
Success	100%	100%	100%	100%	0%	100%
Non-Success	0%	0%	0%	0%	0%	0%
Withdrawal	0%	0%	0%	0%	0%	0%
Total Percent	100%	100%	100%	100%	0%	100%
Total Enrolled	1	1	2	2	0	4
<b>Latino</b>						
Success	100%	100%	50%	100%	100%	100%
Non-Success	0%	0%	0%	0%	0%	0%
Withdrawal	0%	0%	50%	0%	0%	0%
Total Percent	100%	100%	100%	100%	100%	100%
Total Enrolled	3	3	4	1	5	7
<b>Middle Eastern</b>						
Success	0%	0%	0%	0%	0%	0%
Non-Success	0%	0%	0%	0%	0%	0%
Withdrawal	0%	0%	0%	0%	0%	0%
Total Percent	0%	0%	0%	0%	0%	0%
Total Enrolled	0	0	0	0	0	0
<b>Native American</b>						
Success	0%	0%	0%	0%	0%	0%
Non-Success	0%	0%	0%	0%	0%	0%
Withdrawal	0%	0%	0%	0%	0%	0%

	Total Percent	0%	0%	0%	0%	0%	0%
	Total Enrolled	<b>0</b>	<b>0</b>	<b>0</b>	<b>0</b>	<b>0</b>	<b>0</b>
<b>Pacific Islander</b>							
	Success	0%	0%	0%	0%	100%	0%
	Non-Success	0%	0%	0%	0%	0%	0%
	Withdrawal	0%	0%	0%	0%	0%	100%
	Total Percent	0%	0%	0%	0%	100%	100%
	Total Enrolled	<b>0</b>	<b>0</b>	<b>0</b>	<b>0</b>	<b>2</b>	<b>1</b>
<b>White</b>							
	Success	100%	100%	100%	100%	100%	100%
	Non-Success	0%	0%	0%	0%	0%	0%
	Withdrawal	0%	0%	0%	0%	0%	0%
	Total Percent	100%	100%	100%	100%	100%	100%
	Total Enrolled	<b>3</b>	<b>3</b>	<b>3</b>	<b>2</b>	<b>1</b>	<b>1</b>