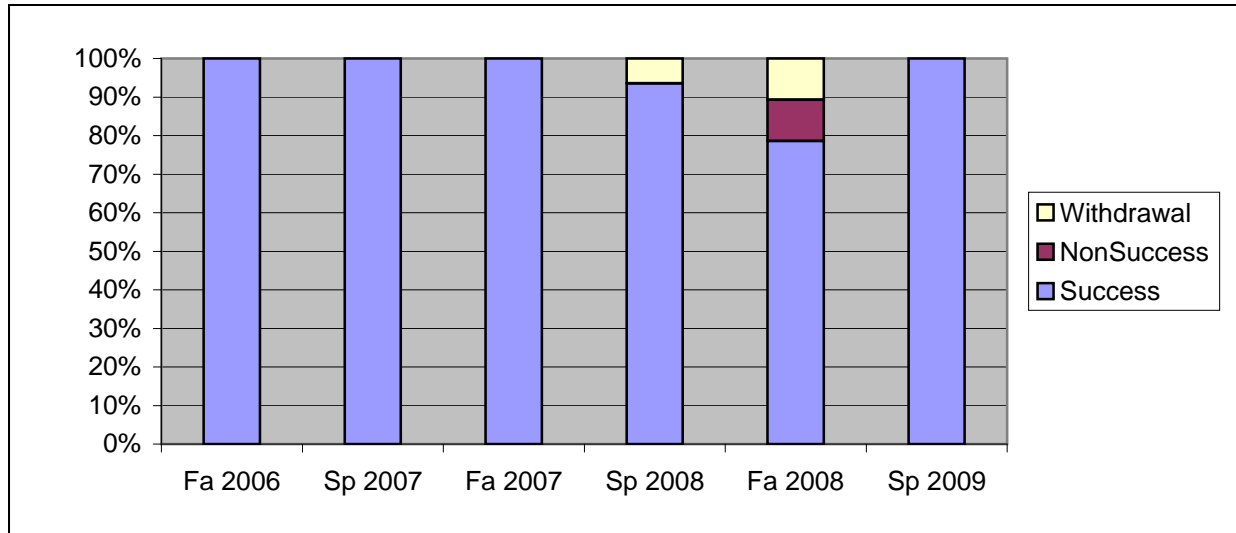
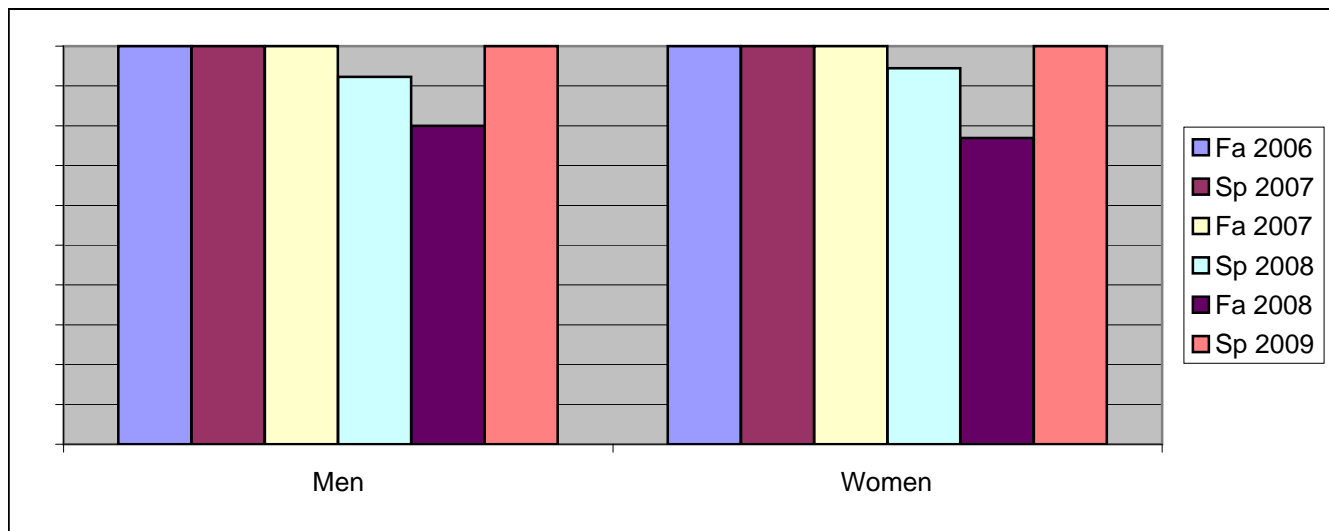


Chabot
Success, Non-Success, and Withdrawal Rates By Semester
Course: PHED 2CW



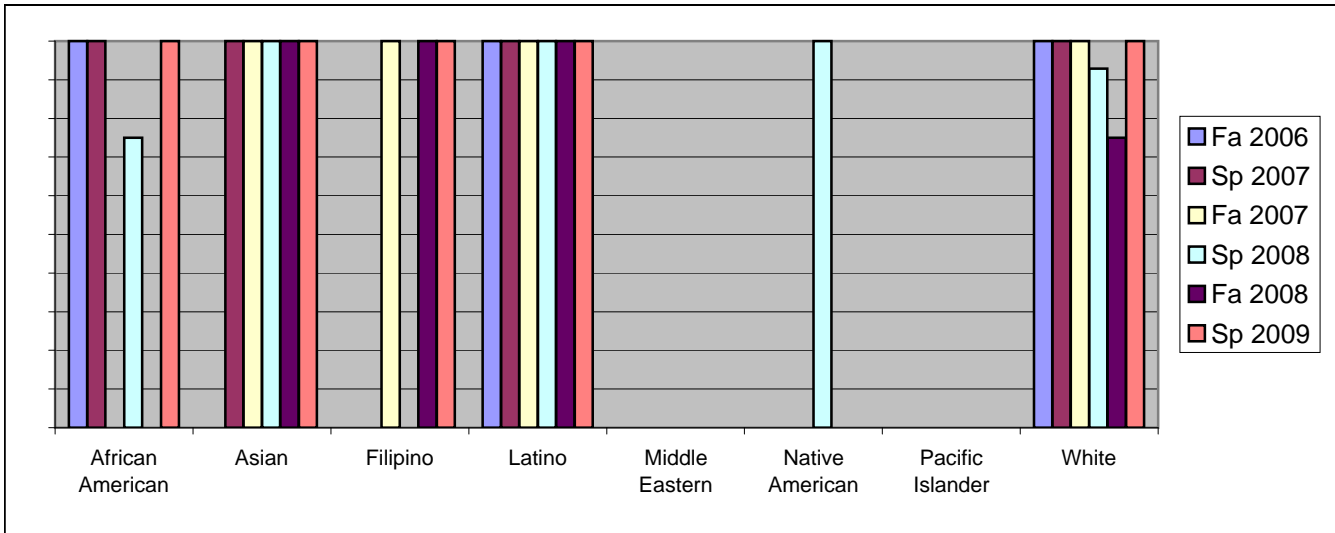
	Fa 2006	Sp 2007	Fa 2007	Sp 2008	Fa 2008	Sp 2009
Success	100%	100%	100%	94%	79%	100%
Non-Success	0%	0%	0%	0%	11%	0%
Withdrawal	0%	0%	0%	6%	11%	0%
Total Percent	100%	100%	100%	100%	100%	100%
Total Enrolled	22	21	24	31	28	32

Chabot
Success Rates By Gender and Semester
Course: PHED 2CW



	Fa 2006	Sp 2007	Fa 2007	Sp 2008	Fa 2008	Sp 2009
Men						
Success	100%	100%	100%	92%	80%	100%
Non-Success	0%	0%	0%	0%	13%	0%
Withdrawal	0%	0%	0%	8%	7%	0%
Total Percent	100%	100%	100%	100%	100%	100%
Total Enrolled	13	9	11	13	15	19
Women						
Success	100%	100%	100%	94%	77%	100%
Non-Success	0%	0%	0%	0%	8%	0%
Withdrawal	0%	0%	0%	6%	15%	0%
Total Percent	100%	100%	100%	100%	100%	100%
Total Enrolled	9	12	13	18	13	13

Chabot
Success Rates By Ethnicity and Semester
Course: PHED 2CW



	Fa 2006	Sp 2007	Fa 2007	Sp 2008	Fa 2008	Sp 2009
African American						
Success	100%	100%	0%	75%	0%	100%
Non-Success	0%	0%	0%	0%	0%	0%
Withdrawal	0%	0%	0%	25%	100%	0%
Total Percent	100%	100%	0%	100%	100%	100%
Total Enrolled	1	1	0	4	1	2
Asian						
Success	0%	100%	100%	100%	100%	100%
Non-Success	0%	0%	0%	0%	0%	0%
Withdrawal	0%	0%	0%	0%	0%	0%
Total Percent	0%	100%	100%	100%	100%	100%
Total Enrolled	0	1	1	2	1	3
Filipino						
Success	0%	0%	100%	0%	100%	100%
Non-Success	0%	0%	0%	0%	0%	0%
Withdrawal	0%	0%	0%	0%	0%	0%
Total Percent	0%	0%	100%	0%	100%	100%
Total Enrolled	0	0	1	0	1	1
Latino						
Success	100%	100%	100%	100%	100%	100%
Non-Success	0%	0%	0%	0%	0%	0%
Withdrawal	0%	0%	0%	0%	0%	0%
Total Percent	100%	100%	100%	100%	100%	100%
Total Enrolled	2	3	5	7	2	5
Middle Eastern						
Success	0%	0%	0%	0%	0%	0%
Non-Success	0%	0%	0%	0%	0%	0%
Withdrawal	0%	0%	0%	0%	0%	0%
Total Percent	0%	0%	0%	0%	0%	0%
Total Enrolled	0	0	0	0	0	0
Native American						
Success	0%	0%	0%	100%	0%	0%
Non-Success	0%	0%	0%	0%	0%	0%
Withdrawal	0%	0%	0%	0%	0%	0%

	Total Percent	0%	0%	0%	100%	0%	0%
	Total Enrolled	0	0	0	1	0	0
Pacific Islander							
	Success	0%	0%	0%	0%	0%	0%
	Non-Success	0%	0%	0%	0%	0%	0%
	Withdrawal	0%	0%	0%	0%	0%	0%
	Total Percent	0%	0%	0%	0%	0%	0%
	Total Enrolled	0	0	0	0	0	0
White							
	Success	100%	100%	100%	93%	75%	100%
	Non-Success	0%	0%	0%	0%	15%	0%
	Withdrawal	0%	0%	0%	7%	10%	0%
	Total Percent	100%	100%	100%	100%	100%	100%
	Total Enrolled	19	14	14	14	20	19