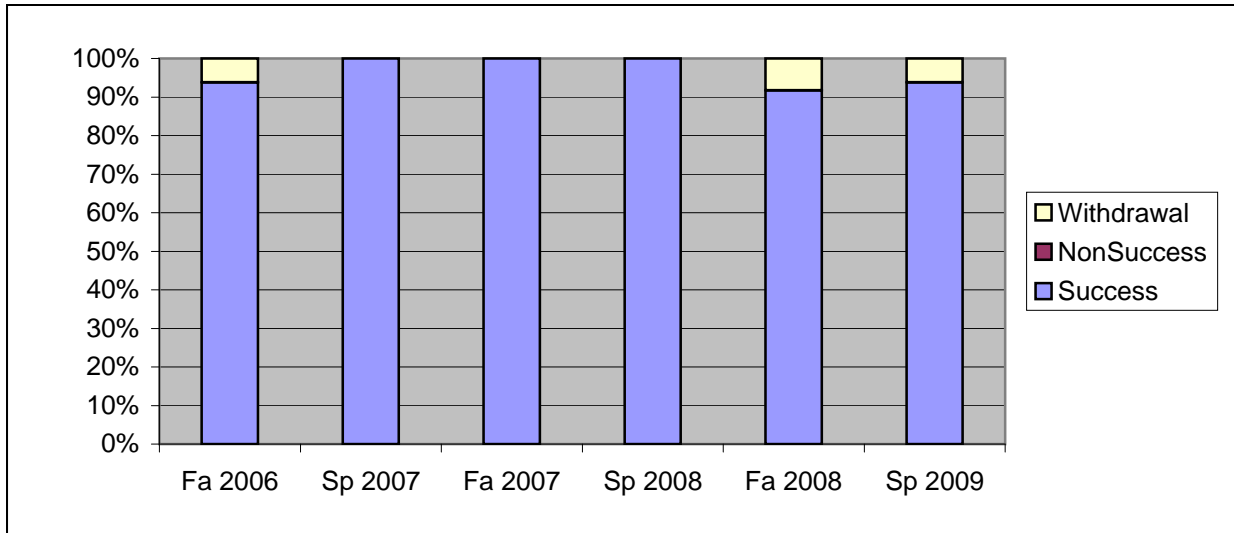
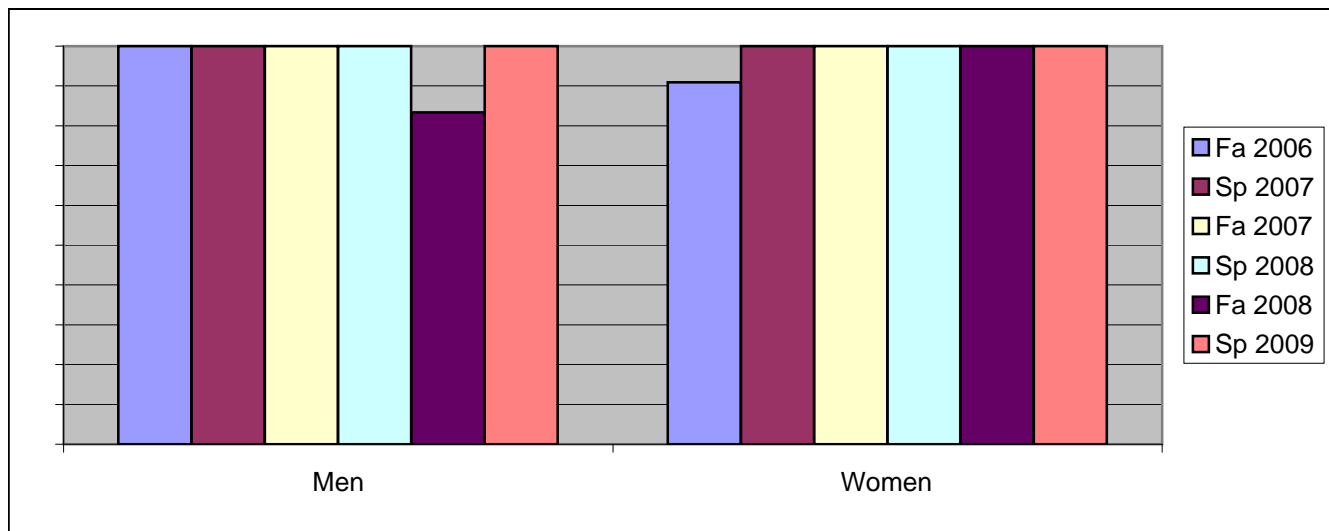


Chabot  
Success, Non-Success, and Withdrawal Rates By Semester  
Course: PHED 2DST



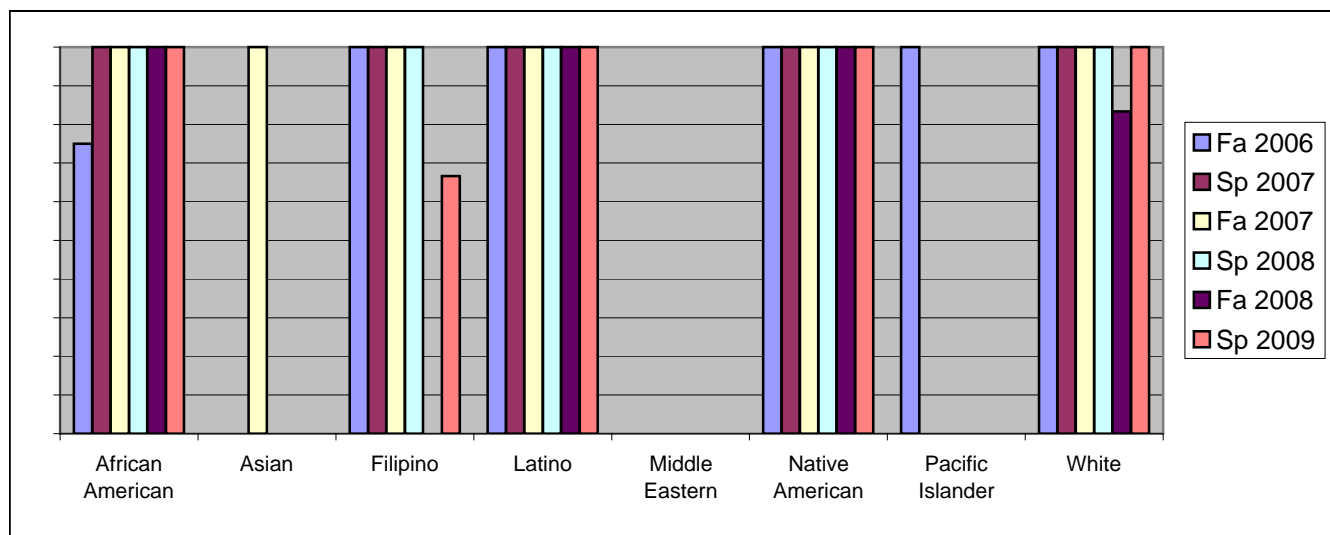
	Fa 2006	Sp 2007	Fa 2007	Sp 2008	Fa 2008	Sp 2009
Success	94%	100%	100%	100%	92%	94%
Non-Success	0%	0%	0%	0%	0%	0%
Withdrawal	6%	0%	0%	0%	8%	6%
Total Percent	100%	100%	100%	100%	100%	100%
Total Enrolled	16	19	13	18	12	16

Chabot  
Success Rates By Gender and Semester  
Course: PHED 2DST



	Fa 2006	Sp 2007	Fa 2007	Sp 2008	Fa 2008	Sp 2009
<b>Men</b>						
Success	100%	100%	100%	100%	83%	100%
Non-Success	0%	0%	0%	0%	0%	0%
Withdrawal	0%	0%	0%	0%	17%	0%
Total Percent	100%	100%	100%	100%	100%	100%
Total Enrolled	5	9	4	8	6	6
<b>Women</b>						
Success	91%	100%	100%	100%	100%	100%
Non-Success	0%	0%	0%	0%	0%	0%
Withdrawal	9%	0%	0%	0%	0%	0%
Total Percent	100%	100%	100%	100%	100%	100%
Total Enrolled	11	10	9	10	6	9

Chabot  
Success Rates By Ethnicity and Semester  
Course: PHED 2DST



	Fa 2006	Sp 2007	Fa 2007	Sp 2008	Fa 2008	Sp 2009
<b>African American</b>						
Success	75%	100%	100%	100%	100%	100%
Non-Success	0%	0%	0%	0%	0%	0%
Withdrawal	25%	0%	0%	0%	0%	0%
Total Percent	100%	100%	100%	100%	100%	100%
Total Enrolled	4	6	5	6	3	6
<b>Asian</b>						
Success	0%	0%	100%	0%	0%	0%
Non-Success	0%	0%	0%	0%	0%	0%
Withdrawal	0%	0%	0%	0%	0%	0%
Total Percent	0%	0%	100%	0%	0%	0%
Total Enrolled	0	0	1	0	0	0
<b>Filipino</b>						
Success	100%	100%	100%	100%	0%	67%
Non-Success	0%	0%	0%	0%	0%	0%
Withdrawal	0%	0%	0%	0%	0%	33%
Total Percent	100%	100%	100%	100%	0%	100%
Total Enrolled	1	1	1	1	0	3
<b>Latino</b>						
Success	100%	100%	100%	100%	100%	100%
Non-Success	0%	0%	0%	0%	0%	0%
Withdrawal	0%	0%	0%	0%	0%	0%
Total Percent	100%	100%	100%	100%	100%	100%
Total Enrolled	3	2	1	2	2	2
<b>Middle Eastern</b>						
Success	0%	0%	0%	0%	0%	0%
Non-Success	0%	0%	0%	0%	0%	0%
Withdrawal	0%	0%	0%	0%	0%	0%
Total Percent	0%	0%	0%	0%	0%	0%
Total Enrolled	0	0	0	0	0	0
<b>Native American</b>						
Success	100%	100%	100%	100%	100%	100%
Non-Success	0%	0%	0%	0%	0%	0%
Withdrawal	0%	0%	0%	0%	0%	0%

	Total Percent	100%	100%	100%	100%	100%	100%
	Total Enrolled	1	1	1	1	1	1
<b>Pacific Islander</b>							
	Success	100%	0%	0%	0%	0%	0%
	Non-Success	0%	0%	0%	0%	0%	0%
	Withdrawal	0%	0%	0%	0%	0%	0%
	Total Percent	100%	0%	0%	0%	0%	0%
	Total Enrolled	1	0	0	0	0	0
<b>White</b>							
	Success	100%	100%	100%	100%	83%	100%
	Non-Success	0%	0%	0%	0%	0%	0%
	Withdrawal	0%	0%	0%	0%	17%	0%
	Total Percent	100%	100%	100%	100%	100%	100%
	Total Enrolled	5	8	4	7	6	4