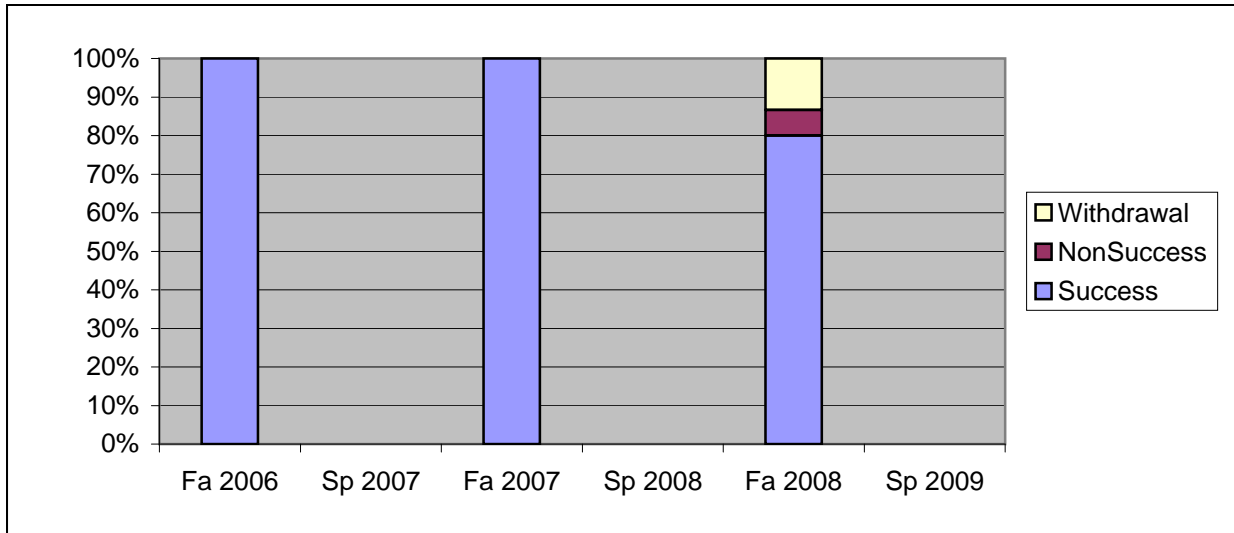
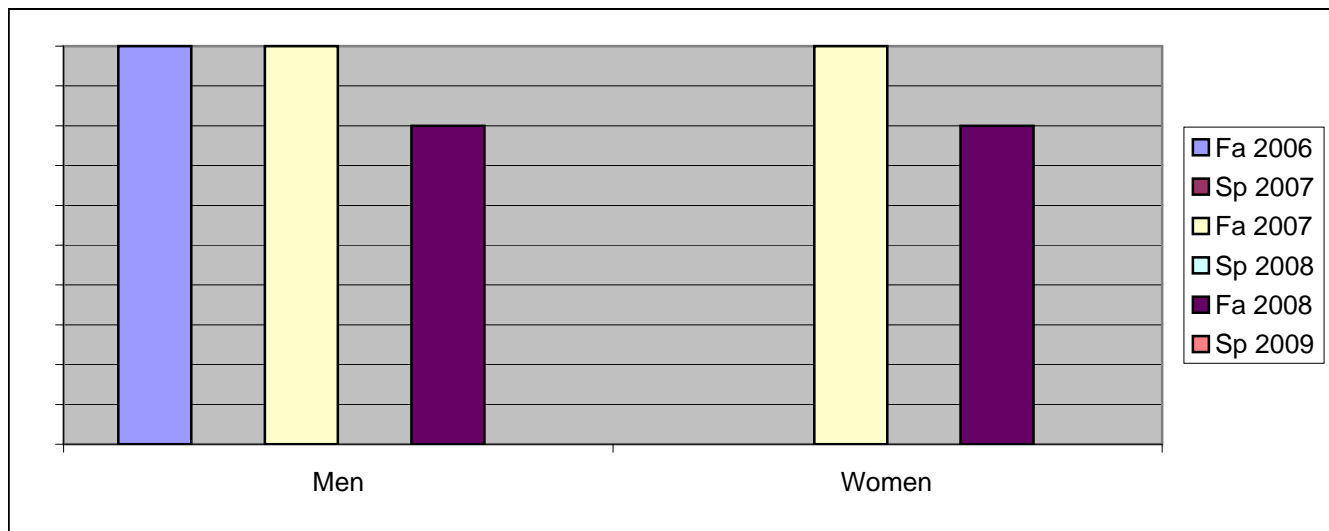


Chabot
Success, Non-Success, and Withdrawal Rates By Semester
Course: PHED 2GBI



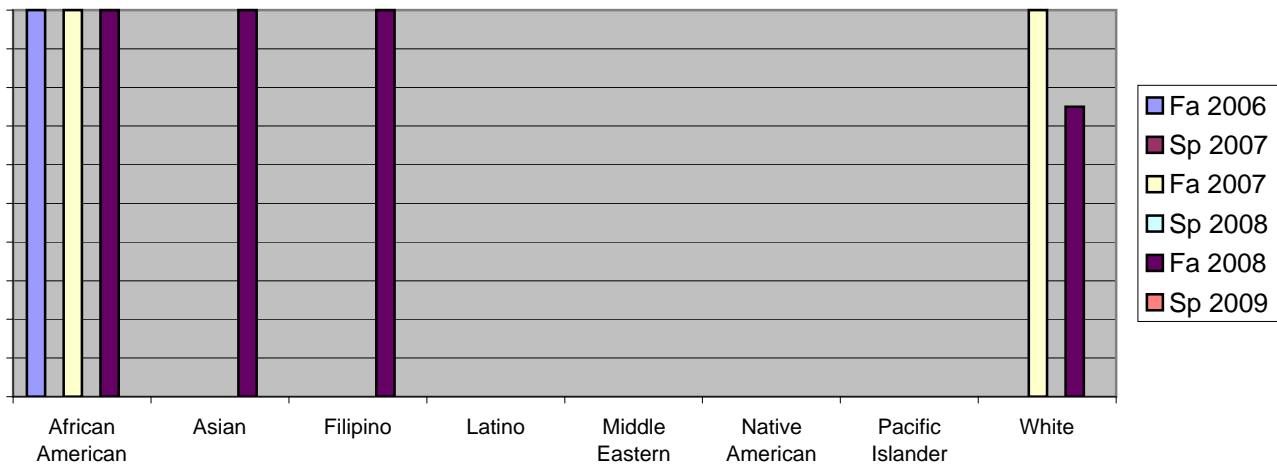
	Fa 2006	Sp 2007	Fa 2007	Sp 2008	Fa 2008	Sp 2009
Success	100%	0%	100%	0%	80%	0%
Non-Success	0%	0%	0%	0%	7%	0%
Withdrawal	0%	0%	0%	0%	13%	0%
Total Percent	100%	0%	100%	0%	100%	0%
Total Enrolled	2	0	8	0	15	0

Chabot
Success Rates By Gender and Semester
Course: PHED 2GBI



	Fa 2006	Sp 2007	Fa 2007	Sp 2008	Fa 2008	Sp 2009
Men						
Success	100%	0%	100%	0%	80%	0%
Non-Success	0%	0%	0%	0%	10%	0%
Withdrawal	0%	0%	0%	0%	10%	0%
Total Percent	100%	0%	100%	0%	100%	0%
Total Enrolled	2	0	4	0	10	0
Women						
Success	0%	0%	100%	0%	80%	0%
Non-Success	0%	0%	0%	0%	0%	0%
Withdrawal	0%	0%	0%	0%	20%	0%
Total Percent	0%	0%	100%	0%	100%	0%
Total Enrolled	0	0	4	0	5	0

Chabot
Success Rates By Ethnicity and Semester
Course: PHED 2GBI



	Fa 2006	Sp 2007	Fa 2007	Sp 2008	Fa 2008	Sp 2009
African American						
Success	100%	0%	100%	0%	100%	0%
Non-Success	0%	0%	0%	0%	0%	0%
Withdrawal	0%	0%	0%	0%	0%	0%
Total Percent	100%	0%	100%	0%	100%	0%
Total Enrolled	2	0	2	0	1	0
Asian						
Success	0%	0%	0%	0%	100%	0%
Non-Success	0%	0%	0%	0%	0%	0%
Withdrawal	0%	0%	0%	0%	0%	0%
Total Percent	0%	0%	0%	0%	100%	0%
Total Enrolled	0	0	0	0	3	0
Filipino						
Success	0%	0%	0%	0%	100%	0%
Non-Success	0%	0%	0%	0%	0%	0%
Withdrawal	0%	0%	0%	0%	0%	0%
Total Percent	0%	0%	0%	0%	100%	0%
Total Enrolled	0	0	0	0	1	0
Latino						
Success	0%	0%	0%	0%	0%	0%
Non-Success	0%	0%	0%	0%	0%	0%
Withdrawal	0%	0%	0%	0%	0%	0%
Total Percent	0%	0%	0%	0%	0%	0%
Total Enrolled	0	0	0	0	0	0
Middle Eastern						
Success	0%	0%	0%	0%	0%	0%
Non-Success	0%	0%	0%	0%	0%	0%
Withdrawal	0%	0%	0%	0%	0%	0%
Total Percent	0%	0%	0%	0%	0%	0%
Total Enrolled	0	0	0	0	0	0
Native American						
Success	0%	0%	0%	0%	0%	0%
Non-Success	0%	0%	0%	0%	0%	0%
Withdrawal	0%	0%	0%	0%	0%	0%

	Total Percent	0%	0%	0%	0%	0%	0%
	Total Enrolled	0	0	0	0	0	0
Pacific Islander							
	Success	0%	0%	0%	0%	0%	0%
	Non-Success	0%	0%	0%	0%	0%	0%
	Withdrawal	0%	0%	0%	0%	0%	0%
	Total Percent	0%	0%	0%	0%	0%	0%
	Total Enrolled	0	0	0	0	0	0
White							
	Success	0%	0%	100%	0%	75%	0%
	Non-Success	0%	0%	0%	0%	13%	0%
	Withdrawal	0%	0%	0%	0%	13%	0%
	Total Percent	0%	0%	100%	0%	100%	0%
	Total Enrolled	0	0	6	0	8	0