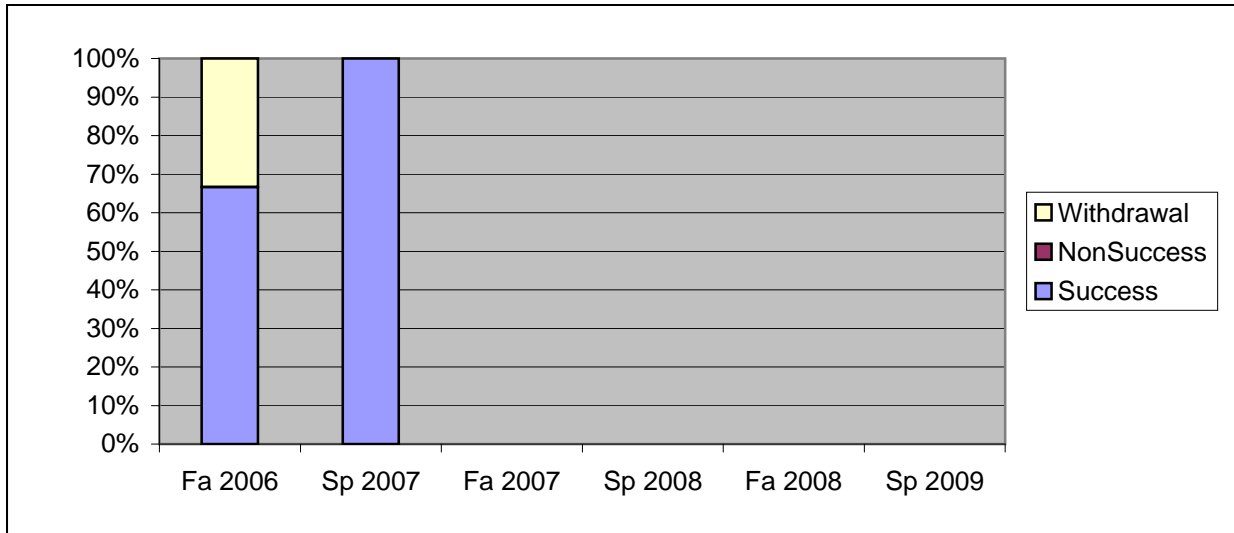



Chabot
Success, Non-Success, and Withdrawal Rates By Semester
Course: PHED 2TNT



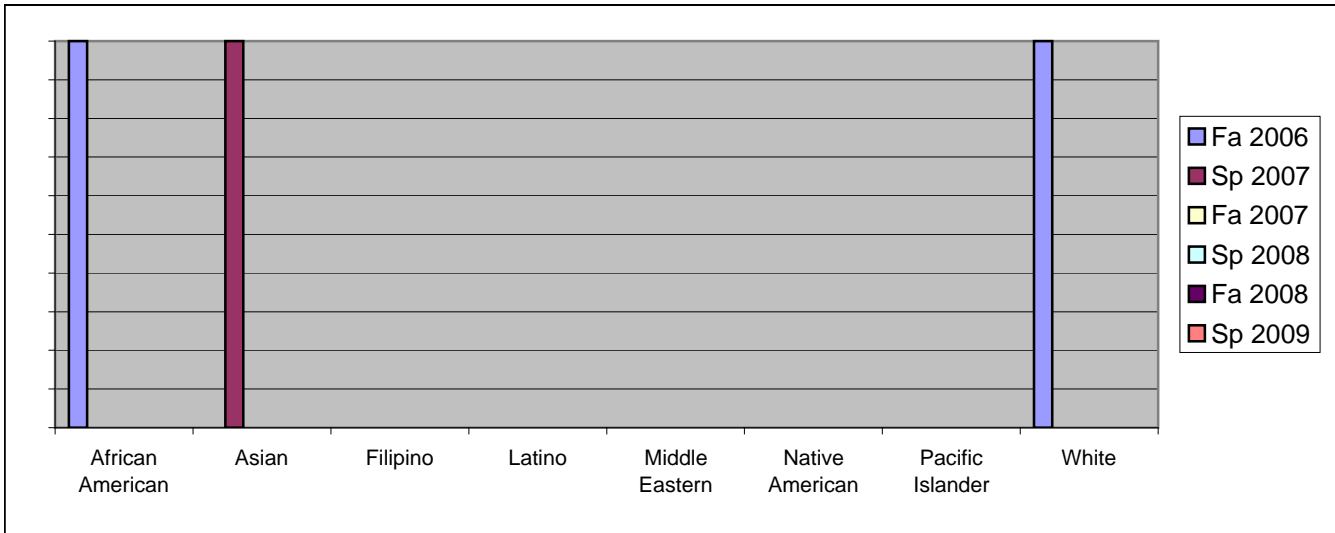
	Fa 2006	Sp 2007	Fa 2007	Sp 2008	Fa 2008	Sp 2009
Success	67%	100%	0%	0%	0%	0%
Non-Success	0%	0%	0%	0%	0%	0%
Withdrawal	33%	0%	0%	0%	0%	0%
Total Percent	100%	100%	0%	0%	0%	0%
Total Enrolled	3	1	0	0	0	0

Chabot
Success Rates By Gender and Semester
Course: PHED 2TNT



	Fa 2006	Sp 2007	Fa 2007	Sp 2008	Fa 2008	Sp 2009
Men						
Success	100%	100%	0%	0%	0%	0%
Non-Success	0%	0%	0%	0%	0%	0%
Withdrawal	0%	0%	0%	0%	0%	0%
Total Percent	100%	100%	0%	0%	0%	0%
Total Enrolled	2	1	0	0	0	0
Women						
Success	0%	0%	0%	0%	0%	0%
Non-Success	0%	0%	0%	0%	0%	0%
Withdrawal	100%	0%	0%	0%	0%	0%
Total Percent	100%	0%	0%	0%	0%	0%
Total Enrolled	1	0	0	0	0	0

Chabot
Success Rates By Ethnicity and Semester
Course: PHED 2TNT



		Fa 2006	Sp 2007	Fa 2007	Sp 2008	Fa 2008	Sp 2009
African American							
	Success	100%	0%	0%	0%	0%	0%
	Non-Success	0%	0%	0%	0%	0%	0%
	Withdrawal	0%	0%	0%	0%	0%	0%
	Total Percent	100%	0%	0%	0%	0%	0%
	Total Enrolled	1	0	0	0	0	0
Asian							
	Success	0%	100%	0%	0%	0%	0%
	Non-Success	0%	0%	0%	0%	0%	0%
	Withdrawal	0%	0%	0%	0%	0%	0%
	Total Percent	0%	100%	0%	0%	0%	0%
	Total Enrolled	0	1	0	0	0	0
Filipino							
	Success	0%	0%	0%	0%	0%	0%
	Non-Success	0%	0%	0%	0%	0%	0%
	Withdrawal	0%	0%	0%	0%	0%	0%
	Total Percent	0%	0%	0%	0%	0%	0%
	Total Enrolled	0	0	0	0	0	0
Latino							
	Success	0%	0%	0%	0%	0%	0%
	Non-Success	0%	0%	0%	0%	0%	0%
	Withdrawal	0%	0%	0%	0%	0%	0%
	Total Percent	0%	0%	0%	0%	0%	0%
	Total Enrolled	0	0	0	0	0	0
Middle Eastern							
	Success	0%	0%	0%	0%	0%	0%
	Non-Success	0%	0%	0%	0%	0%	0%
	Withdrawal	0%	0%	0%	0%	0%	0%
	Total Percent	0%	0%	0%	0%	0%	0%
	Total Enrolled	0	0	0	0	0	0
Native American							
	Success	0%	0%	0%	0%	0%	0%
	Non-Success	0%	0%	0%	0%	0%	0%
	Withdrawal	0%	0%	0%	0%	0%	0%

	Total Percent	0%	0%	0%	0%	0%	0%
	Total Enrolled	0	0	0	0	0	0
Pacific Islander							
	Success	0%	0%	0%	0%	0%	0%
	Non-Success	0%	0%	0%	0%	0%	0%
	Withdrawal	0%	0%	0%	0%	0%	0%
	Total Percent	0%	0%	0%	0%	0%	0%
	Total Enrolled	0	0	0	0	0	0
White							
	Success	100%	0%	0%	0%	0%	0%
	Non-Success	0%	0%	0%	0%	0%	0%
	Withdrawal	0%	0%	0%	0%	0%	0%
	Total Percent	100%	0%	0%	0%	0%	0%
	Total Enrolled	1	0	0	0	0	0