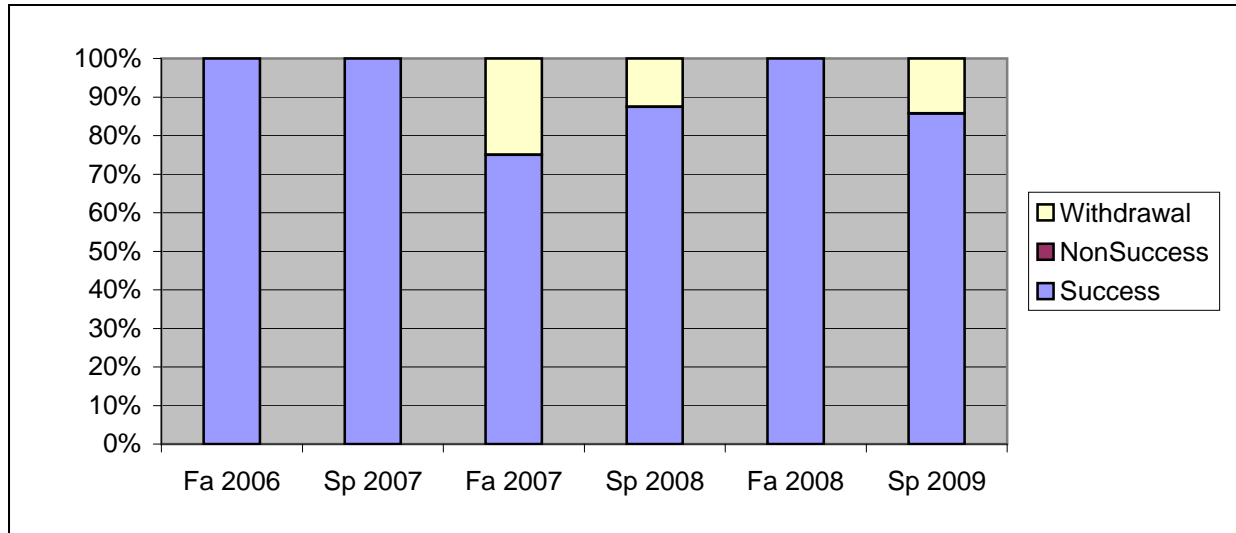
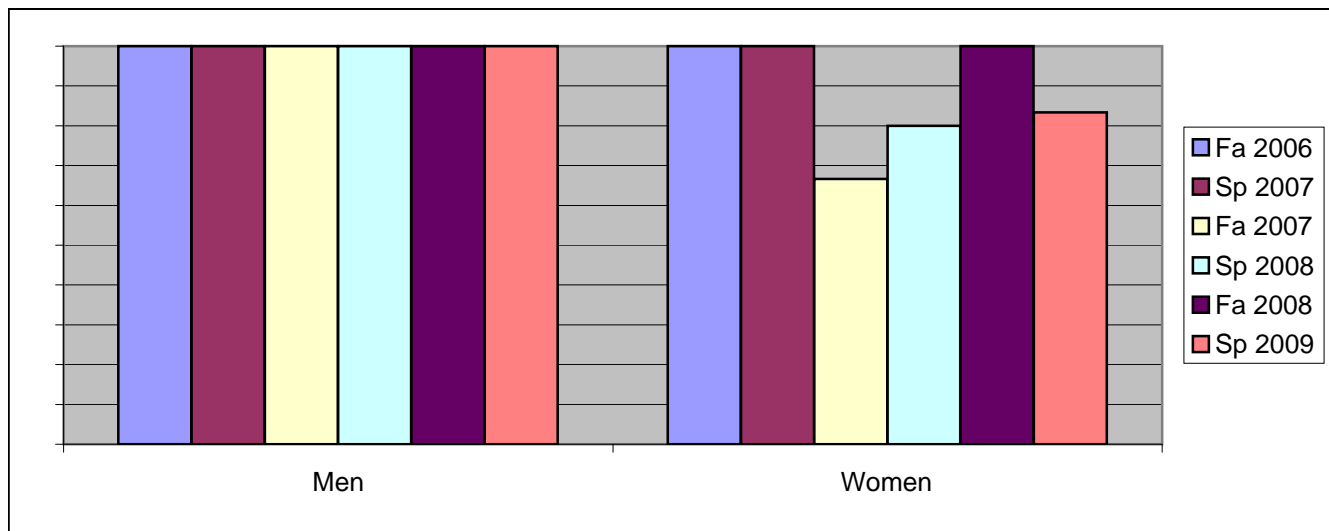


Chabot
Success, Non-Success, and Withdrawal Rates By Semester
Course: PHED 2WEI



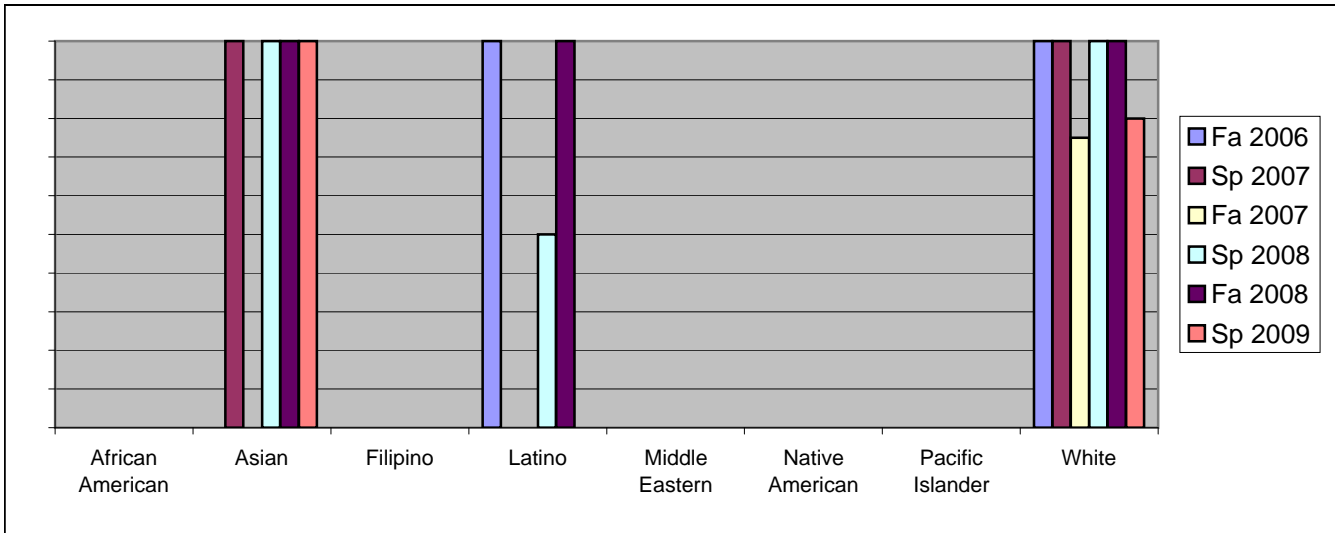
	Fa 2006	Sp 2007	Fa 2007	Sp 2008	Fa 2008	Sp 2009
Success	100%	100%	75%	88%	100%	86%
Non-Success	0%	0%	0%	0%	0%	0%
Withdrawal	0%	0%	25%	13%	0%	14%
Total Percent	100%	100%	100%	100%	100%	100%
Total Enrolled	10	6	4	8	7	7

Chabot
Success Rates By Gender and Semester
Course: PHED 2WE1



	Fa 2006	Sp 2007	Fa 2007	Sp 2008	Fa 2008	Sp 2009
Men						
Success	100%	100%	100%	100%	100%	100%
Non-Success	0%	0%	0%	0%	0%	0%
Withdrawal	0%	0%	0%	0%	0%	0%
Total Percent	100%	100%	100%	100%	100%	100%
Total Enrolled	2	3	1	3	3	1
Women						
Success	100%	100%	67%	80%	100%	83%
Non-Success	0%	0%	0%	0%	0%	0%
Withdrawal	0%	0%	33%	20%	0%	17%
Total Percent	100%	100%	100%	100%	100%	100%
Total Enrolled	7	3	3	5	4	6

Chabot
Success Rates By Ethnicity and Semester
Course: PHED 2WEI



		Fa 2006	Sp 2007	Fa 2007	Sp 2008	Fa 2008	Sp 2009
African American							
	Success	0%	0%	0%	0%	0%	0%
	Non-Success	0%	0%	0%	0%	0%	0%
	Withdrawal	0%	0%	0%	0%	0%	0%
	Total Percent	0%	0%	0%	0%	0%	0%
	Total Enrolled	0	0	0	0	0	0
Asian							
	Success	0%	100%	0%	100%	100%	100%
	Non-Success	0%	0%	0%	0%	0%	0%
	Withdrawal	0%	0%	0%	0%	0%	0%
	Total Percent	0%	100%	0%	100%	100%	100%
	Total Enrolled	0	1	0	1	1	2
Filipino							
	Success	0%	0%	0%	0%	0%	0%
	Non-Success	0%	0%	0%	0%	0%	0%
	Withdrawal	0%	0%	0%	0%	0%	0%
	Total Percent	0%	0%	0%	0%	0%	0%
	Total Enrolled	0	0	0	0	0	0
Latino							
	Success	100%	0%	0%	50%	100%	0%
	Non-Success	0%	0%	0%	0%	0%	0%
	Withdrawal	0%	0%	0%	50%	0%	0%
	Total Percent	100%	0%	0%	100%	100%	0%
	Total Enrolled	3	0	0	2	1	0
Middle Eastern							
	Success	0%	0%	0%	0%	0%	0%
	Non-Success	0%	0%	0%	0%	0%	0%
	Withdrawal	0%	0%	0%	0%	0%	0%
	Total Percent	0%	0%	0%	0%	0%	0%
	Total Enrolled	0	0	0	0	0	0
Native American							
	Success	0%	0%	0%	0%	0%	0%
	Non-Success	0%	0%	0%	0%	0%	0%
	Withdrawal	0%	0%	0%	0%	0%	0%

	Total Percent	0%	0%	0%	0%	0%	0%
	Total Enrolled	0	0	0	0	0	0
Pacific Islander							
	Success	0%	0%	0%	0%	0%	0%
	Non-Success	0%	0%	0%	0%	0%	0%
	Withdrawal	0%	0%	0%	0%	0%	0%
	Total Percent	0%	0%	0%	0%	0%	0%
	Total Enrolled	0	0	0	0	0	0
White							
	Success	100%	100%	75%	100%	100%	80%
	Non-Success	0%	0%	0%	0%	0%	0%
	Withdrawal	0%	0%	25%	0%	0%	20%
	Total Percent	100%	100%	100%	100%	100%	100%
	Total Enrolled	7	5	4	4	5	5