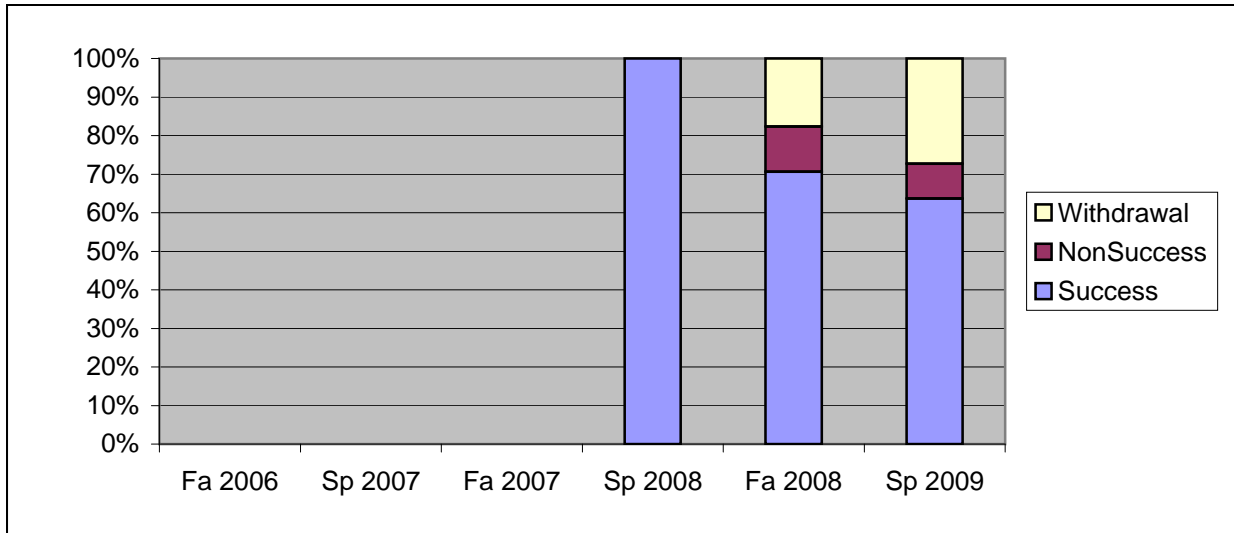
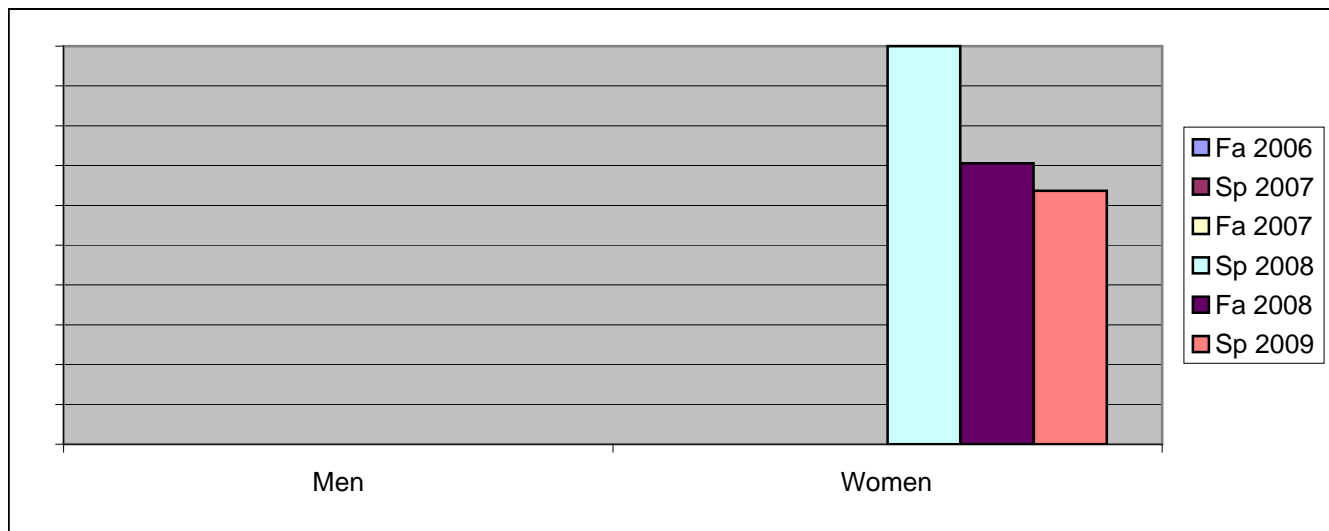


Chabot
Success, Non-Success, and Withdrawal Rates By Semester
Course: PHED 2WIW



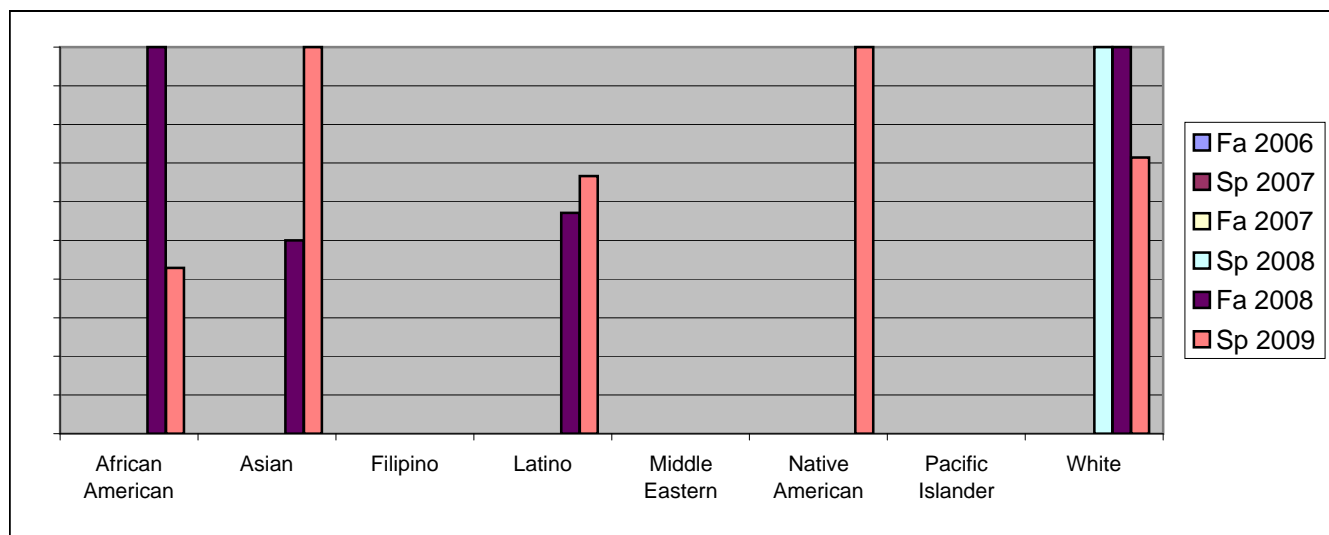
	Fa 2006	Sp 2007	Fa 2007	Sp 2008	Fa 2008	Sp 2009
Success	0%	0%	0%	100%	71%	64%
Non-Success	0%	0%	0%	0%	12%	9%
Withdrawal	0%	0%	0%	0%	18%	27%
Total Percent	0%	0%	0%	100%	100%	100%
Total Enrolled	0	0	0	1	17	22

Chabot
Success Rates By Gender and Semester
Course: PHED 2WIW



	Fa 2006	Sp 2007	Fa 2007	Sp 2008	Fa 2008	Sp 2009
Men						
Success	0%	0%	0%	0%	0%	0%
Non-Success	0%	0%	0%	0%	0%	0%
Withdrawal	0%	0%	0%	0%	0%	0%
Total Percent	0%	0%	0%	0%	0%	0%
Total Enrolled	0	0	0	0	0	0
Women						
Success	0%	0%	0%	100%	71%	64%
Non-Success	0%	0%	0%	0%	12%	9%
Withdrawal	0%	0%	0%	0%	18%	27%
Total Percent	0%	0%	0%	100%	100%	100%
Total Enrolled	0	0	0	1	17	22

Chabot
Success Rates By Ethnicity and Semester
Course: PHED 2WIW



	Fa 2006	Sp 2007	Fa 2007	Sp 2008	Fa 2008	Sp 2009
African American						
Success	0%	0%	0%	0%	100%	43%
Non-Success	0%	0%	0%	0%	0%	0%
Withdrawal	0%	0%	0%	0%	0%	57%
Total Percent	0%	0%	0%	0%	100%	100%
Total Enrolled	0	0	0	0	4	7
Asian						
Success	0%	0%	0%	0%	50%	100%
Non-Success	0%	0%	0%	0%	0%	0%
Withdrawal	0%	0%	0%	0%	50%	0%
Total Percent	0%	0%	0%	0%	100%	100%
Total Enrolled	0	0	0	0	2	3
Filipino						
Success	0%	0%	0%	0%	0%	0%
Non-Success	0%	0%	0%	0%	0%	0%
Withdrawal	0%	0%	0%	0%	100%	0%
Total Percent	0%	0%	0%	0%	100%	0%
Total Enrolled	0	0	0	0	1	0
Latino						
Success	0%	0%	0%	0%	57%	67%
Non-Success	0%	0%	0%	0%	29%	33%
Withdrawal	0%	0%	0%	0%	14%	0%
Total Percent	0%	0%	0%	0%	100%	100%
Total Enrolled	0	0	0	0	7	3
Middle Eastern						
Success	0%	0%	0%	0%	0%	0%
Non-Success	0%	0%	0%	0%	0%	0%
Withdrawal	0%	0%	0%	0%	0%	0%
Total Percent	0%	0%	0%	0%	0%	0%
Total Enrolled	0	0	0	0	0	0
Native American						
Success	0%	0%	0%	0%	0%	100%
Non-Success	0%	0%	0%	0%	0%	0%
Withdrawal	0%	0%	0%	0%	0%	0%

	Total Percent	0%	0%	0%	0%	0%	100%
	Total Enrolled	0	0	0	0	0	1
Pacific Islander							
	Success	0%	0%	0%	0%	0%	0%
	Non-Success	0%	0%	0%	0%	0%	0%
	Withdrawal	0%	0%	0%	0%	0%	0%
	Total Percent	0%	0%	0%	0%	0%	0%
	Total Enrolled	0	0	0	0	0	0
White							
	Success	0%	0%	0%	100%	100%	71%
	Non-Success	0%	0%	0%	0%	0%	14%
	Withdrawal	0%	0%	0%	0%	0%	14%
	Total Percent	0%	0%	0%	100%	100%	100%
	Total Enrolled	0	0	0	1	2	7