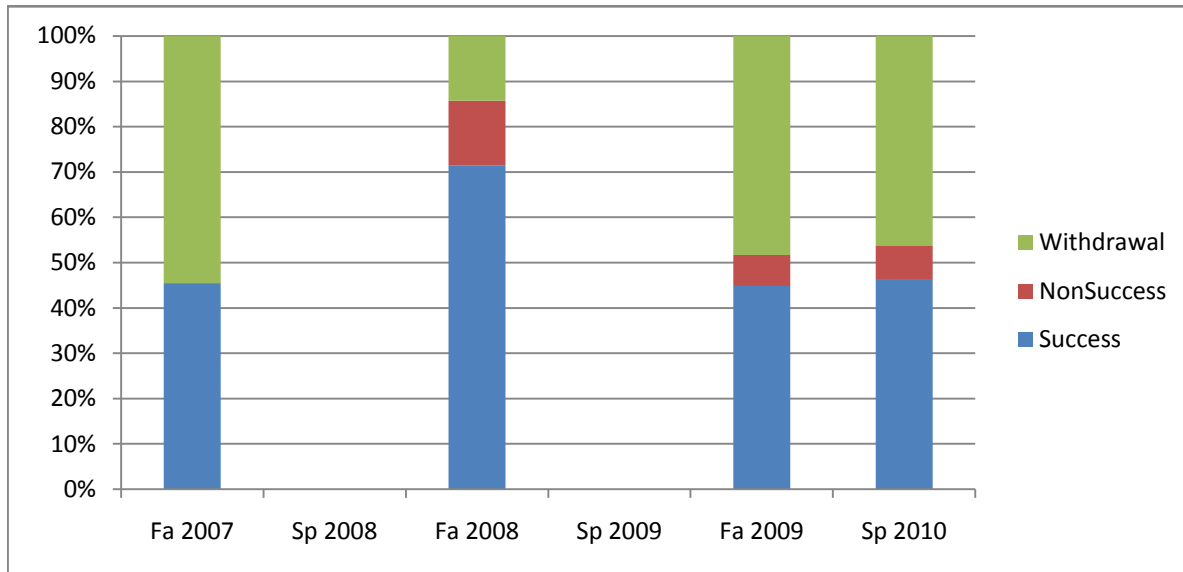


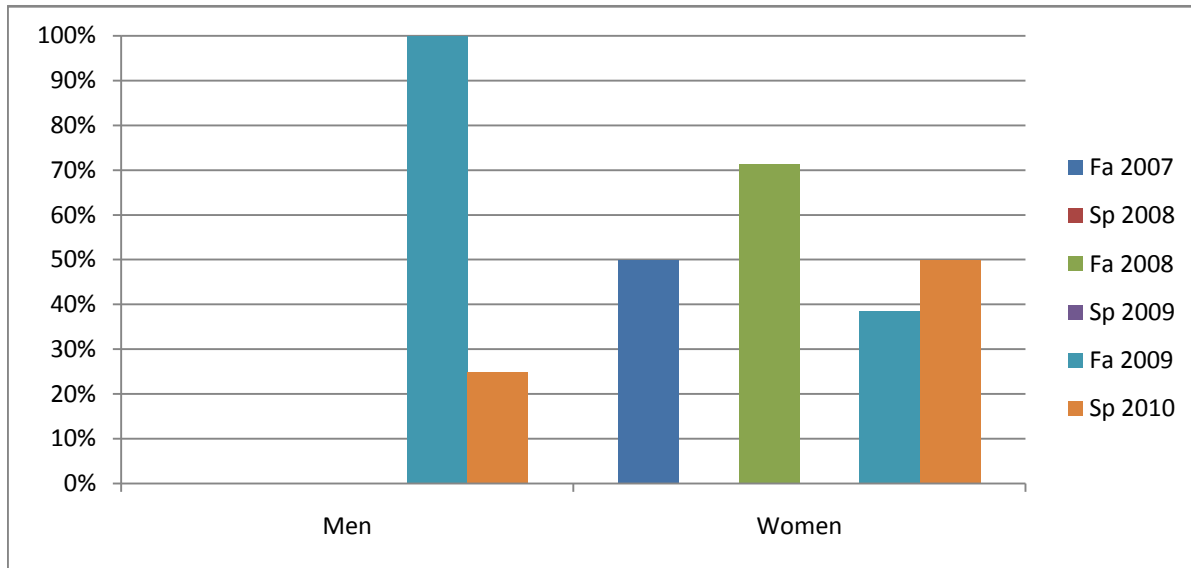
College_Totals_Course

Chabot Success, Non-Success, and Withdrawal Rates By Semester Course: PHED 1AB



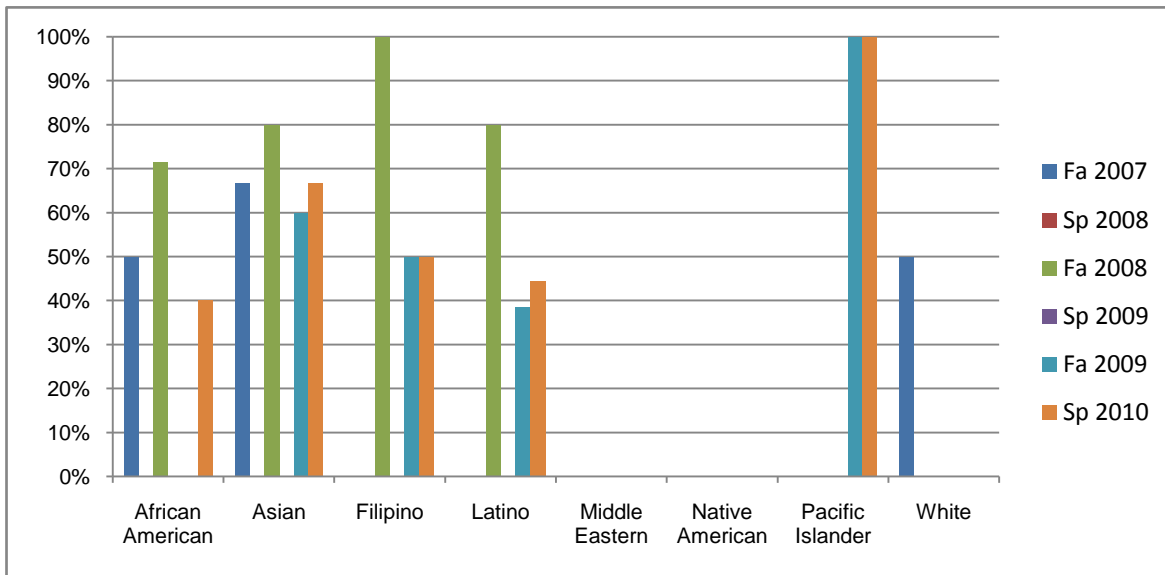
	Fa 2007	Sp 2008	Fa 2008	Sp 2009	Fa 2009	Sp 2010
Success	45%	0%	71%	0%	45%	46%
Non-Success	0%	0%	14%	0%	7%	8%
Withdrawal	55%	0%	14%	0%	48%	46%
Total Percent	100%	0%	100%	0%	100%	100%
Total Enrolled	11	0	21	0	29	26

Chabot
Success Rates By Gender and Semester
Course: PHED 1AB



	Fa 2007	Sp 2008	Fa 2008	Sp 2009	Fa 2009	Sp 2010
Men						
Success	0%	0%	0%	0%	100%	25%
Non-Success	0%	0%	0%	0%	0%	50%
Withdrawal	0%	0%	0%	0%	0%	25%
Total Percent	0%	0%	0%	0%	100%	100%
Total Enrolled	0	0	0	0	3	4
Women						
Success	50%	0%	71%	0%	38%	50%
Non-Success	0%	0%	14%	0%	8%	0%
Withdrawal	50%	0%	14%	0%	54%	50%
Total Percent	100%	0%	100%	0%	100%	100%
Total Enrolled	10	0	21	0	26	22

Chabot
Success Rates By Ethnicity and Semester
Course: PHED 1AB



	Fa 2007	Sp 2008	Fa 2008	Sp 2009	Fa 2009	Sp 2010
African American						
Success	50%	0%	71%	0%	0%	40%
Non-Success	0%	0%	29%	0%	0%	0%
Withdrawal	50%	0%	0%	0%	100%	60%
Total Percent	100%	0%	100%	0%	100%	100%
Total Enrolled	2	0	7	0	2	5
Asian						
Success	67%	0%	80%	0%	60%	67%
Non-Success	0%	0%	0%	0%	10%	17%
Withdrawal	33%	0%	20%	0%	30%	17%
Total Percent	100%	0%	100%	0%	100%	100%
Total Enrolled	3	0	5	0	10	6
Filipino						
Success	0%	0%	100%	0%	50%	50%
Non-Success	0%	0%	0%	0%	0%	50%
Withdrawal	0%	0%	0%	0%	50%	0%
Total Percent	0%	0%	100%	0%	100%	100%
Total Enrolled	0	0	1	0	2	2
Latino						
Success	0%	0%	80%	0%	38%	44%
Non-Success	0%	0%	0%	0%	8%	0%
Withdrawal	100%	0%	20%	0%	54%	56%
Total Percent	100%	0%	100%	0%	100%	100%
Total Enrolled	3	0	5	0	13	9
Middle Eastern						
Success	0%	0%	0%	0%	0%	0%
Non-Success	0%	0%	0%	0%	0%	0%
Withdrawal	0%	0%	0%	0%	0%	0%

Total Percent	0%	0%	0%	0%	0%	0%
Total Enrolled	0	0	0	0	0	0
Native American						
Success	0%	0%	0%	0%	0%	0%
Non-Success	0%	0%	0%	0%	0%	0%
Withdrawal	0%	0%	0%	0%	0%	0%
Total Percent	0%	0%	0%	0%	0%	0%
Total Enrolled	0	0	0	0	0	0
Pacific Islander						
Success	0%	0%	0%	0%	100%	100%
Non-Success	0%	0%	0%	0%	0%	0%
Withdrawal	0%	0%	0%	0%	0%	0%
Total Percent	0%	0%	0%	0%	100%	100%
Total Enrolled	0	0	0	0	1	1
White						
Success	50%	0%	0%	0%	0%	0%
Non-Success	0%	0%	100%	0%	0%	0%
Withdrawal	50%	0%	0%	0%	0%	100%
Total Percent	100%	0%	100%	0%	0%	100%
Total Enrolled	2	0	1	0	0	2