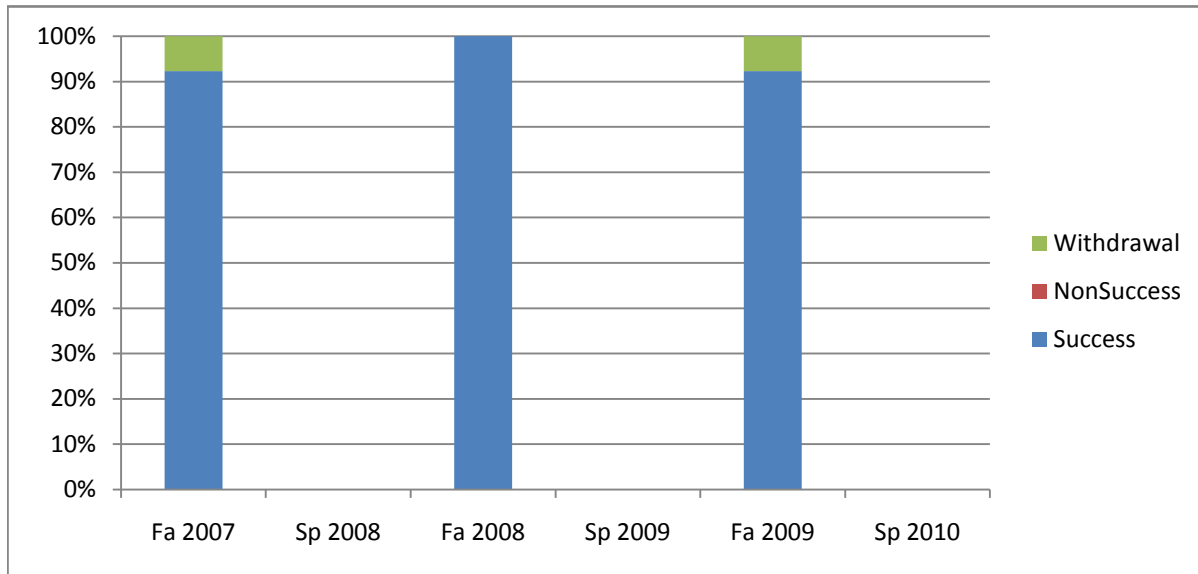
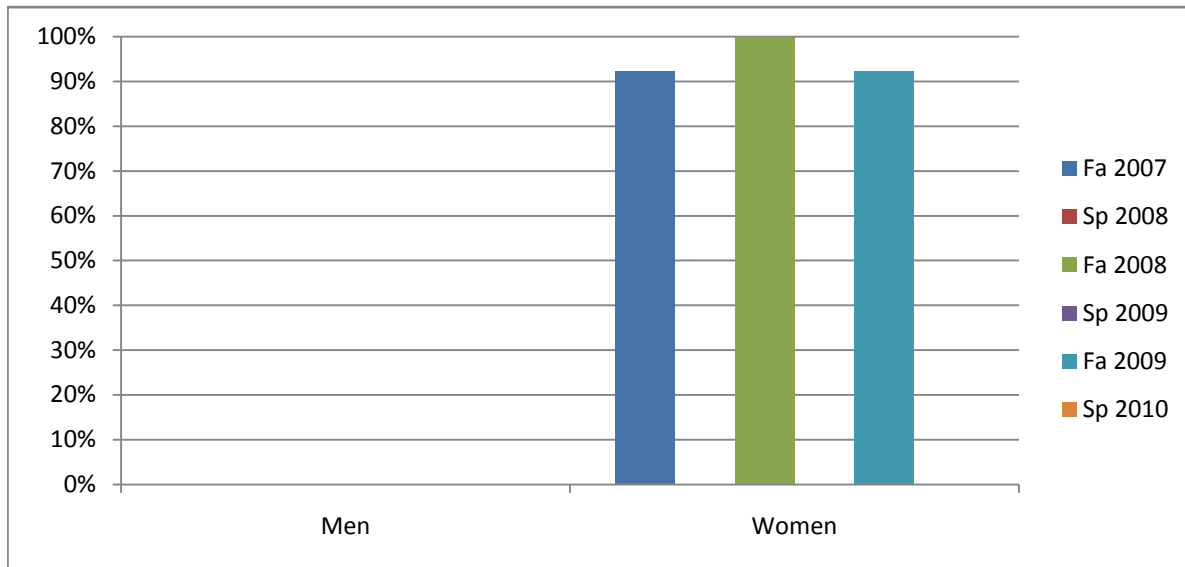


Chabot
Success, Non-Success, and Withdrawal Rates By Semester
Course: PHED 43



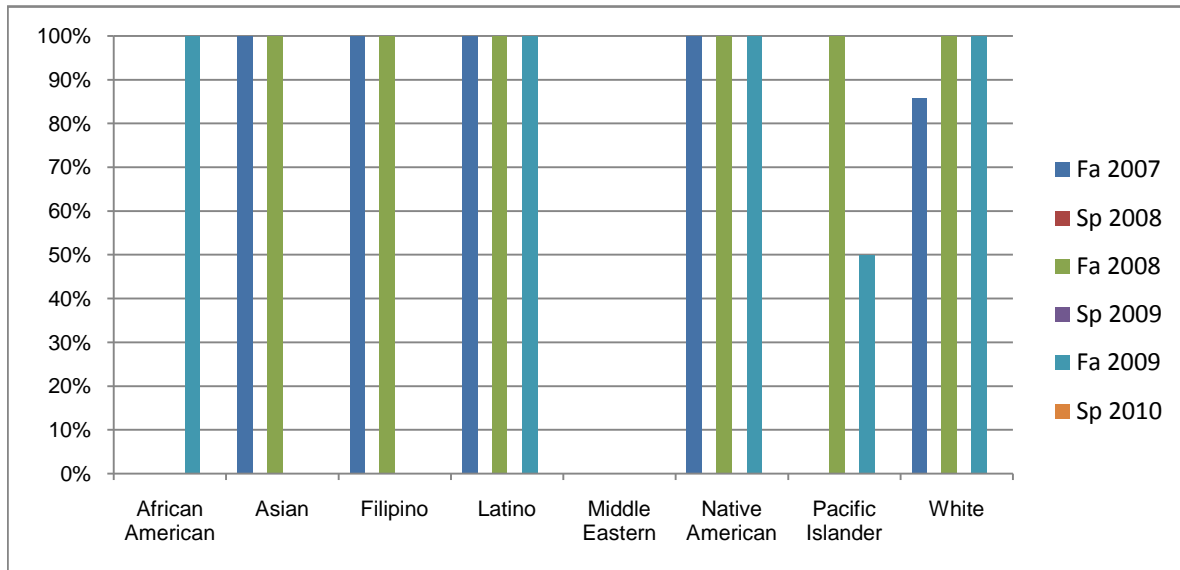
	Fa 2007	Sp 2008	Fa 2008	Sp 2009	Fa 2009	Sp 2010
Success	92%	0%	100%	0%	92%	0%
Non-Success	0%	0%	0%	0%	0%	0%
Withdrawal	8%	0%	0%	0%	8%	0%
Total Percent	100%	0%	100%	0%	100%	0%
Total Enrolled	13	0	11	0	13	0

Chabot
Success Rates By Gender and Semester
Course: PHED 43



	Fa 2007	Sp 2008	Fa 2008	Sp 2009	Fa 2009	Sp 2010
Men						
Success	0%	0%	0%	0%	0%	0%
Non-Success	0%	0%	0%	0%	0%	0%
Withdrawal	0%	0%	0%	0%	0%	0%
Total Percent	0%	0%	0%	0%	0%	0%
Total Enrolled	0	0	0	0	0	0
Women						
Success	92%	0%	100%	0%	92%	0%
Non-Success	0%	0%	0%	0%	0%	0%
Withdrawal	8%	0%	0%	0%	8%	0%
Total Percent	100%	0%	100%	0%	100%	0%
Total Enrolled	13	0	11	0	13	0

Chabot
Success Rates By Ethnicity and Semester
Course: PHED 43



	Fa 2007	Sp 2008	Fa 2008	Sp 2009	Fa 2009	Sp 2010
African American						
Success	0%	0%	0%	0%	100%	0%
Non-Success	0%	0%	0%	0%	0%	0%
Withdrawal	0%	0%	0%	0%	0%	0%
Total Percent	0%	0%	0%	0%	100%	0%
Total Enrolled	0	0	0	0	1	0
Asian						
Success	100%	0%	100%	0%	0%	0%
Non-Success	0%	0%	0%	0%	0%	0%
Withdrawal	0%	0%	0%	0%	0%	0%
Total Percent	100%	0%	100%	0%	0%	0%
Total Enrolled	1	0	1	0	0	0
Filipino						
Success	100%	0%	100%	0%	0%	0%
Non-Success	0%	0%	0%	0%	0%	0%
Withdrawal	0%	0%	0%	0%	0%	0%
Total Percent	100%	0%	100%	0%	0%	0%
Total Enrolled	1	0	1	0	0	0
Latino						
Success	100%	0%	100%	0%	100%	0%
Non-Success	0%	0%	0%	0%	0%	0%
Withdrawal	0%	0%	0%	0%	0%	0%
Total Percent	100%	0%	100%	0%	100%	0%
Total Enrolled	1	0	1	0	2	0
Middle Eastern						
Success	0%	0%	0%	0%	0%	0%
Non-Success	0%	0%	0%	0%	0%	0%
Withdrawal	0%	0%	0%	0%	0%	0%

	Total Percent	0%	0%	0%	0%	0%	0%
	Total Enrolled	0	0	0	0	0	0
Native American							
	Success	100%	0%	100%	0%	100%	0%
	Non-Success	0%	0%	0%	0%	0%	0%
	Withdrawal	0%	0%	0%	0%	0%	0%
	Total Percent	100%	0%	100%	0%	100%	0%
	Total Enrolled	3	0	1	0	1	0
Pacific Islander							
	Success	0%	0%	100%	0%	50%	0%
	Non-Success	0%	0%	0%	0%	0%	0%
	Withdrawal	0%	0%	0%	0%	50%	0%
	Total Percent	0%	0%	100%	0%	100%	0%
	Total Enrolled	0	0	2	0	2	0
White							
	Success	86%	0%	100%	0%	100%	0%
	Non-Success	0%	0%	0%	0%	0%	0%
	Withdrawal	14%	0%	0%	0%	0%	0%
	Total Percent	100%	0%	100%	0%	100%	0%
	Total Enrolled	7	0	5	0	6	0