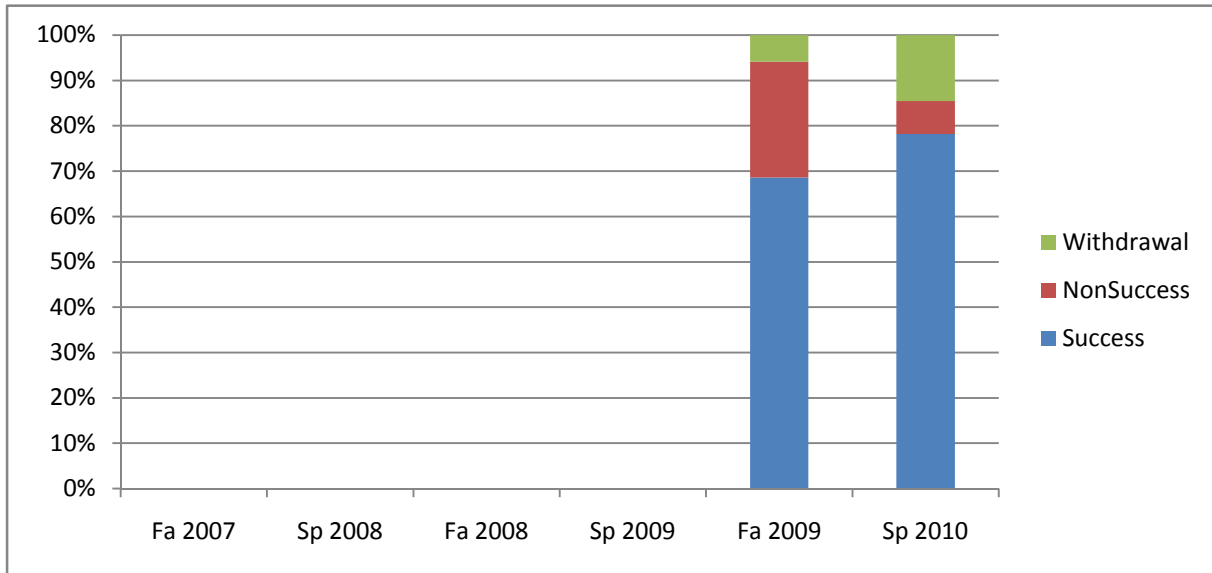
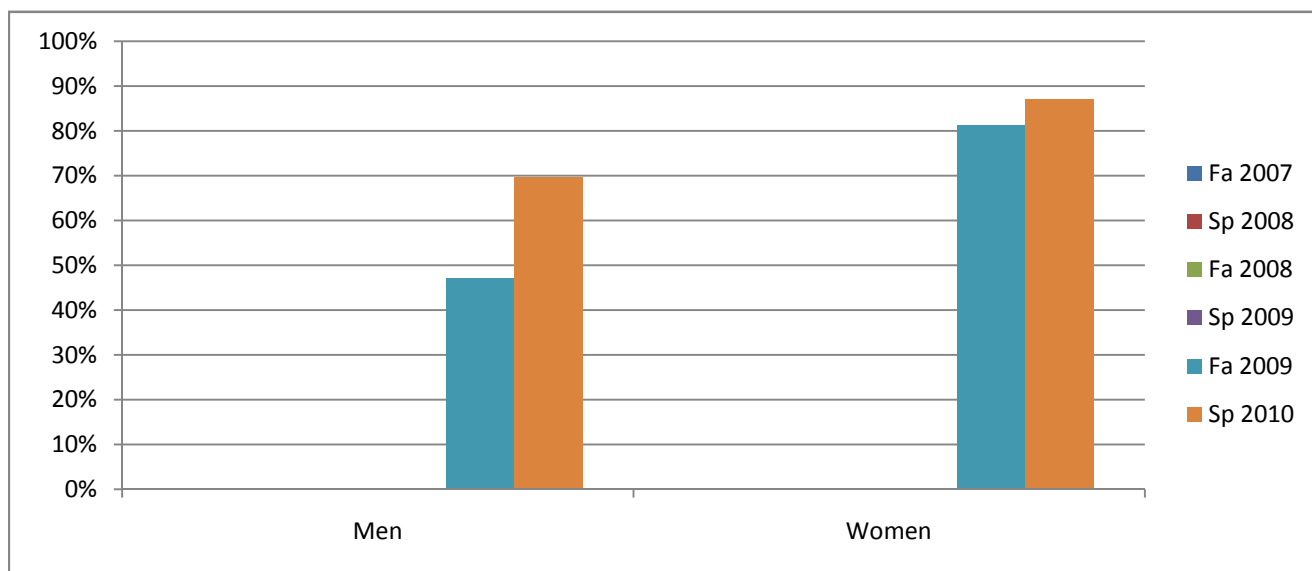


Chabot
Success, Non-Success, and Withdrawal Rates By Semester
Course: COMM 10



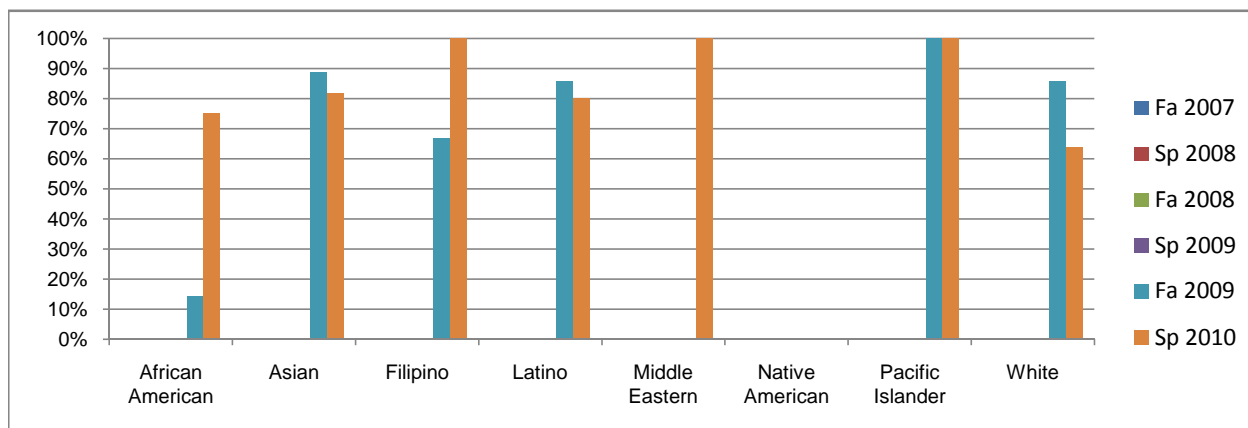
	Fa 2007	Sp 2008	Fa 2008	Sp 2009	Fa 2009	Sp 2010
Success	0%	0%	0%	0%	69%	78%
Non-Success	0%	0%	0%	0%	25%	7%
Withdrawal	0%	0%	0%	0%	6%	15%
Total Percent	0%	0%	0%	0%	100%	100%
Total Enrolled	0	0	0	0	51	55

Chabot
Success Rates By Gender and Semester
Course: COMM 10



	Fa 2007	Sp 2008	Fa 2008	Sp 2009	Fa 2009	Sp 2010
Men						
Success	0%	0%	0%	0%	47%	70%
Non-Success	0%	0%	0%	0%	41%	4%
Withdrawal	0%	0%	0%	0%	12%	26%
Total Percent	0%	0%	0%	0%	100%	100%
Total Enrolled	0	0	0	0	17	23
Women						
Success	0%	0%	0%	0%	81%	87%
Non-Success	0%	0%	0%	0%	16%	10%
Withdrawal	0%	0%	0%	0%	3%	3%
Total Percent	0%	0%	0%	0%	100%	100%
Total Enrolled	0	0	0	0	32	31

Chabot
Success Rates By Ethnicity and Semester
Course: COMM 10



	Fa 2007	Sp 2008	Fa 2008	Sp 2009	Fa 2009	Sp 2010
African American						
Success	0%	0%	0%	0%	14%	75%
Non-Success	0%	0%	0%	0%	86%	13%
Withdrawal	0%	0%	0%	0%	0%	13%
Total Percent	0%	0%	0%	0%	100%	100%
Total Enrolled	0	0	0	0	7	8
Asian						
Success	0%	0%	0%	0%	89%	82%
Non-Success	0%	0%	0%	0%	11%	9%
Withdrawal	0%	0%	0%	0%	0%	9%
Total Percent	0%	0%	0%	0%	100%	100%
Total Enrolled	0	0	0	0	9	11
Filipino						
Success	0%	0%	0%	0%	67%	100%
Non-Success	0%	0%	0%	0%	17%	0%
Withdrawal	0%	0%	0%	0%	17%	0%
Total Percent	0%	0%	0%	0%	100%	100%
Total Enrolled	0	0	0	0	12	5
Latino						
Success	0%	0%	0%	0%	86%	80%
Non-Success	0%	0%	0%	0%	14%	13%
Withdrawal	0%	0%	0%	0%	0%	7%
Total Percent	0%	0%	0%	0%	100%	100%
Total Enrolled	0	0	0	0	7	15
Middle Eastern						
Success	0%	0%	0%	0%	0%	100%
Non-Success	0%	0%	0%	0%	0%	0%
Withdrawal	0%	0%	0%	0%	0%	0%
Total Percent	0%	0%	0%	0%	0%	100%
Total Enrolled	0	0	0	0	0	1
Native American						
Success	0%	0%	0%	0%	0%	0%
Non-Success	0%	0%	0%	0%	0%	0%
Withdrawal	0%	0%	0%	0%	0%	0%
Total Percent	0%	0%	0%	0%	0%	0%
Total Enrolled	0	0	0	0	0	0
Pacific Islander						
Success	0%	0%	0%	0%	100%	100%
Non-Success	0%	0%	0%	0%	0%	0%
Withdrawal	0%	0%	0%	0%	0%	0%
Total Percent	0%	0%	0%	0%	100%	100%
Total Enrolled	0	0	0	0	3	2
White						
Success	0%	0%	0%	0%	86%	64%
Non-Success	0%	0%	0%	0%	14%	0%
Withdrawal	0%	0%	0%	0%	0%	36%
Total Percent	0%	0%	0%	0%	100%	100%
Total Enrolled	0	0	0	0	7	11