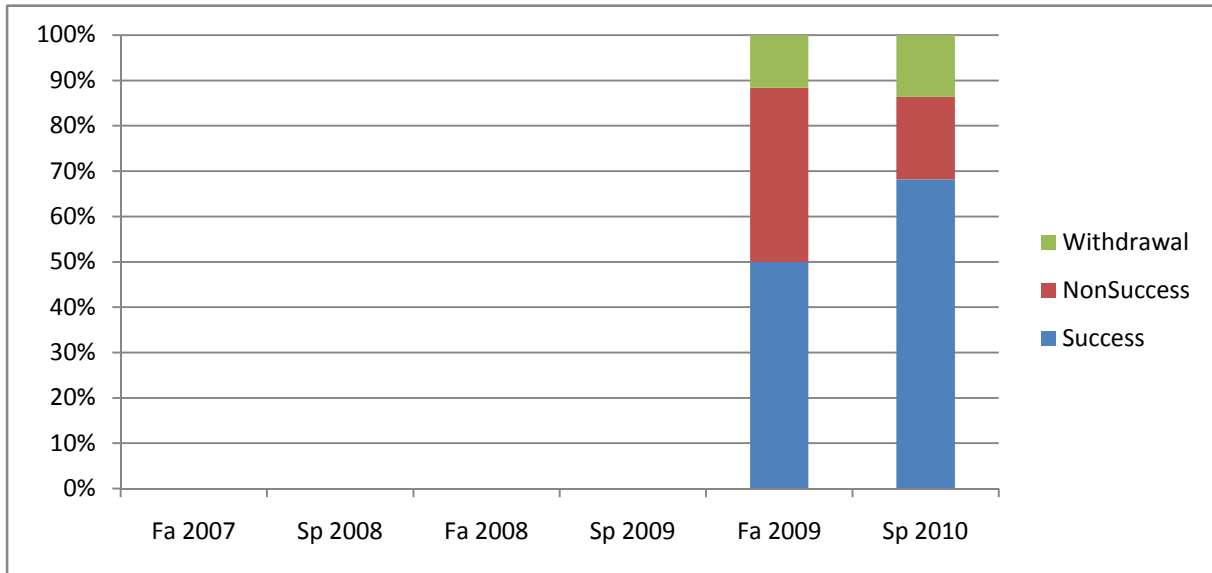
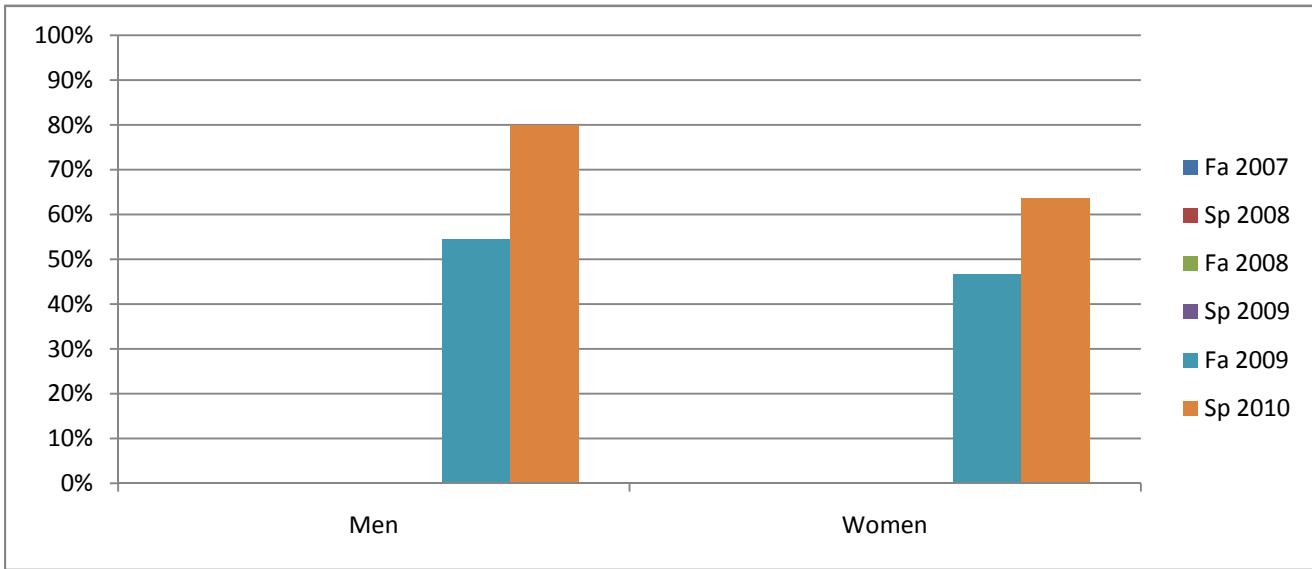


Chabot
Success, Non-Success, and Withdrawal Rates By Semester
Course: COMM 11



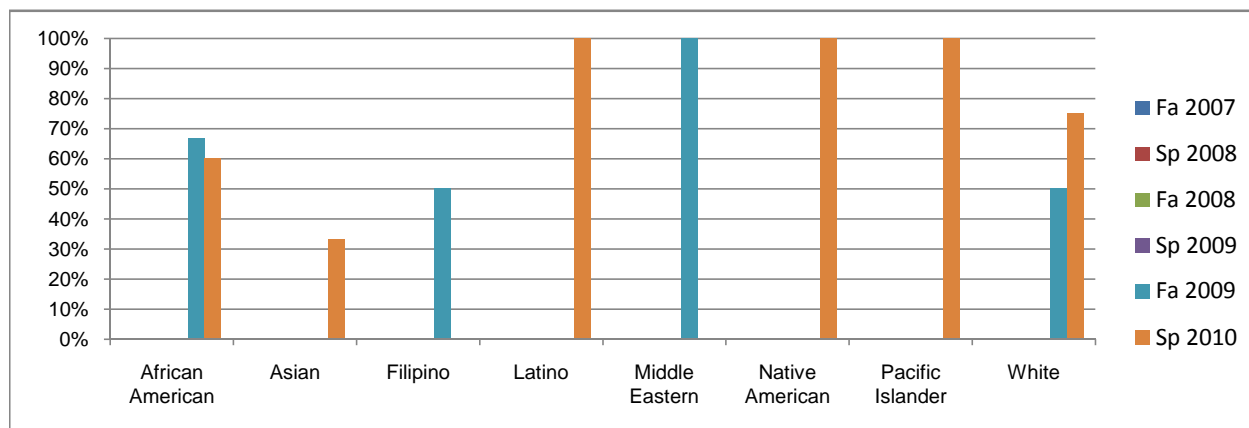
	Fa 2007	Sp 2008	Fa 2008	Sp 2009	Fa 2009	Sp 2010
Success	0%	0%	0%	0%	50%	68%
Non-Success	0%	0%	0%	0%	38%	18%
Withdrawal	0%	0%	0%	0%	12%	14%
Total Percent	0%	0%	0%	0%	100%	100%
Total Enrolled	0	0	0	0	26	22

Chabot
Success Rates By Gender and Semester
Course: COMM 11



	Fa 2007	Sp 2008	Fa 2008	Sp 2009	Fa 2009	Sp 2010
Men						
Success	0%	0%	0%	0%	55%	80%
Non-Success	0%	0%	0%	0%	36%	10%
Withdrawal	0%	0%	0%	0%	9%	10%
Total Percent	0%	0%	0%	0%	100%	100%
Total Enrolled	0	0	0	0	11	10
Women						
Success	0%	0%	0%	0%	47%	64%
Non-Success	0%	0%	0%	0%	40%	27%
Withdrawal	0%	0%	0%	0%	13%	9%
Total Percent	0%	0%	0%	0%	100%	100%
Total Enrolled	0	0	0	0	15	11

Chabot
Success Rates By Ethnicity and Semester
Course: COMM 11



	Fa 2007	Sp 2008	Fa 2008	Sp 2009	Fa 2009	Sp 2010
African American						
Success	0%	0%	0%	0%	67%	60%
Non-Success	0%	0%	0%	0%	33%	40%
Withdrawal	0%	0%	0%	0%	0%	0%
Total Percent	0%	0%	0%	0%	100%	100%
Total Enrolled	0	0	0	0	12	5
Asian						
Success	0%	0%	0%	0%	0%	33%
Non-Success	0%	0%	0%	0%	50%	33%
Withdrawal	0%	0%	0%	0%	50%	33%
Total Percent	0%	0%	0%	0%	100%	100%
Total Enrolled	0	0	0	0	2	3
Filipino						
Success	0%	0%	0%	0%	50%	0%
Non-Success	0%	0%	0%	0%	50%	0%
Withdrawal	0%	0%	0%	0%	0%	0%
Total Percent	0%	0%	0%	0%	100%	0%
Total Enrolled	0	0	0	0	2	0
Latino						
Success	0%	0%	0%	0%	0%	100%
Non-Success	0%	0%	0%	0%	50%	0%
Withdrawal	0%	0%	0%	0%	50%	0%
Total Percent	0%	0%	0%	0%	100%	100%
Total Enrolled	0	0	0	0	2	5
Middle Eastern						
Success	0%	0%	0%	0%	100%	0%
Non-Success	0%	0%	0%	0%	0%	0%
Withdrawal	0%	0%	0%	0%	0%	0%
Total Percent	0%	0%	0%	0%	100%	0%
Total Enrolled	0	0	0	0	1	0
Native American						
Success	0%	0%	0%	0%	0%	100%
Non-Success	0%	0%	0%	0%	0%	0%
Withdrawal	0%	0%	0%	0%	0%	0%
Total Percent	0%	0%	0%	0%	0%	100%
Total Enrolled	0	0	0	0	0	1
Pacific Islander						
Success	0%	0%	0%	0%	0%	100%
Non-Success	0%	0%	0%	0%	0%	0%
Withdrawal	0%	0%	0%	0%	100%	0%
Total Percent	0%	0%	0%	0%	100%	100%
Total Enrolled	0	0	0	0	1	1
White						
Success	0%	0%	0%	0%	50%	75%
Non-Success	0%	0%	0%	0%	50%	25%
Withdrawal	0%	0%	0%	0%	0%	0%
Total Percent	0%	0%	0%	0%	100%	100%
Total Enrolled	0	0	0	0	6	4