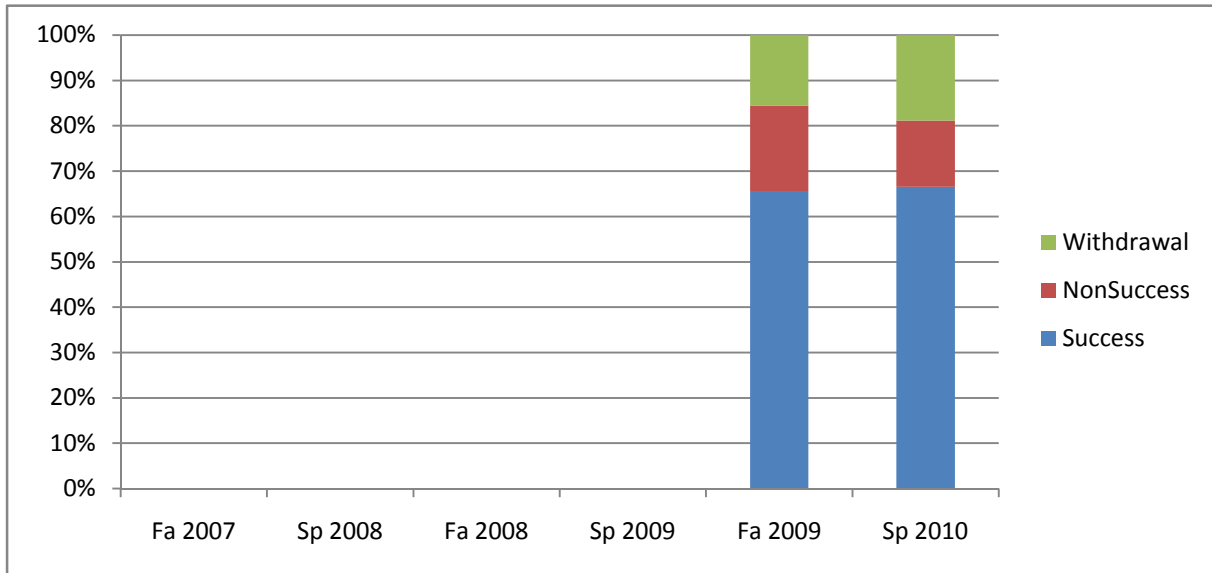
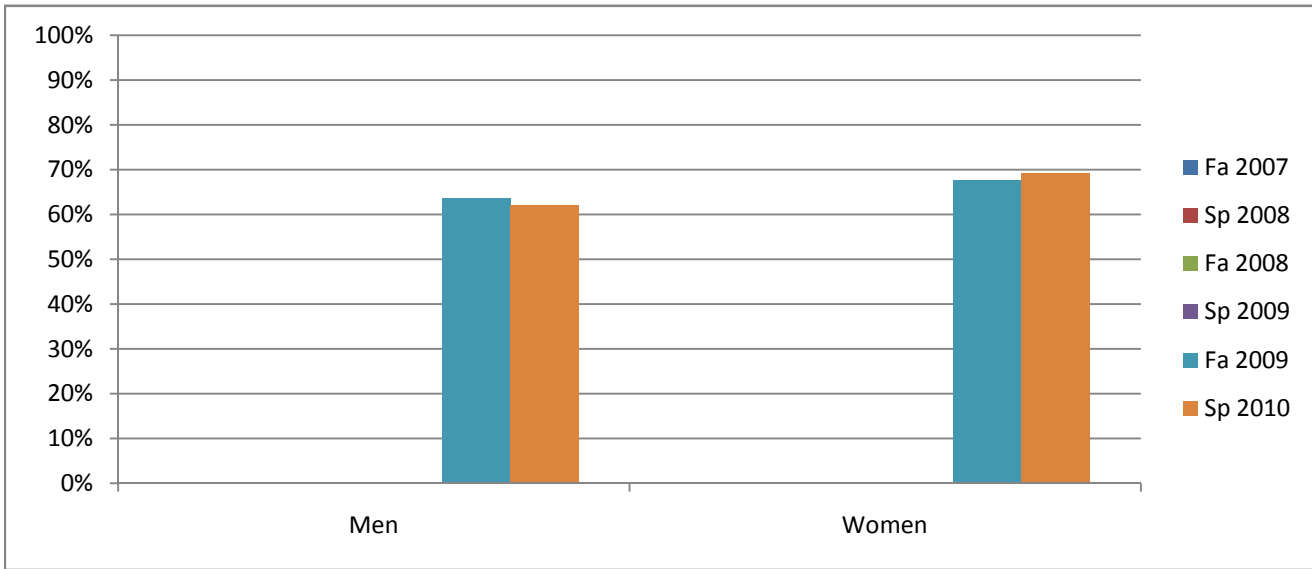


Chabot
Success, Non-Success, and Withdrawal Rates By Semester
Course: COMM 1



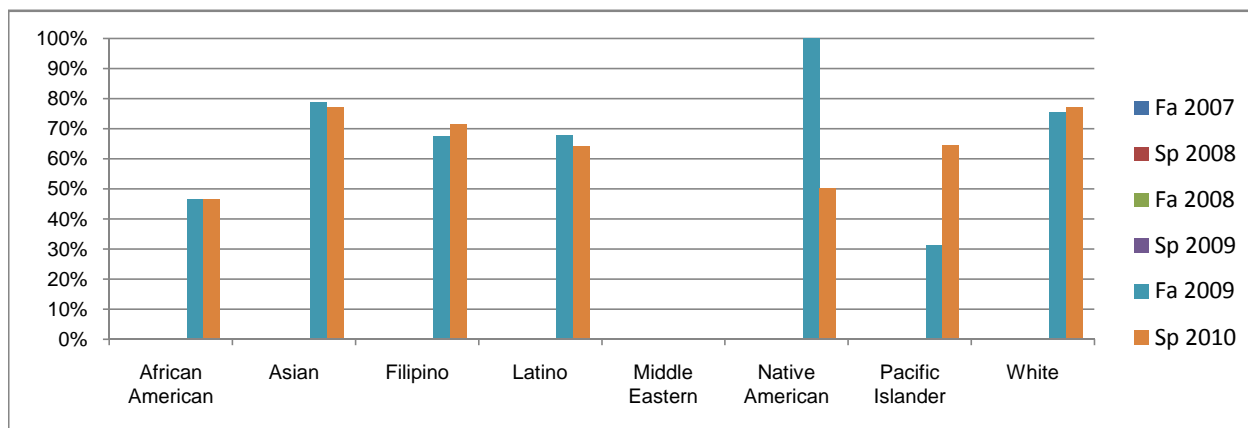
	Fa 2007	Sp 2008	Fa 2008	Sp 2009	Fa 2009	Sp 2010
Success	0%	0%	0%	0%	65%	67%
Non-Success	0%	0%	0%	0%	19%	15%
Withdrawal	0%	0%	0%	0%	16%	19%
Total Percent	0%	0%	0%	0%	100%	100%
Total Enrolled	0	0	0	0	659	631

Chabot
Success Rates By Gender and Semester
Course: COMM 1



	Fa 2007	Sp 2008	Fa 2008	Sp 2009	Fa 2009	Sp 2010
Men						
Success	0%	0%	0%	0%	64%	62%
Non-Success	0%	0%	0%	0%	22%	18%
Withdrawal	0%	0%	0%	0%	14%	20%
Total Percent	0%	0%	0%	0%	100%	100%
Total Enrolled	0	0	0	0	311	253
Women						
Success	0%	0%	0%	0%	68%	69%
Non-Success	0%	0%	0%	0%	16%	13%
Withdrawal	0%	0%	0%	0%	16%	18%
Total Percent	0%	0%	0%	0%	100%	100%
Total Enrolled	0	0	0	0	341	363

Chabot
Success Rates By Ethnicity and Semester
Course: COMM 1



	Fa 2007	Sp 2008	Fa 2008	Sp 2009	Fa 2009	Sp 2010
African American						
Success	0%	0%	0%	0%	46%	46%
Non-Success	0%	0%	0%	0%	27%	26%
Withdrawal	0%	0%	0%	0%	26%	27%
Total Percent	0%	0%	0%	0%	100%	100%
Total Enrolled	0	0	0	0	110	99
Asian						
Success	0%	0%	0%	0%	79%	77%
Non-Success	0%	0%	0%	0%	14%	8%
Withdrawal	0%	0%	0%	0%	7%	15%
Total Percent	0%	0%	0%	0%	100%	100%
Total Enrolled	0	0	0	0	113	114
Filipino						
Success	0%	0%	0%	0%	67%	71%
Non-Success	0%	0%	0%	0%	12%	11%
Withdrawal	0%	0%	0%	0%	21%	17%
Total Percent	0%	0%	0%	0%	100%	100%
Total Enrolled	0	0	0	0	86	63
Latino						
Success	0%	0%	0%	0%	68%	64%
Non-Success	0%	0%	0%	0%	19%	19%
Withdrawal	0%	0%	0%	0%	13%	17%
Total Percent	0%	0%	0%	0%	100%	100%
Total Enrolled	0	0	0	0	167	167
Middle Eastern						
Success	0%	0%	0%	0%	0%	0%
Non-Success	0%	0%	0%	0%	0%	0%
Withdrawal	0%	0%	0%	0%	0%	0%
Total Percent	0%	0%	0%	0%	0%	0%
Total Enrolled	0	0	0	0	0	0
Native American						
Success	0%	0%	0%	0%	100%	50%
Non-Success	0%	0%	0%	0%	0%	33%
Withdrawal	0%	0%	0%	0%	0%	17%
Total Percent	0%	0%	0%	0%	100%	100%
Total Enrolled	0	0	0	0	3	6
Pacific Islander						
Success	0%	0%	0%	0%	31%	64%
Non-Success	0%	0%	0%	0%	38%	7%
Withdrawal	0%	0%	0%	0%	31%	29%
Total Percent	0%	0%	0%	0%	100%	100%
Total Enrolled	0	0	0	0	16	14
White						
Success	0%	0%	0%	0%	75%	77%
Non-Success	0%	0%	0%	0%	14%	7%
Withdrawal	0%	0%	0%	0%	11%	16%
Total Percent	0%	0%	0%	0%	100%	100%
Total Enrolled	0	0	0	0	110	114