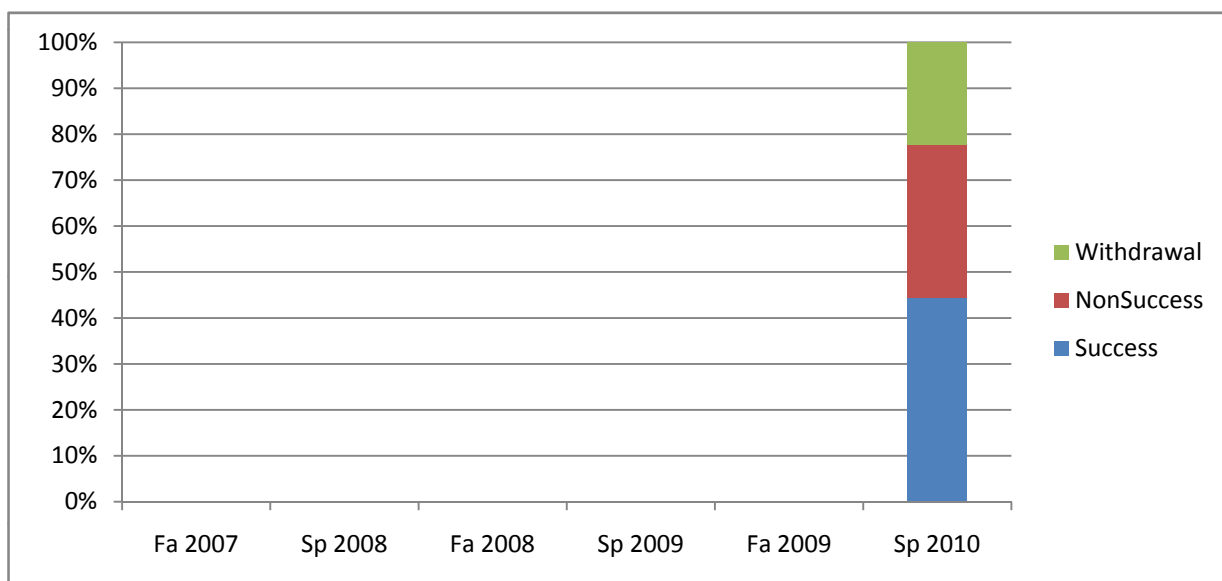
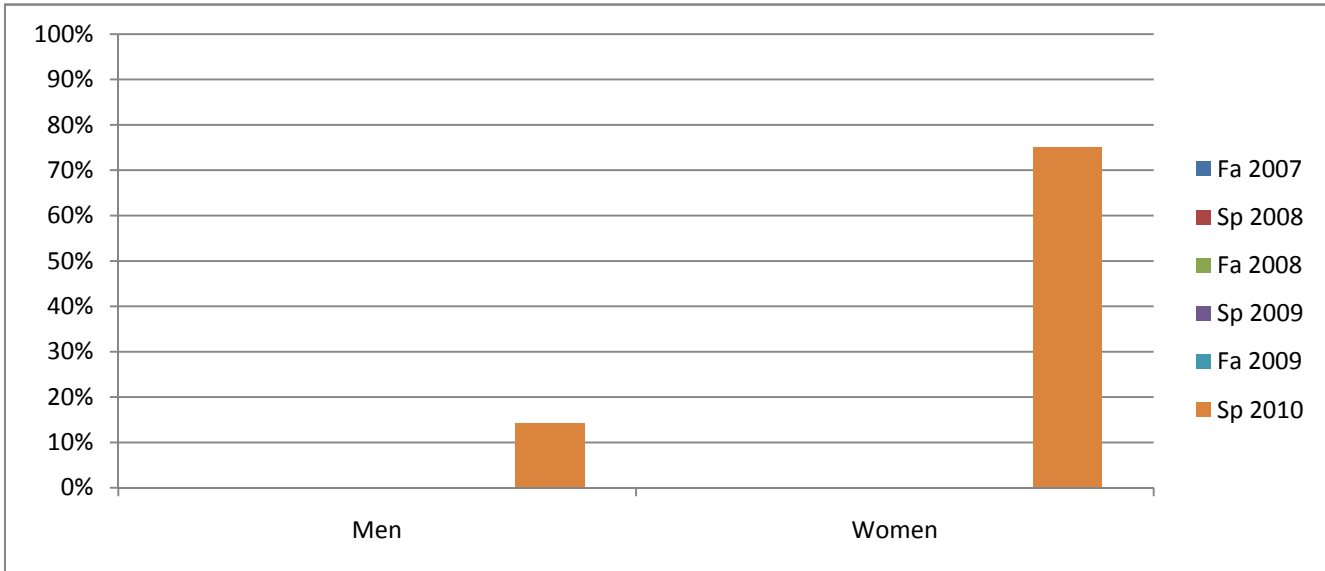


Chabot
Success, Non-Success, and Withdrawal Rates By Semester
Course: COMM 20



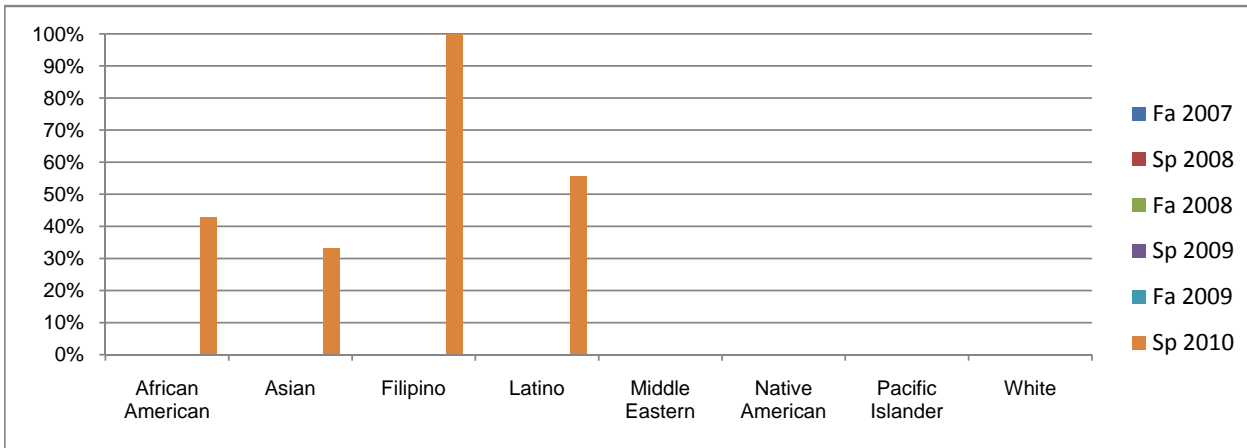
	Fa 2007	Sp 2008	Fa 2008	Sp 2009	Fa 2009	Sp 2010
Success	0%	0%	0%	0%	0%	44%
Non-Success	0%	0%	0%	0%	0%	33%
Withdrawal	0%	0%	0%	0%	0%	22%
Total Percent	0%	0%	0%	0%	0%	100%
Total Enrolled	0	0	0	0	0	27

Chabot
Success Rates By Gender and Semester
Course: COMM 20



	Fa 2007	Sp 2008	Fa 2008	Sp 2009	Fa 2009	Sp 2010
Men						
Success	0%	0%	0%	0%	0%	14%
Non-Success	0%	0%	0%	0%	0%	43%
Withdrawal	0%	0%	0%	0%	0%	43%
Total Percent	0%	0%	0%	0%	0%	100%
Total Enrolled	0	0	0	0	0	14
Women						
Success	0%	0%	0%	0%	0%	75%
Non-Success	0%	0%	0%	0%	0%	25%
Withdrawal	0%	0%	0%	0%	0%	0%
Total Percent	0%	0%	0%	0%	0%	100%
Total Enrolled	0	0	0	0	0	12

Chabot
Success Rates By Ethnicity and Semester
Course: COMM 20



		Fa 2007	Sp 2008	Fa 2008	Sp 2009	Fa 2009	Sp 2010
African American							
	Success	0%	0%	0%	0%	0%	43%
	Non-Success	0%	0%	0%	0%	0%	43%
	Withdrawal	0%	0%	0%	0%	0%	14%
	Total Percent	0%	0%	0%	0%	0%	100%
	Total Enrolled	0	0	0	0	0	7
Asian							
	Success	0%	0%	0%	0%	0%	33%
	Non-Success	0%	0%	0%	0%	0%	33%
	Withdrawal	0%	0%	0%	0%	0%	33%
	Total Percent	0%	0%	0%	0%	0%	100%
	Total Enrolled	0	0	0	0	0	3
Filipino							
	Success	0%	0%	0%	0%	0%	100%
	Non-Success	0%	0%	0%	0%	0%	0%
	Withdrawal	0%	0%	0%	0%	0%	0%
	Total Percent	0%	0%	0%	0%	0%	100%
	Total Enrolled	0	0	0	0	0	1
Latino							
	Success	0%	0%	0%	0%	0%	56%
	Non-Success	0%	0%	0%	0%	0%	11%
	Withdrawal	0%	0%	0%	0%	0%	33%
	Total Percent	0%	0%	0%	0%	0%	100%
	Total Enrolled	0	0	0	0	0	9
Middle Eastern							
	Success	0%	0%	0%	0%	0%	0%
	Non-Success	0%	0%	0%	0%	0%	0%
	Withdrawal	0%	0%	0%	0%	0%	0%
	Total Percent	0%	0%	0%	0%	0%	0%
	Total Enrolled	0	0	0	0	0	0
Native American							
	Success	0%	0%	0%	0%	0%	0%
	Non-Success	0%	0%	0%	0%	0%	0%
	Withdrawal	0%	0%	0%	0%	0%	0%
	Total Percent	0%	0%	0%	0%	0%	0%
	Total Enrolled	0	0	0	0	0	0
Pacific Islander							
	Success	0%	0%	0%	0%	0%	0%
	Non-Success	0%	0%	0%	0%	0%	0%
	Withdrawal	0%	0%	0%	0%	0%	0%
	Total Percent	0%	0%	0%	0%	0%	0%
	Total Enrolled	0	0	0	0	0	0
White							
	Success	0%	0%	0%	0%	0%	0%
	Non-Success	0%	0%	0%	0%	0%	80%
	Withdrawal	0%	0%	0%	0%	0%	20%
	Total Percent	0%	0%	0%	0%	0%	100%
	Total Enrolled	0	0	0	0	0	5