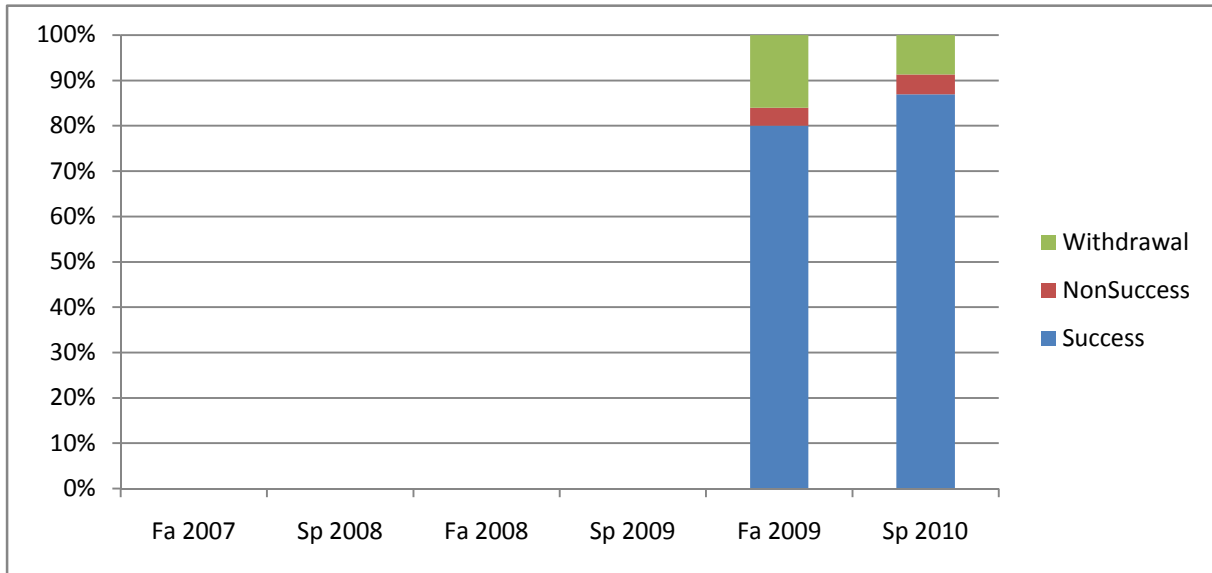
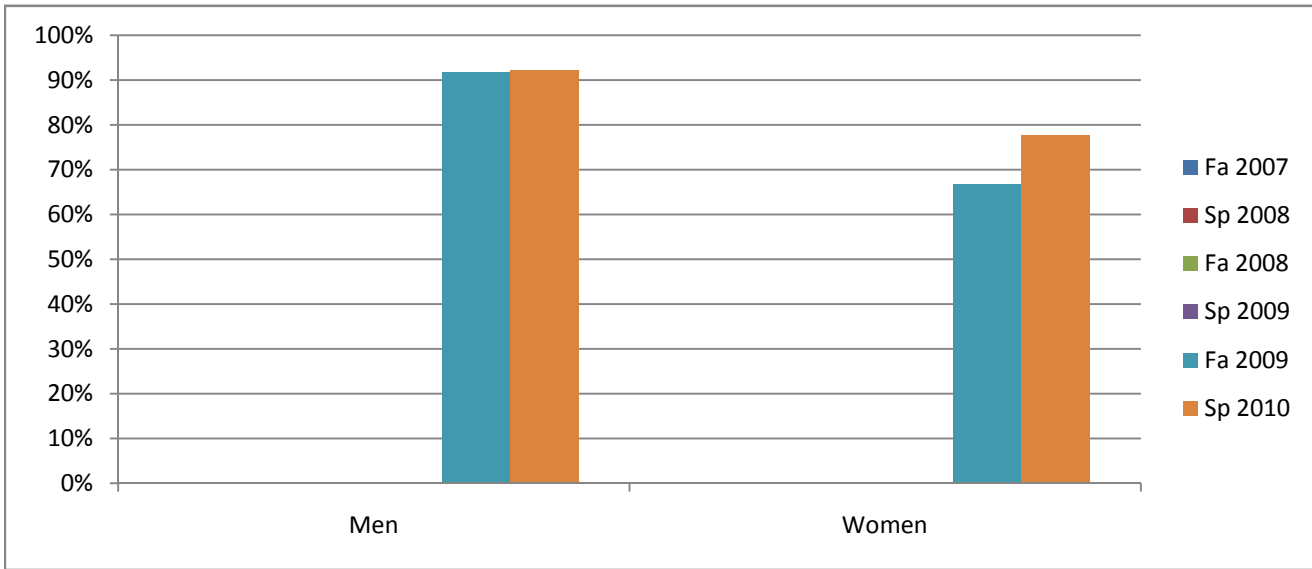


Chabot
Success, Non-Success, and Withdrawal Rates By Semester
Course: COMM 48



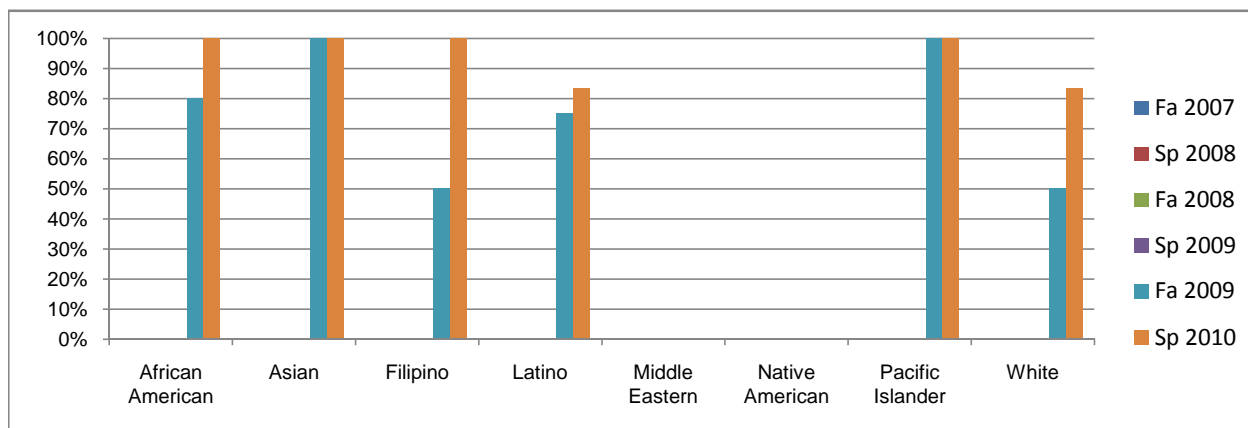
	Fa 2007	Sp 2008	Fa 2008	Sp 2009	Fa 2009	Sp 2010
Success	0%	0%	0%	0%	80%	87%
Non-Success	0%	0%	0%	0%	4%	4%
Withdrawal	0%	0%	0%	0%	16%	9%
Total Percent	0%	0%	0%	0%	100%	100%
Total Enrolled	0	0	0	0	25	23

Chabot
Success Rates By Gender and Semester
Course: COMM 48



	Fa 2007	Sp 2008	Fa 2008	Sp 2009	Fa 2009	Sp 2010
Men						
Success	0%	0%	0%	0%	92%	92%
Non-Success	0%	0%	0%	0%	0%	0%
Withdrawal	0%	0%	0%	0%	8%	8%
Total Percent	0%	0%	0%	0%	100%	100%
Total Enrolled	0	0	0	0	12	13
Women						
Success	0%	0%	0%	0%	67%	78%
Non-Success	0%	0%	0%	0%	8%	11%
Withdrawal	0%	0%	0%	0%	25%	11%
Total Percent	0%	0%	0%	0%	100%	100%
Total Enrolled	0	0	0	0	12	9

Chabot
Success Rates By Ethnicity and Semester
Course: COMM 48



	Fa 2007	Sp 2008	Fa 2008	Sp 2009	Fa 2009	Sp 2010
African American						
Success	0%	0%	0%	0%	80%	100%
Non-Success	0%	0%	0%	0%	0%	0%
Withdrawal	0%	0%	0%	0%	20%	0%
Total Percent	0%	0%	0%	0%	100%	100%
Total Enrolled	0	0	0	0	5	3
Asian						
Success	0%	0%	0%	0%	100%	100%
Non-Success	0%	0%	0%	0%	0%	0%
Withdrawal	0%	0%	0%	0%	0%	0%
Total Percent	0%	0%	0%	0%	100%	100%
Total Enrolled	0	0	0	0	2	2
Filipino						
Success	0%	0%	0%	0%	50%	100%
Non-Success	0%	0%	0%	0%	50%	0%
Withdrawal	0%	0%	0%	0%	0%	0%
Total Percent	0%	0%	0%	0%	100%	100%
Total Enrolled	0	0	0	0	2	1
Latino						
Success	0%	0%	0%	0%	75%	83%
Non-Success	0%	0%	0%	0%	0%	17%
Withdrawal	0%	0%	0%	0%	25%	0%
Total Percent	0%	0%	0%	0%	100%	100%
Total Enrolled	0	0	0	0	8	6
Middle Eastern						
Success	0%	0%	0%	0%	0%	0%
Non-Success	0%	0%	0%	0%	0%	0%
Withdrawal	0%	0%	0%	0%	0%	0%
Total Percent	0%	0%	0%	0%	0%	0%
Total Enrolled	0	0	0	0	0	0
Native American						
Success	0%	0%	0%	0%	0%	0%
Non-Success	0%	0%	0%	0%	0%	0%
Withdrawal	0%	0%	0%	0%	0%	0%
Total Percent	0%	0%	0%	0%	0%	0%
Total Enrolled	0	0	0	0	0	0
Pacific Islander						
Success	0%	0%	0%	0%	100%	100%
Non-Success	0%	0%	0%	0%	0%	0%
Withdrawal	0%	0%	0%	0%	0%	0%
Total Percent	0%	0%	0%	0%	100%	100%
Total Enrolled	0	0	0	0	1	1
White						
Success	0%	0%	0%	0%	50%	83%
Non-Success	0%	0%	0%	0%	0%	0%
Withdrawal	0%	0%	0%	0%	50%	17%
Total Percent	0%	0%	0%	0%	100%	100%
Total Enrolled	0	0	0	0	2	6