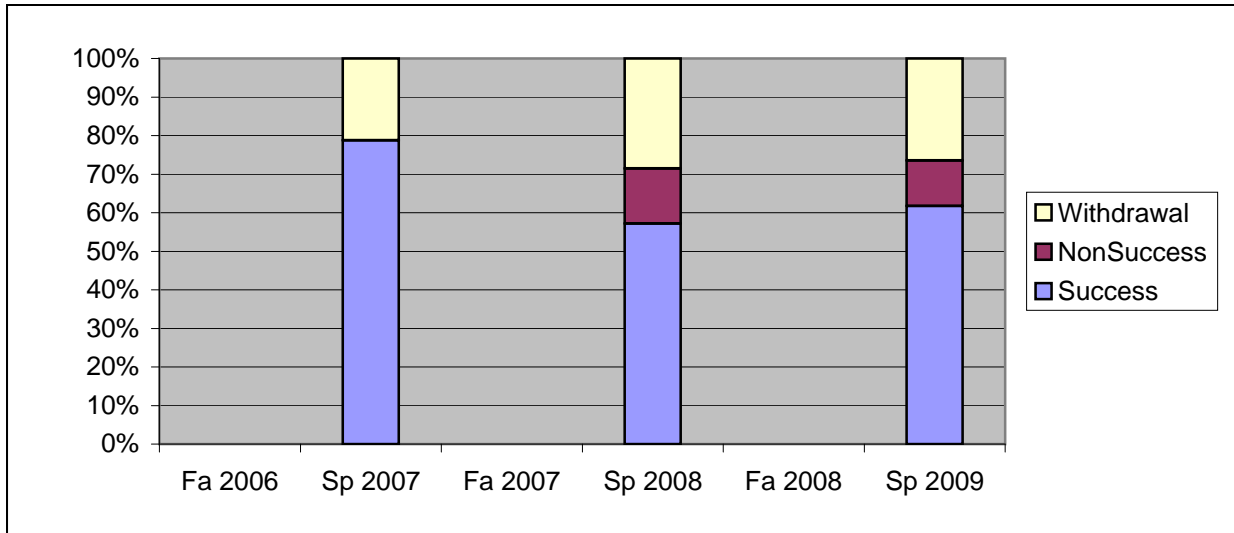
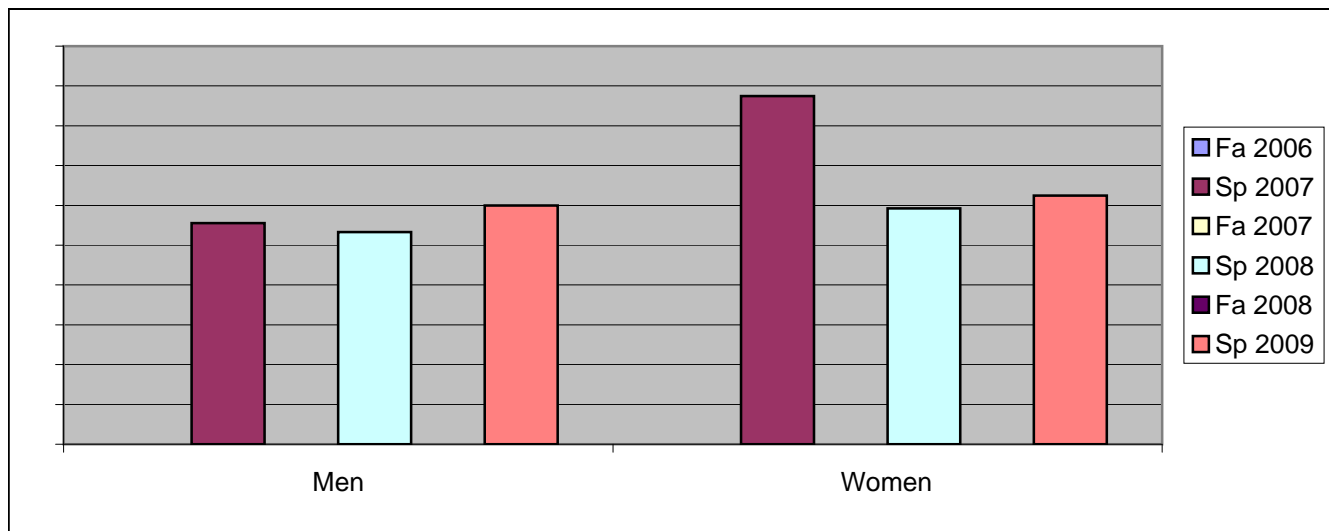


Chabot
Success, Non-Success, and Withdrawal Rates By Semester
Course: ESL 111B



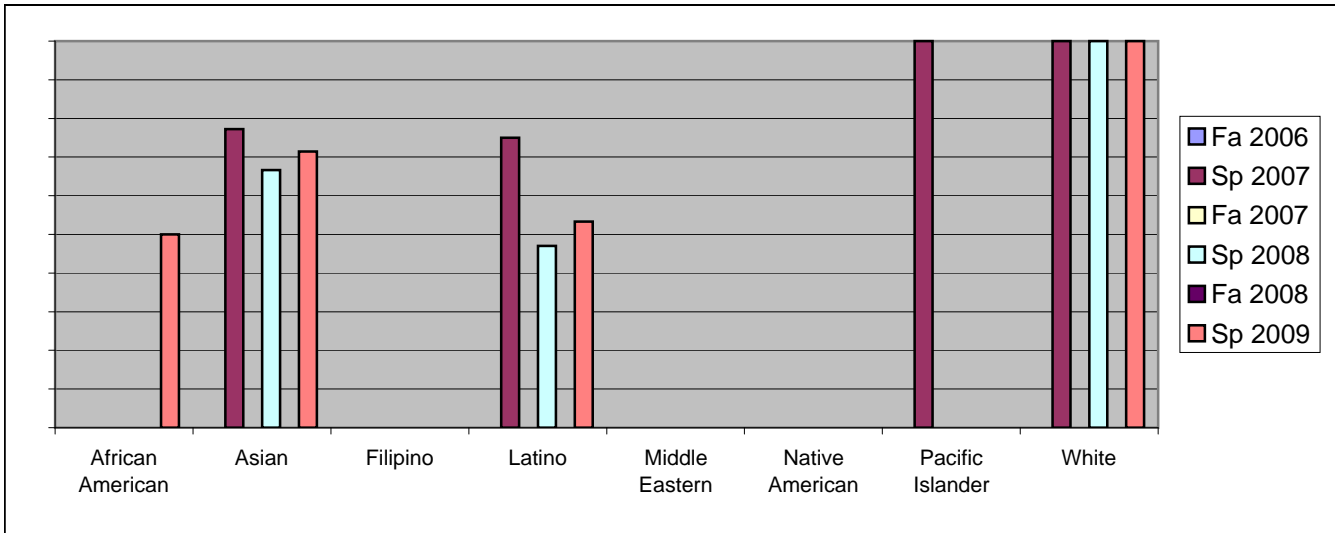
	Fa 2006	Sp 2007	Fa 2007	Sp 2008	Fa 2008	Sp 2009
Success	0%	79%	0%	57%	0%	62%
Non-Success	0%	0%	0%	14%	0%	12%
Withdrawal	0%	21%	0%	29%	0%	26%
Total Percent	0%	100%	0%	100%	0%	100%
Total Enrolled	0	33	0	42	0	34

Chabot
Success Rates By Gender and Semester
Course: ESL 111B



	Fa 2006	Sp 2007	Fa 2007	Sp 2008	Fa 2008	Sp 2009
Men						
Success	0%	56%	0%	53%	0%	60%
Non-Success	0%	0%	0%	27%	0%	20%
Withdrawal	0%	44%	0%	20%	0%	20%
Total Percent	0%	100%	0%	100%	0%	100%
Total Enrolled	0	9	0	15	0	10
Women						
Success	0%	88%	0%	59%	0%	63%
Non-Success	0%	0%	0%	7%	0%	8%
Withdrawal	0%	13%	0%	33%	0%	29%
Total Percent	0%	100%	0%	100%	0%	100%
Total Enrolled	0	24	0	27	0	24

Chabot
Success Rates By Ethnicity and Semester
Course: ESL 111B



	Fa 2006	Sp 2007	Fa 2007	Sp 2008	Fa 2008	Sp 2009
African American						
Success	0%	0%	0%	0%	0%	50%
Non-Success	0%	0%	0%	0%	0%	0%
Withdrawal	0%	0%	0%	0%	0%	50%
Total Percent	0%	0%	0%	0%	0%	100%
Total Enrolled	0	0	0	0	0	2
Asian						
Success	0%	77%	0%	67%	0%	71%
Non-Success	0%	0%	0%	14%	0%	21%
Withdrawal	0%	23%	0%	19%	0%	7%
Total Percent	0%	100%	0%	100%	0%	100%
Total Enrolled	0	22	0	21	0	14
Filipino						
Success	0%	0%	0%	0%	0%	0%
Non-Success	0%	0%	0%	0%	0%	0%
Withdrawal	0%	0%	0%	0%	0%	0%
Total Percent	0%	0%	0%	0%	0%	0%
Total Enrolled	0	0	0	0	0	0
Latino						
Success	0%	75%	0%	47%	0%	53%
Non-Success	0%	0%	0%	12%	0%	7%
Withdrawal	0%	25%	0%	41%	0%	40%
Total Percent	0%	100%	0%	100%	0%	100%
Total Enrolled	0	4	0	17	0	15
Middle Eastern						
Success	0%	0%	0%	0%	0%	0%
Non-Success	0%	0%	0%	0%	0%	0%
Withdrawal	0%	100%	0%	0%	0%	0%
Total Percent	0%	100%	0%	0%	0%	0%
Total Enrolled	0	1	0	0	0	0
Native American						
Success	0%	0%	0%	0%	0%	0%
Non-Success	0%	0%	0%	0%	0%	0%
Withdrawal	0%	0%	0%	0%	0%	0%

	Total Percent	0%	0%	0%	0%	0%	0%
	Total Enrolled	0	0	0	0	0	0
Pacific Islander							
	Success	0%	100%	0%	0%	0%	0%
	Non-Success	0%	0%	0%	0%	0%	0%
	Withdrawal	0%	0%	0%	0%	0%	0%
	Total Percent	0%	100%	0%	0%	0%	0%
	Total Enrolled	0	1	0	0	0	0
White							
	Success	0%	100%	0%	100%	0%	100%
	Non-Success	0%	0%	0%	0%	0%	0%
	Withdrawal	0%	0%	0%	0%	0%	0%
	Total Percent	0%	100%	0%	100%	0%	100%
	Total Enrolled	0	5	0	1	0	2