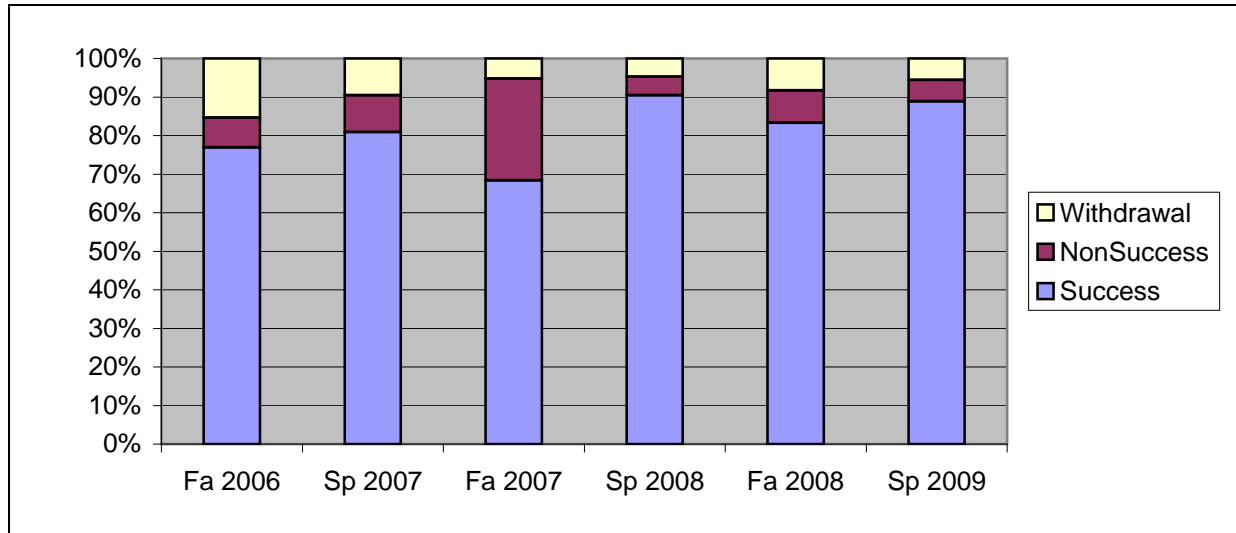
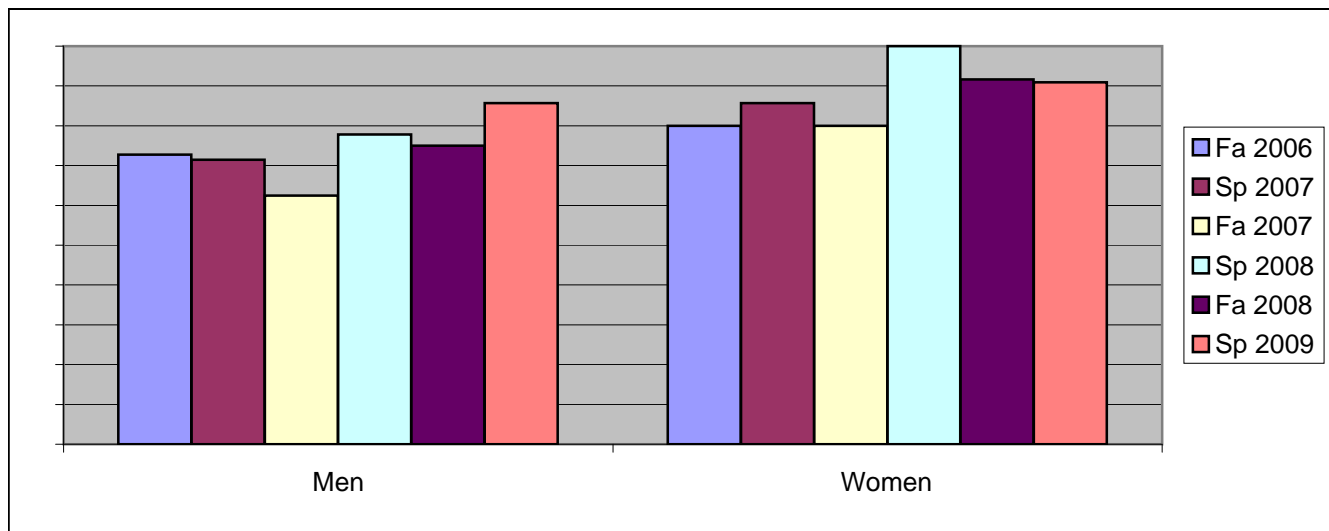


Chabot  
Success, Non-Success, and Withdrawal Rates By Semester  
Course: ENGL 121



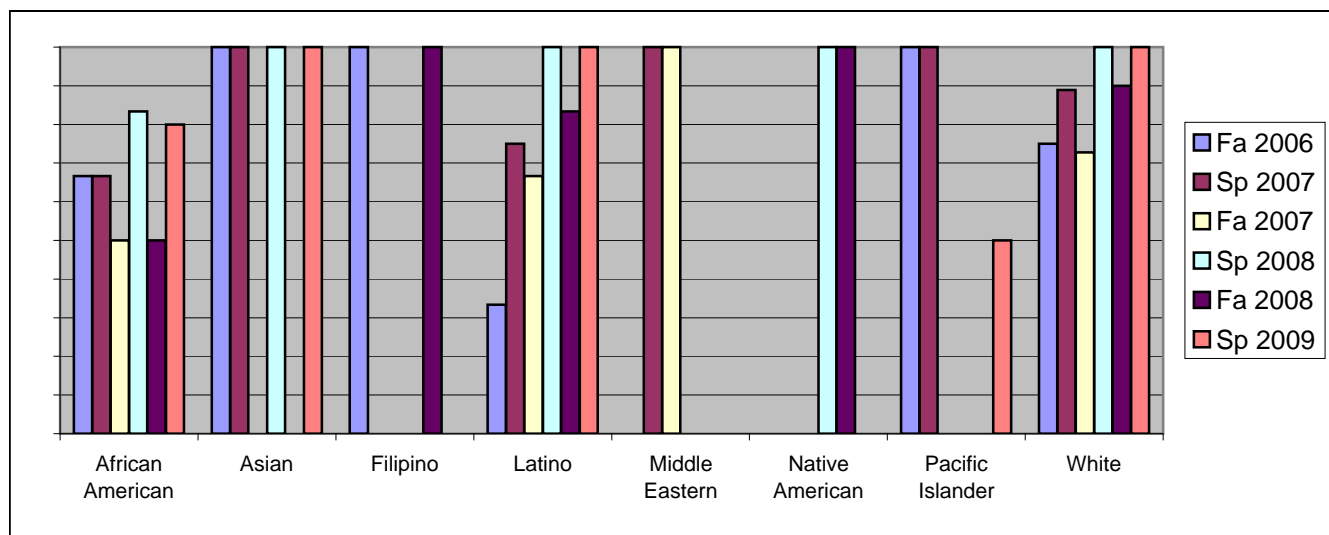
	Fa 2006	Sp 2007	Fa 2007	Sp 2008	Fa 2008	Sp 2009
Success	77%	81%	68%	90%	83%	89%
Non-Success	8%	10%	26%	5%	8%	6%
Withdrawal	15%	10%	5%	5%	8%	6%
Total Percent	100%	100%	100%	100%	100%	100%
Total Enrolled	<b>26</b>	<b>21</b>	<b>19</b>	<b>21</b>	<b>24</b>	<b>18</b>

Chabot  
Success Rates By Gender and Semester  
Course: ENGL 121



	Fa 2006	Sp 2007	Fa 2007	Sp 2008	Fa 2008	Sp 2009
<b>Men</b>						
Success	73%	71%	63%	78%	75%	86%
Non-Success	9%	29%	38%	11%	17%	14%
Withdrawal	18%	0%	0%	11%	8%	0%
Total Percent	100%	100%	100%	100%	100%	100%
Total Enrolled	11	7	8	9	12	7
<b>Women</b>						
Success	80%	86%	80%	100%	92%	91%
Non-Success	7%	0%	10%	0%	0%	0%
Withdrawal	13%	14%	10%	0%	8%	9%
Total Percent	100%	100%	100%	100%	100%	100%
Total Enrolled	15	14	10	12	12	11

Chabot  
Success Rates By Ethnicity and Semester  
Course: ENGL 121



	Fa 2006	Sp 2007	Fa 2007	Sp 2008	Fa 2008	Sp 2009
<b>African American</b>						
Success	67%	67%	50%	83%	50%	80%
Non-Success	33%	33%	50%	17%	25%	0%
Withdrawal	0%	0%	0%	0%	25%	20%
Total Percent	100%	100%	100%	100%	100%	100%
Total Enrolled	3	3	4	6	4	5
<b>Asian</b>						
Success	100%	100%	0%	100%	0%	100%
Non-Success	0%	0%	0%	0%	0%	0%
Withdrawal	0%	0%	0%	0%	0%	0%
Total Percent	100%	100%	0%	100%	0%	100%
Total Enrolled	1	1	0	1	0	1
<b>Filipino</b>						
Success	100%	0%	0%	0%	100%	0%
Non-Success	0%	0%	0%	0%	0%	0%
Withdrawal	0%	100%	0%	0%	0%	0%
Total Percent	100%	100%	0%	0%	100%	0%
Total Enrolled	3	1	0	0	1	0
<b>Latino</b>						
Success	33%	75%	67%	100%	83%	100%
Non-Success	33%	25%	33%	0%	0%	0%
Withdrawal	33%	0%	0%	0%	17%	0%
Total Percent	100%	100%	100%	100%	100%	100%
Total Enrolled	3	4	3	1	6	7
<b>Middle Eastern</b>						
Success	0%	100%	100%	0%	0%	0%
Non-Success	0%	0%	0%	0%	0%	0%
Withdrawal	0%	0%	0%	0%	0%	0%
Total Percent	0%	100%	100%	0%	0%	0%
Total Enrolled	0	1	1	0	0	0
<b>Native American</b>						
Success	0%	0%	0%	100%	100%	0%
Non-Success	0%	0%	0%	0%	0%	0%
Withdrawal	0%	0%	0%	0%	0%	0%

	Total Percent	0%	0%	0%	100%	100%	0%
	Total Enrolled	<b>0</b>	<b>0</b>	<b>0</b>	<b>1</b>	<b>1</b>	<b>0</b>
<b>Pacific Islander</b>							
	Success	100%	100%	0%	0%	0%	50%
	Non-Success	0%	0%	0%	0%	0%	50%
	Withdrawal	0%	0%	0%	0%	0%	0%
	Total Percent	100%	100%	0%	0%	0%	100%
	Total Enrolled	<b>1</b>	<b>1</b>	<b>0</b>	<b>0</b>	<b>0</b>	<b>2</b>
<b>White</b>							
	Success	75%	89%	73%	100%	90%	100%
	Non-Success	0%	0%	18%	0%	10%	0%
	Withdrawal	25%	11%	9%	0%	0%	0%
	Total Percent	100%	100%	100%	100%	100%	100%
	Total Enrolled	<b>12</b>	<b>9</b>	<b>11</b>	<b>10</b>	<b>10</b>	<b>1</b>