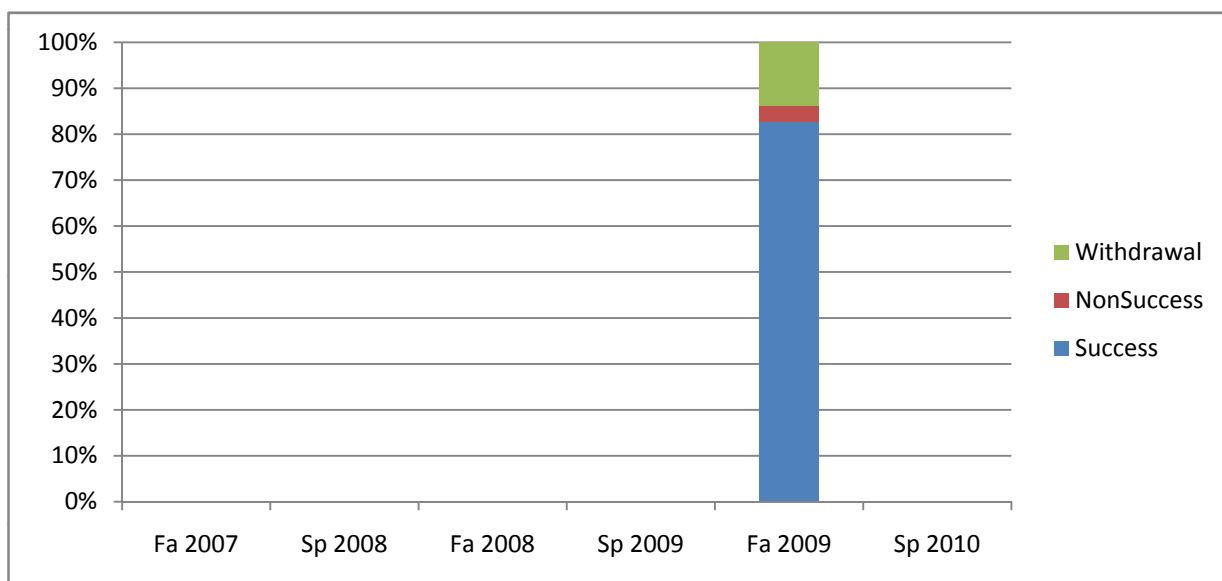
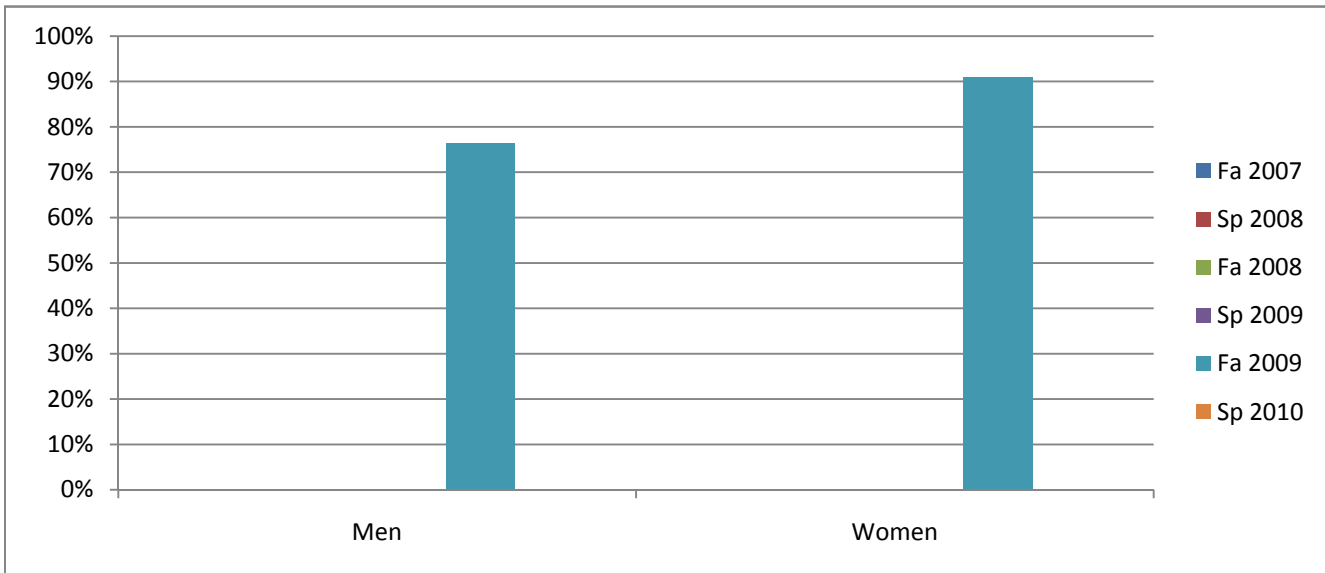


Chabot  
Success, Non-Success, and Withdrawal Rates By Semester  
Course: ENGL 25



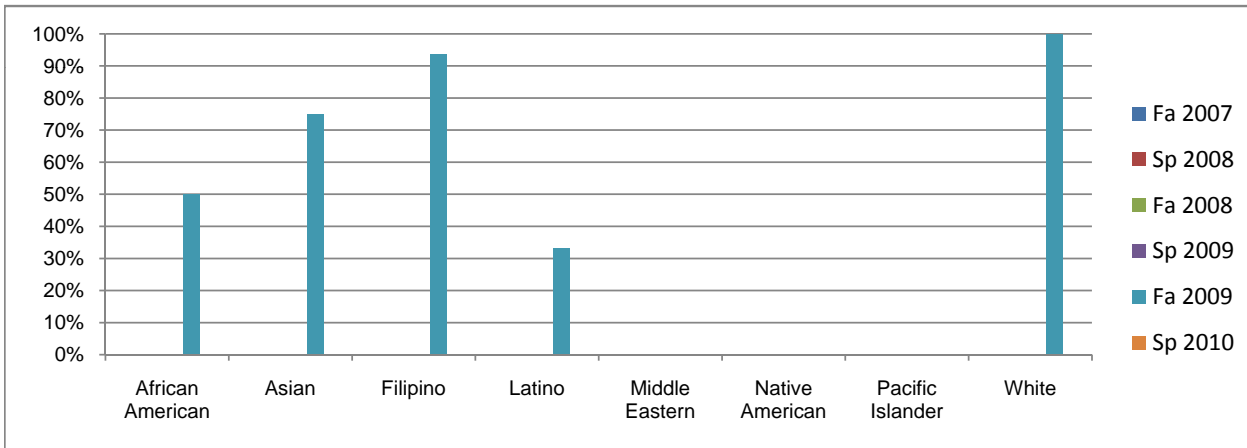
	Fa 2007	Sp 2008	Fa 2008	Sp 2009	Fa 2009	Sp 2010
Success	0%	0%	0%	0%	83%	0%
Non-Success	0%	0%	0%	0%	3%	0%
Withdrawal	0%	0%	0%	0%	14%	0%
Total Percent	0%	0%	0%	0%	100%	0%
Total Enrolled	0	0	0	0	29	0

Chabot  
Success Rates By Gender and Semester  
Course: ENGL 25



	Fa 2007	Sp 2008	Fa 2008	Sp 2009	Fa 2009	Sp 2010
<b>Men</b>						
Success	0%	0%	0%	0%	76%	0%
Non-Success	0%	0%	0%	0%	6%	0%
Withdrawal	0%	0%	0%	0%	18%	0%
Total Percent	0%	0%	0%	0%	100%	0%
Total Enrolled	0	0	0	0	17	0
<b>Women</b>						
Success	0%	0%	0%	0%	91%	0%
Non-Success	0%	0%	0%	0%	0%	0%
Withdrawal	0%	0%	0%	0%	9%	0%
Total Percent	0%	0%	0%	0%	100%	0%
Total Enrolled	0	0	0	0	11	0

Chabot  
Success Rates By Ethnicity and Semester  
Course: ENGL 25



	Fa 2007	Sp 2008	Fa 2008	Sp 2009	Fa 2009	Sp 2010
<b>African American</b>						
Success	0%	0%	0%	0%	50%	0%
Non-Success	0%	0%	0%	0%	0%	0%
Withdrawal	0%	0%	0%	0%	50%	0%
Total Percent	0%	0%	0%	0%	100%	0%
Total Enrolled	0	0	0	0	2	0
<b>Asian</b>						
Success	0%	0%	0%	0%	75%	0%
Non-Success	0%	0%	0%	0%	0%	0%
Withdrawal	0%	0%	0%	0%	25%	0%
Total Percent	0%	0%	0%	0%	100%	0%
Total Enrolled	0	0	0	0	4	0
<b>Filipino</b>						
Success	0%	0%	0%	0%	94%	0%
Non-Success	0%	0%	0%	0%	0%	0%
Withdrawal	0%	0%	0%	0%	6%	0%
Total Percent	0%	0%	0%	0%	100%	0%
Total Enrolled	0	0	0	0	16	0
<b>Latino</b>						
Success	0%	0%	0%	0%	33%	0%
Non-Success	0%	0%	0%	0%	33%	0%
Withdrawal	0%	0%	0%	0%	33%	0%
Total Percent	0%	0%	0%	0%	100%	0%
Total Enrolled	0	0	0	0	3	0
<b>Middle Eastern</b>						
Success	0%	0%	0%	0%	0%	0%
Non-Success	0%	0%	0%	0%	0%	0%
Withdrawal	0%	0%	0%	0%	0%	0%
Total Percent	0%	0%	0%	0%	0%	0%
Total Enrolled	0	0	0	0	0	0
<b>Native American</b>						
Success	0%	0%	0%	0%	0%	0%
Non-Success	0%	0%	0%	0%	0%	0%
Withdrawal	0%	0%	0%	0%	0%	0%
Total Percent	0%	0%	0%	0%	0%	0%
Total Enrolled	0	0	0	0	0	0
<b>Pacific Islander</b>						
Success	0%	0%	0%	0%	0%	0%
Non-Success	0%	0%	0%	0%	0%	0%
Withdrawal	0%	0%	0%	0%	0%	0%
Total Percent	0%	0%	0%	0%	0%	0%
Total Enrolled	0	0	0	0	0	0
<b>White</b>						
Success	0%	0%	0%	0%	100%	0%
Non-Success	0%	0%	0%	0%	0%	0%
Withdrawal	0%	0%	0%	0%	0%	0%
Total Percent	0%	0%	0%	0%	100%	0%
Total Enrolled	0	0	0	0	2	0