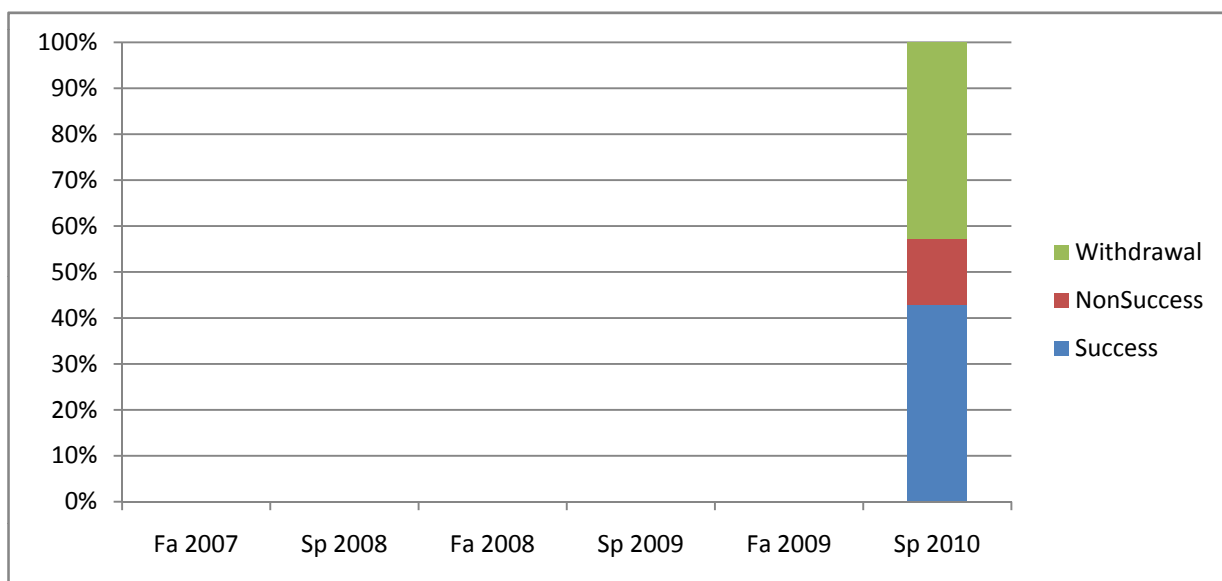
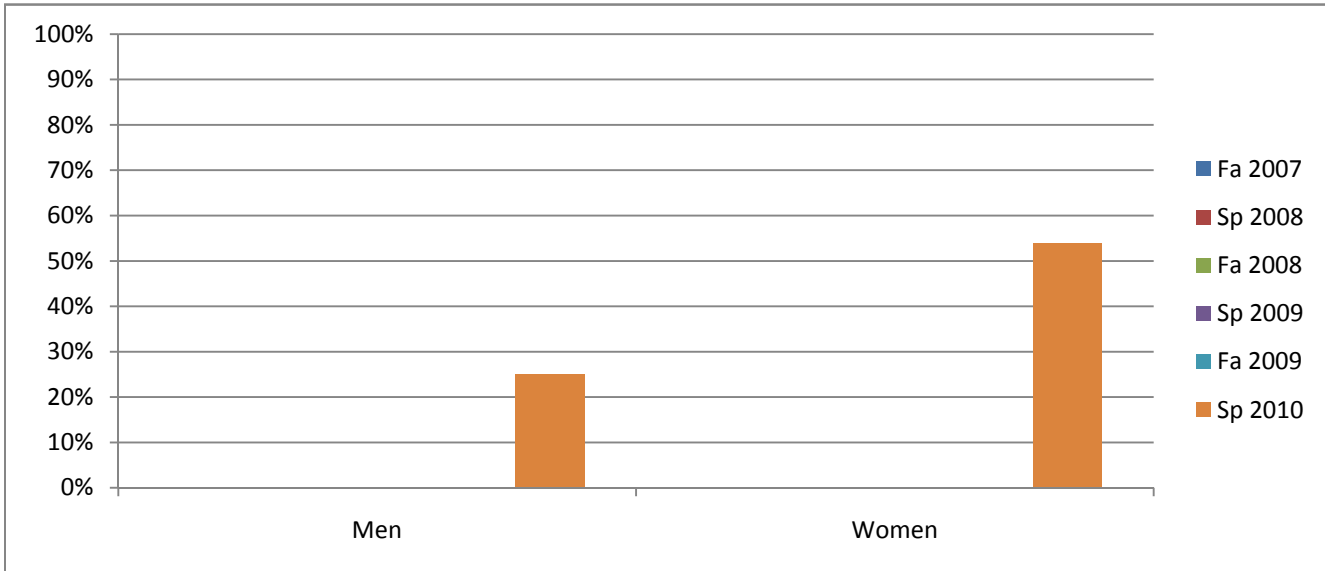


Chabot
Success, Non-Success, and Withdrawal Rates By Semester
Course: GNST 4914



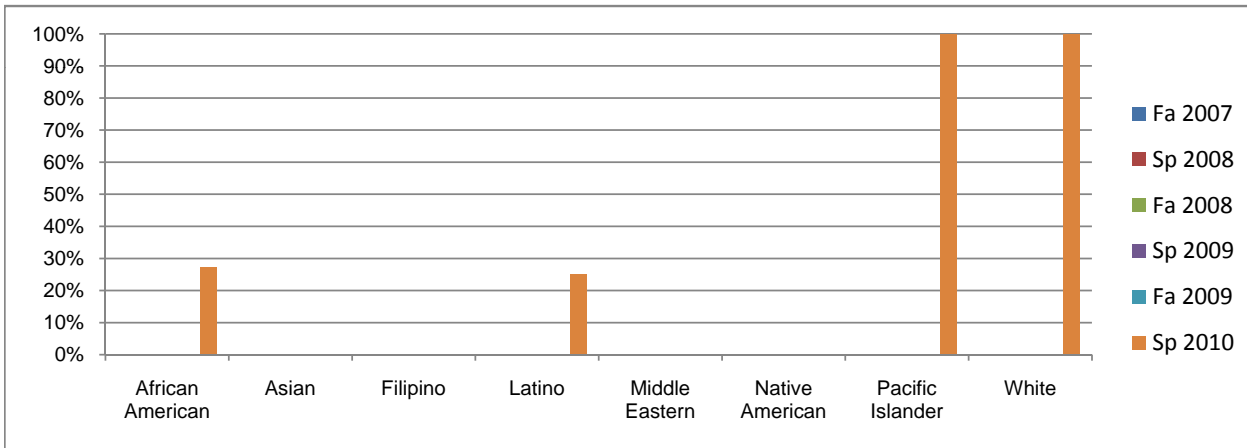
	Fa 2007	Sp 2008	Fa 2008	Sp 2009	Fa 2009	Sp 2010
Success	0%	0%	0%	0%	0%	43%
Non-Success	0%	0%	0%	0%	0%	14%
Withdrawal	0%	0%	0%	0%	0%	43%
Total Percent	0%	0%	0%	0%	0%	100%
Total Enrolled	0	0	0	0	0	21

Chabot
Success Rates By Gender and Semester
Course: GNST 4914



	Fa 2007	Sp 2008	Fa 2008	Sp 2009	Fa 2009	Sp 2010
Men						
Success	0%	0%	0%	0%	0%	25%
Non-Success	0%	0%	0%	0%	0%	0%
Withdrawal	0%	0%	0%	0%	0%	75%
Total Percent	0%	0%	0%	0%	0%	100%
Total Enrolled	0	0	0	0	0	8
Women						
Success	0%	0%	0%	0%	0%	54%
Non-Success	0%	0%	0%	0%	0%	23%
Withdrawal	0%	0%	0%	0%	0%	23%
Total Percent	0%	0%	0%	0%	0%	100%
Total Enrolled	0	0	0	0	0	13

Chabot
Success Rates By Ethnicity and Semester
Course: GNST 4914



	Fa 2007	Sp 2008	Fa 2008	Sp 2009	Fa 2009	Sp 2010
African American						
Success	0%	0%	0%	0%	0%	27%
Non-Success	0%	0%	0%	0%	0%	9%
Withdrawal	0%	0%	0%	0%	0%	64%
Total Percent	0%	0%	0%	0%	0%	100%
Total Enrolled	0	0	0	0	0	11
Asian						
Success	0%	0%	0%	0%	0%	0%
Non-Success	0%	0%	0%	0%	0%	0%
Withdrawal	0%	0%	0%	0%	0%	0%
Total Percent	0%	0%	0%	0%	0%	0%
Total Enrolled	0	0	0	0	0	0
Filipino						
Success	0%	0%	0%	0%	0%	0%
Non-Success	0%	0%	0%	0%	0%	0%
Withdrawal	0%	0%	0%	0%	0%	0%
Total Percent	0%	0%	0%	0%	0%	0%
Total Enrolled	0	0	0	0	0	0
Latino						
Success	0%	0%	0%	0%	0%	25%
Non-Success	0%	0%	0%	0%	0%	50%
Withdrawal	0%	0%	0%	0%	0%	25%
Total Percent	0%	0%	0%	0%	0%	100%
Total Enrolled	0	0	0	0	0	4
Middle Eastern						
Success	0%	0%	0%	0%	0%	0%
Non-Success	0%	0%	0%	0%	0%	0%
Withdrawal	0%	0%	0%	0%	0%	0%
Total Percent	0%	0%	0%	0%	0%	0%
Total Enrolled	0	0	0	0	0	0
Native American						
Success	0%	0%	0%	0%	0%	0%
Non-Success	0%	0%	0%	0%	0%	0%
Withdrawal	0%	0%	0%	0%	0%	0%
Total Percent	0%	0%	0%	0%	0%	0%
Total Enrolled	0	0	0	0	0	0
Pacific Islander						
Success	0%	0%	0%	0%	0%	100%
Non-Success	0%	0%	0%	0%	0%	0%
Withdrawal	0%	0%	0%	0%	0%	0%
Total Percent	0%	0%	0%	0%	0%	100%
Total Enrolled	0	0	0	0	0	1
White						
Success	0%	0%	0%	0%	0%	100%
Non-Success	0%	0%	0%	0%	0%	0%
Withdrawal	0%	0%	0%	0%	0%	0%
Total Percent	0%	0%	0%	0%	0%	100%
Total Enrolled	0	0	0	0	0	1