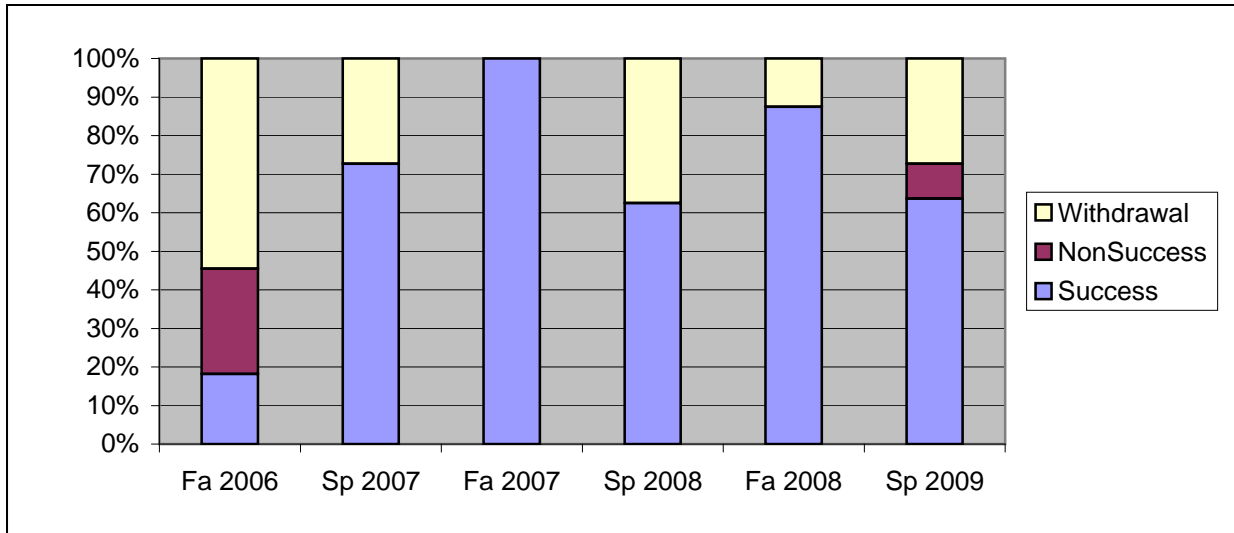
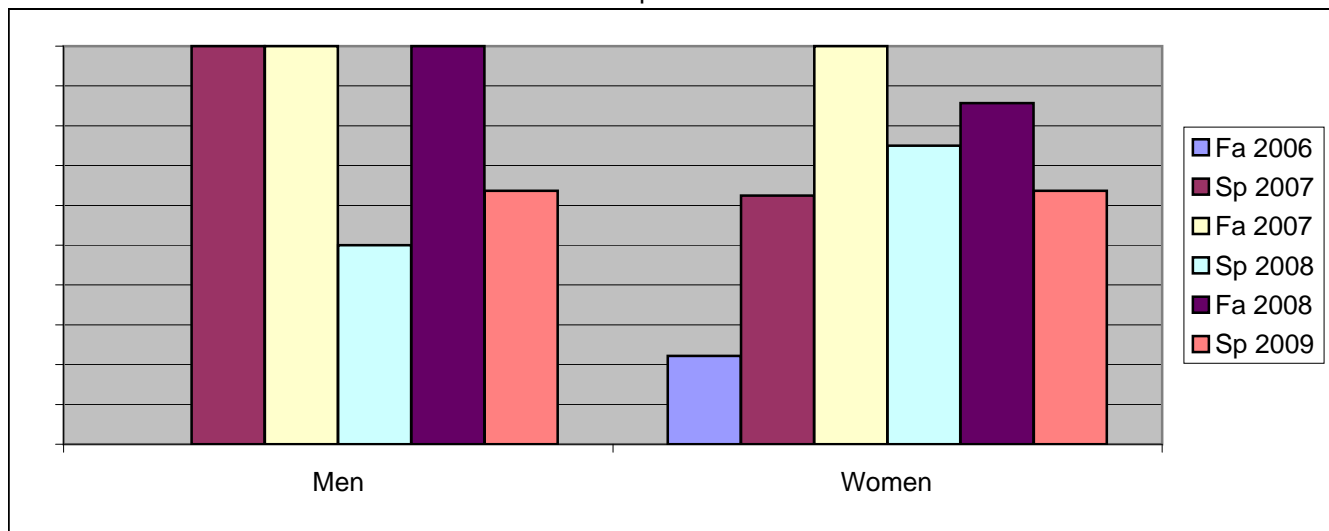


Chabot  
Success, Non-Success, and Withdrawal Rates By Semester  
Discipline: SERV



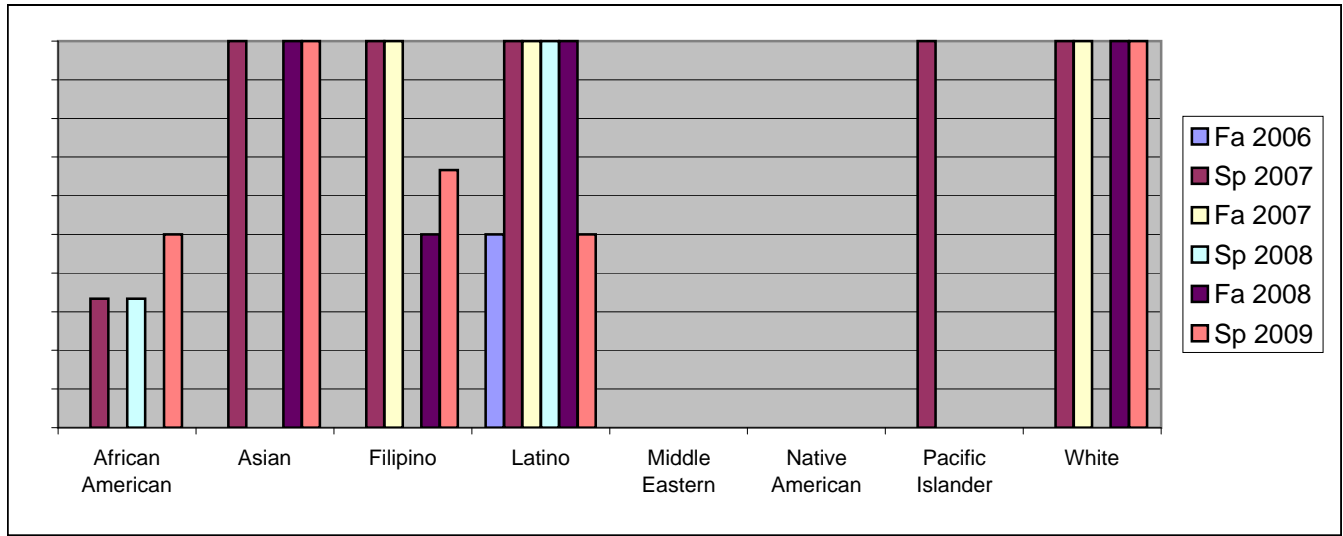
	Fa 2006	Sp 2007	Fa 2007	Sp 2008	Fa 2008	Sp 2009
Success	18%	73%	100%	63%	88%	64%
Non-Success	27%	0%	0%	0%	0%	9%
Withdrawal	55%	27%	0%	38%	13%	27%
Total Percent	100%	100%	100%	100%	100%	100%
Total Enrolled	11	11	6	8	8	22

Chabot  
Success Rates By Gender and Semester  
Discipline: SERV



	Fa 2006	Sp 2007	Fa 2007	Sp 2008	Fa 2008	Sp 2009
<b>Men</b>						
Success	0%	100%	100%	50%	100%	64%
Non-Success	0%	0%	0%	0%	0%	9%
Withdrawal	100%	0%	0%	50%	0%	27%
Total Percent	100%	100%	100%	100%	100%	100%
Total Enrolled	2	3	1	4	1	11
<b>Women</b>						
Success	22%	63%	100%	75%	86%	64%
Non-Success	33%	0%	0%	0%	0%	9%
Withdrawal	44%	38%	0%	25%	14%	27%
Total Percent	100%	100%	100%	100%	100%	100%
Total Enrolled	9	8	5	4	7	11

Chabot  
Success Rates By Ethnicity and Semester  
Discipline: SERV



	Fa 2006	Sp 2007	Fa 2007	Sp 2008	Fa 2008	Sp 2009
<b>African American</b>						
Success	0%	33%	0%	33%	0%	50%
Non-Success	0%	0%	0%	0%	0%	0%
Withdrawal	100%	67%	0%	67%	0%	50%
Total Percent	100%	100%	0%	100%	0%	100%
Total Enrolled	4	3	0	3	0	2
<b>Asian</b>						
Success	0%	100%	0%	0%	100%	100%
Non-Success	0%	0%	0%	0%	0%	0%
Withdrawal	0%	0%	0%	0%	0%	0%
Total Percent	0%	100%	0%	0%	100%	100%
Total Enrolled	0	1	0	0	2	1
<b>Filipino</b>						
Success	0%	100%	100%	0%	50%	67%
Non-Success	0%	0%	0%	0%	0%	0%
Withdrawal	100%	0%	0%	0%	50%	33%
Total Percent	100%	100%	100%	0%	100%	100%
Total Enrolled	1	1	1	0	2	3
<b>Latino</b>						
Success	50%	100%	100%	100%	100%	50%
Non-Success	50%	0%	0%	0%	0%	13%
Withdrawal	0%	0%	0%	0%	0%	38%
Total Percent	100%	100%	100%	100%	100%	100%
Total Enrolled	2	1	3	2	2	8
<b>Middle Eastern</b>						
Success	0%	0%	0%	0%	0%	0%
Non-Success	0%	0%	0%	0%	0%	0%
Withdrawal	0%	0%	0%	0%	0%	0%

Total Percent	0%	0%	0%	0%	0%	0%
Total Enrolled	<b>0</b>	<b>0</b>	<b>0</b>	<b>0</b>	<b>0</b>	<b>0</b>
<b>Native American</b>						
Success	0%	0%	0%	0%	0%	0%
Non-Success	100%	0%	0%	0%	0%	0%
Withdrawal	0%	100%	0%	0%	0%	0%
Total Percent	100%	100%	0%	0%	0%	0%
Total Enrolled	<b>1</b>	<b>1</b>	<b>0</b>	<b>0</b>	<b>0</b>	<b>0</b>
<b>Pacific Islander</b>						
Success	0%	100%	0%	0%	0%	0%
Non-Success	0%	0%	0%	0%	0%	0%
Withdrawal	0%	0%	0%	0%	0%	100%
Total Percent	0%	100%	0%	0%	0%	100%
Total Enrolled	<b>0</b>	<b>1</b>	<b>0</b>	<b>0</b>	<b>0</b>	<b>1</b>
<b>White</b>						
Success	0%	100%	100%	0%	100%	100%
Non-Success	100%	0%	0%	0%	0%	0%
Withdrawal	0%	0%	0%	0%	0%	0%
Total Percent	100%	100%	100%	0%	100%	100%
Total Enrolled	<b>1</b>	<b>2</b>	<b>1</b>	<b>0</b>	<b>1</b>	<b>5</b>