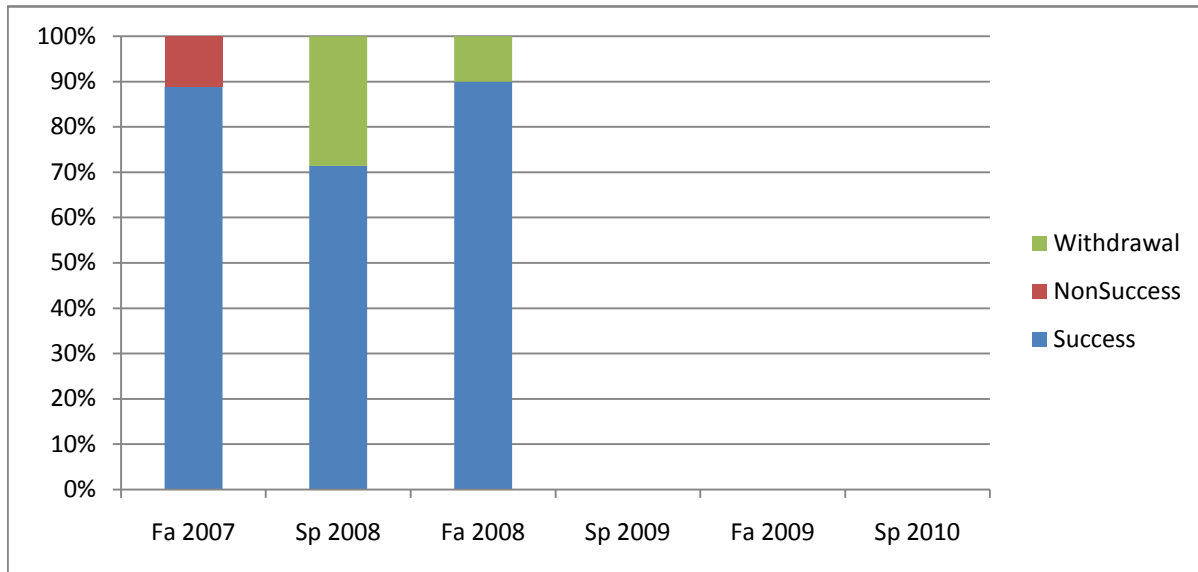
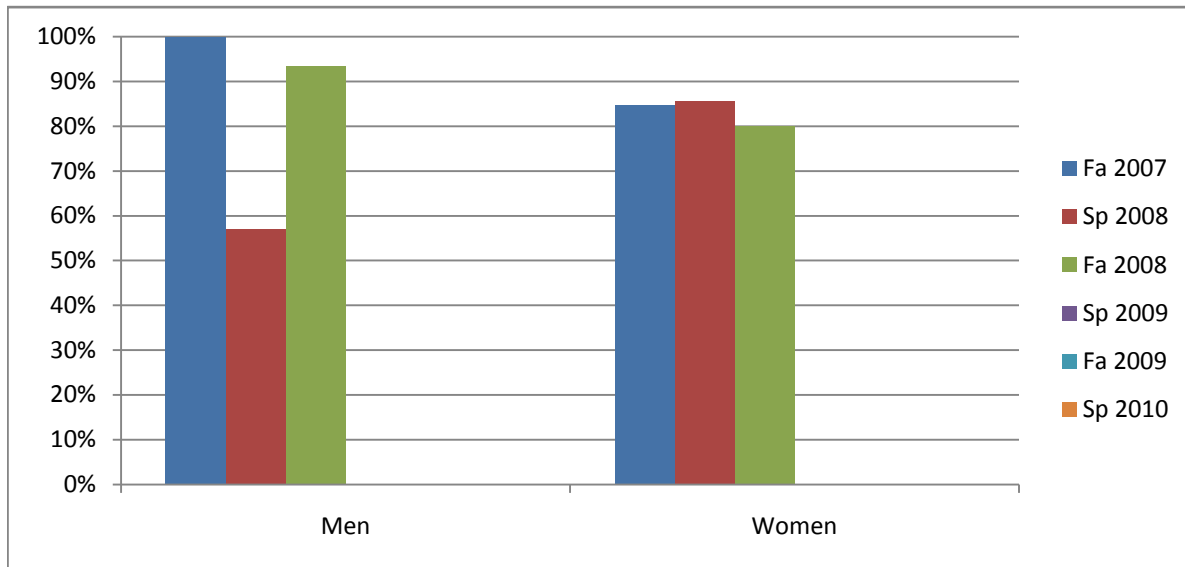


Chabot  
Success, Non-Success, and Withdrawal Rates By Semester  
Course: SPCH 2A



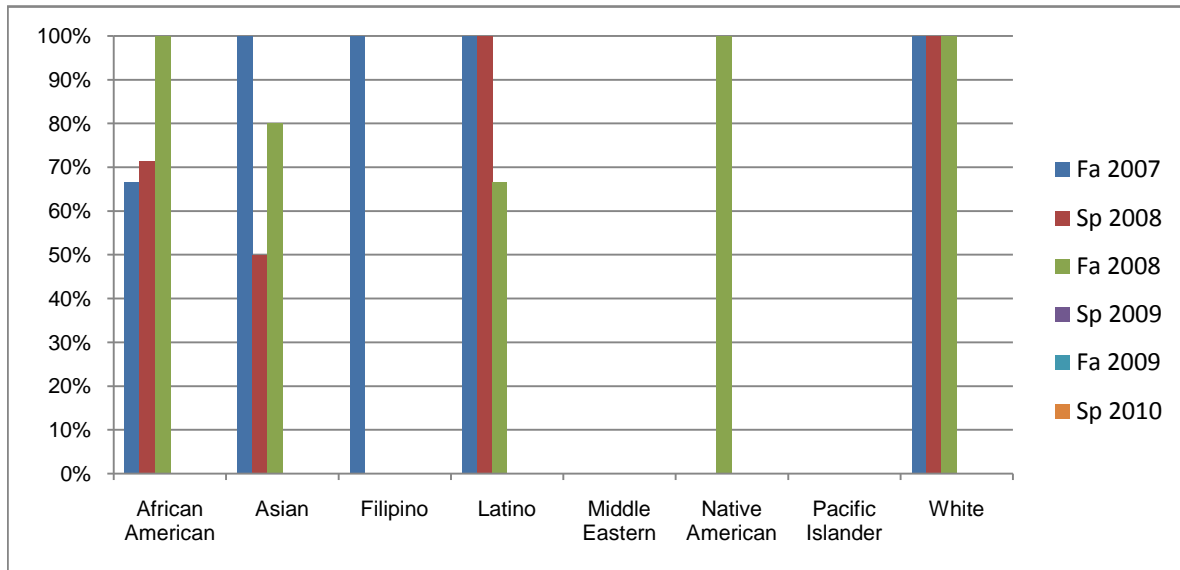
	Fa 2007	Sp 2008	Fa 2008	Sp 2009	Fa 2009	Sp 2010
Success	89%	71%	90%	0%	0%	0%
Non-Success	11%	0%	0%	0%	0%	0%
Withdrawal	0%	29%	10%	0%	0%	0%
Total Percent	100%	100%	100%	0%	0%	0%
Total Enrolled	18	14	20	0	0	0

Chabot  
Success Rates By Gender and Semester  
Course: SPCH 2A



	Fa 2007	Sp 2008	Fa 2008	Sp 2009	Fa 2009	Sp 2010
<b>Men</b>						
Success	100%	57%	93%	0%	0%	0%
Non-Success	0%	0%	0%	0%	0%	0%
Withdrawal	0%	43%	7%	0%	0%	0%
Total Percent	100%	100%	100%	0%	0%	0%
Total Enrolled	5	7	15	0	0	0
<b>Women</b>						
Success	85%	86%	80%	0%	0%	0%
Non-Success	15%	0%	0%	0%	0%	0%
Withdrawal	0%	14%	20%	0%	0%	0%
Total Percent	100%	100%	100%	0%	0%	0%
Total Enrolled	13	7	5	0	0	0

Chabot  
Success Rates By Ethnicity and Semester  
Course: SPCH 2A



	Fa 2007	Sp 2008	Fa 2008	Sp 2009	Fa 2009	Sp 2010
<b>African American</b>						
Success	67%	71%	100%	0%	0%	0%
Non-Success	33%	0%	0%	0%	0%	0%
Withdrawal	0%	29%	0%	0%	0%	0%
Total Percent	100%	100%	100%	0%	0%	0%
Total Enrolled	6	7	6	0	0	0
<b>Asian</b>						
Success	100%	50%	80%	0%	0%	0%
Non-Success	0%	0%	0%	0%	0%	0%
Withdrawal	0%	50%	20%	0%	0%	0%
Total Percent	100%	100%	100%	0%	0%	0%
Total Enrolled	4	4	5	0	0	0
<b>Filipino</b>						
Success	100%	0%	0%	0%	0%	0%
Non-Success	0%	0%	0%	0%	0%	0%
Withdrawal	0%	0%	0%	0%	0%	0%
Total Percent	100%	0%	0%	0%	0%	0%
Total Enrolled	2	0	0	0	0	0
<b>Latino</b>						
Success	100%	100%	67%	0%	0%	0%
Non-Success	0%	0%	0%	0%	0%	0%
Withdrawal	0%	0%	33%	0%	0%	0%
Total Percent	100%	100%	100%	0%	0%	0%
Total Enrolled	1	1	3	0	0	0
<b>Middle Eastern</b>						
Success	0%	0%	0%	0%	0%	0%
Non-Success	0%	0%	0%	0%	0%	0%
Withdrawal	0%	0%	0%	0%	0%	0%

	Total Percent	0%	0%	0%	0%	0%	0%
	Total Enrolled	0	0	0	0	0	0
<b>Native American</b>							
	Success	0%	0%	100%	0%	0%	0%
	Non-Success	0%	0%	0%	0%	0%	0%
	Withdrawal	0%	0%	0%	0%	0%	0%
	Total Percent	0%	0%	100%	0%	0%	0%
	Total Enrolled	0	0	1	0	0	0
<b>Pacific Islander</b>							
	Success	0%	0%	0%	0%	0%	0%
	Non-Success	0%	0%	0%	0%	0%	0%
	Withdrawal	0%	0%	0%	0%	0%	0%
	Total Percent	0%	0%	0%	0%	0%	0%
	Total Enrolled	0	0	0	0	0	0
<b>White</b>							
	Success	100%	100%	100%	0%	0%	0%
	Non-Success	0%	0%	0%	0%	0%	0%
	Withdrawal	0%	0%	0%	0%	0%	0%
	Total Percent	100%	100%	100%	0%	0%	0%
	Total Enrolled	2	2	4	0	0	0