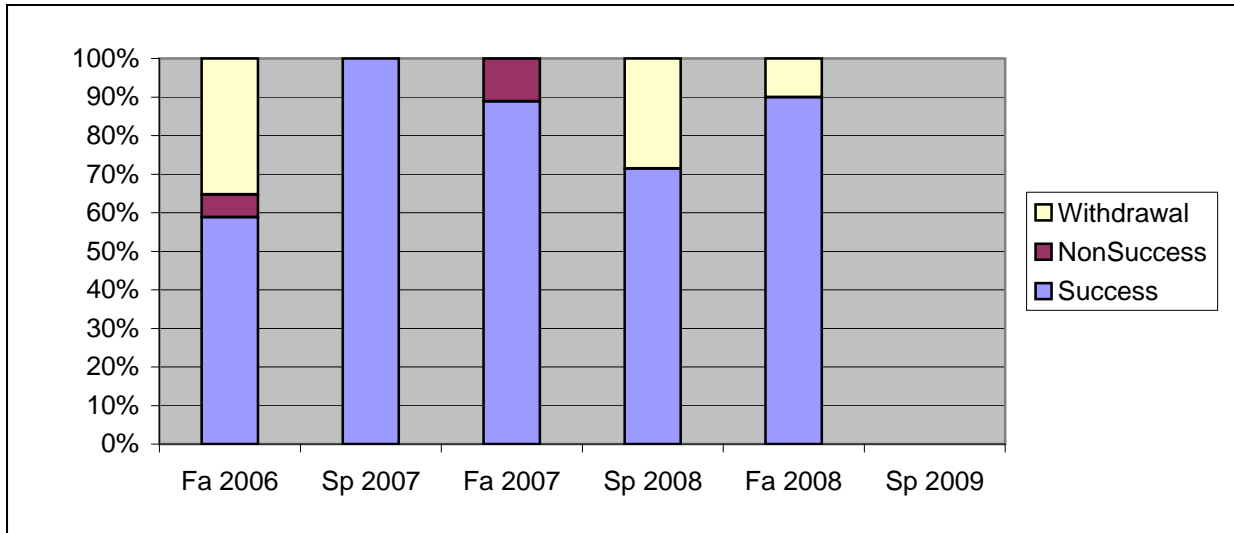
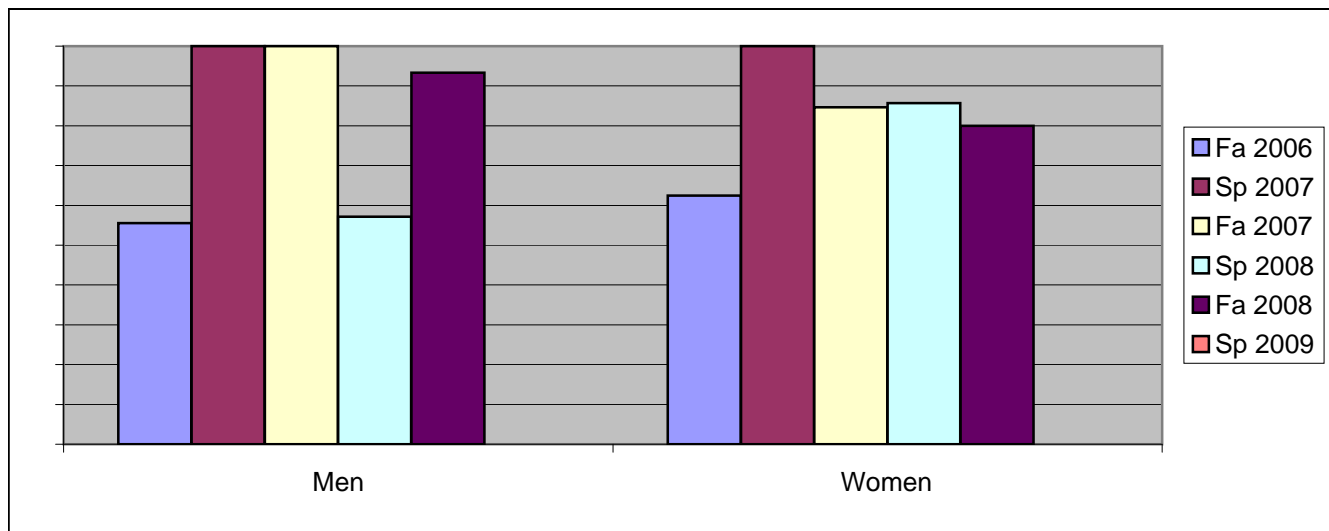


Chabot  
Success, Non-Success, and Withdrawal Rates By Semester  
Course: SPCH 2A



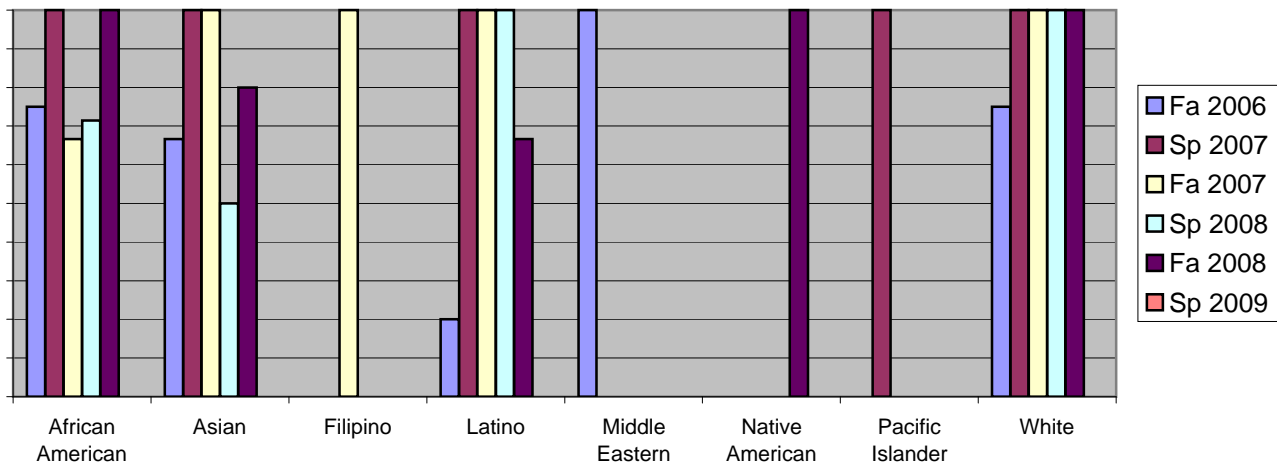
	Fa 2006	Sp 2007	Fa 2007	Sp 2008	Fa 2008	Sp 2009
Success	59%	100%	89%	71%	90%	0%
Non-Success	6%	0%	11%	0%	0%	0%
Withdrawal	35%	0%	0%	29%	10%	0%
Total Percent	100%	100%	100%	100%	100%	0%
Total Enrolled	17	11	18	14	20	0

Chabot  
Success Rates By Gender and Semester  
Course: SPCH 2A



	Fa 2006	Sp 2007	Fa 2007	Sp 2008	Fa 2008	Sp 2009
<b>Men</b>						
Success	56%	100%	100%	57%	93%	0%
Non-Success	11%	0%	0%	0%	0%	0%
Withdrawal	33%	0%	0%	43%	7%	0%
Total Percent	100%	100%	100%	100%	100%	0%
Total Enrolled	9	5	5	7	15	0
<b>Women</b>						
Success	63%	100%	85%	86%	80%	0%
Non-Success	0%	0%	15%	0%	0%	0%
Withdrawal	38%	0%	0%	14%	20%	0%
Total Percent	100%	100%	100%	100%	100%	0%
Total Enrolled	8	6	13	7	5	0

Chabot  
Success Rates By Ethnicity and Semester  
Course: SPCH 2A



	Fa 2006	Sp 2007	Fa 2007	Sp 2008	Fa 2008	Sp 2009
<b>African American</b>						
Success	75%	100%	67%	71%	100%	0%
Non-Success	0%	0%	33%	0%	0%	0%
Withdrawal	25%	0%	0%	29%	0%	0%
Total Percent	100%	100%	100%	100%	100%	0%
Total Enrolled	4	1	6	7	6	0
<b>Asian</b>						
Success	67%	100%	100%	50%	80%	0%
Non-Success	33%	0%	0%	0%	0%	0%
Withdrawal	0%	0%	0%	50%	20%	0%
Total Percent	100%	100%	100%	100%	100%	0%
Total Enrolled	3	2	4	4	5	0
<b>Filipino</b>						
Success	0%	0%	100%	0%	0%	0%
Non-Success	0%	0%	0%	0%	0%	0%
Withdrawal	0%	0%	0%	0%	0%	0%
Total Percent	0%	0%	100%	0%	0%	0%
Total Enrolled	0	0	2	0	0	0
<b>Latino</b>						
Success	20%	100%	100%	100%	67%	0%
Non-Success	0%	0%	0%	0%	0%	0%
Withdrawal	80%	0%	0%	0%	33%	0%
Total Percent	100%	100%	100%	100%	100%	0%
Total Enrolled	5	3	1	1	3	0
<b>Middle Eastern</b>						
Success	100%	0%	0%	0%	0%	0%
Non-Success	0%	0%	0%	0%	0%	0%
Withdrawal	0%	0%	0%	0%	0%	0%
Total Percent	100%	0%	0%	0%	0%	0%
Total Enrolled	1	0	0	0	0	0
<b>Native American</b>						
Success	0%	0%	0%	0%	100%	0%
Non-Success	0%	0%	0%	0%	0%	0%
Withdrawal	0%	0%	0%	0%	0%	0%

	Total Percent	0%	0%	0%	0%	100%	0%
	Total Enrolled	<b>0</b>	<b>0</b>	<b>0</b>	<b>0</b>	<b>1</b>	<b>0</b>
<b>Pacific Islander</b>							
	Success	0%	100%	0%	0%	0%	0%
	Non-Success	0%	0%	0%	0%	0%	0%
	Withdrawal	0%	0%	0%	0%	0%	0%
	Total Percent	0%	100%	0%	0%	0%	0%
	Total Enrolled	<b>0</b>	<b>1</b>	<b>0</b>	<b>0</b>	<b>0</b>	<b>0</b>
<b>White</b>							
	Success	75%	100%	100%	100%	100%	0%
	Non-Success	0%	0%	0%	0%	0%	0%
	Withdrawal	25%	0%	0%	0%	0%	0%
	Total Percent	100%	100%	100%	100%	100%	0%
	Total Enrolled	<b>4</b>	<b>2</b>	<b>2</b>	<b>2</b>	<b>4</b>	<b>0</b>