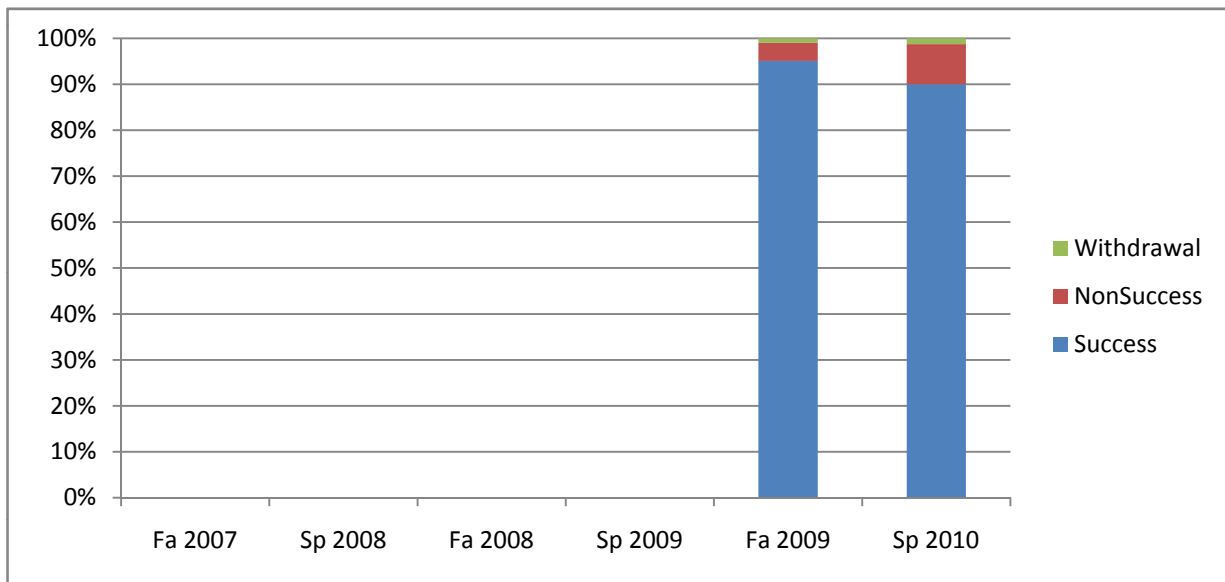
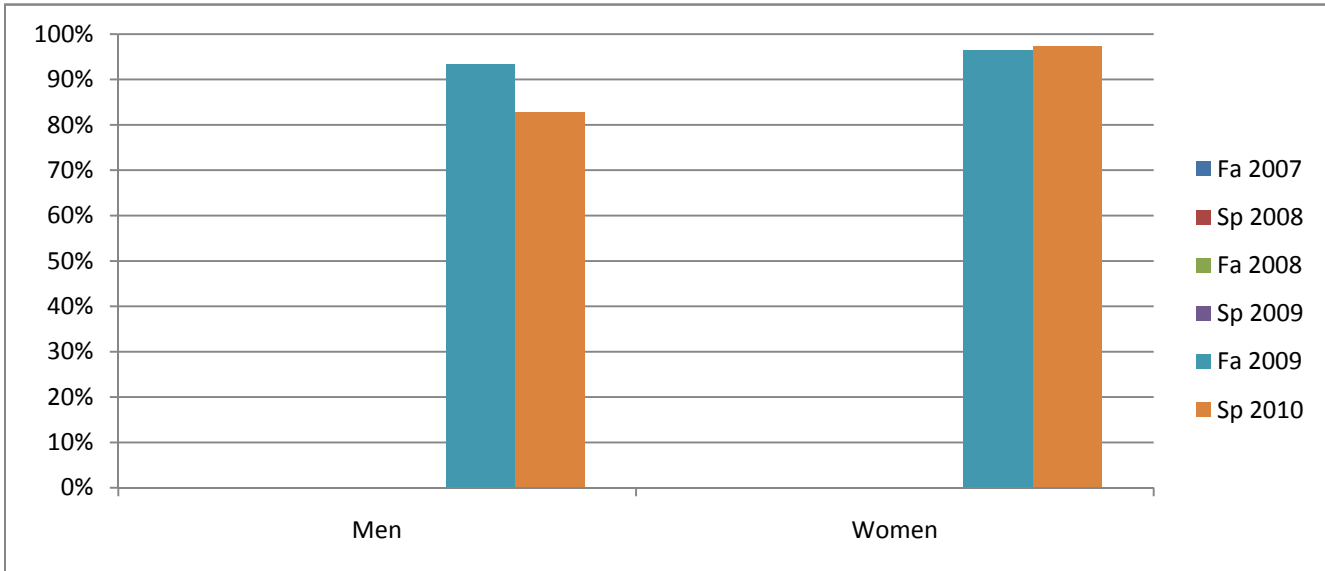


Chabot
Success, Non-Success, and Withdrawal Rates By Semester
Course: TUTR 1B



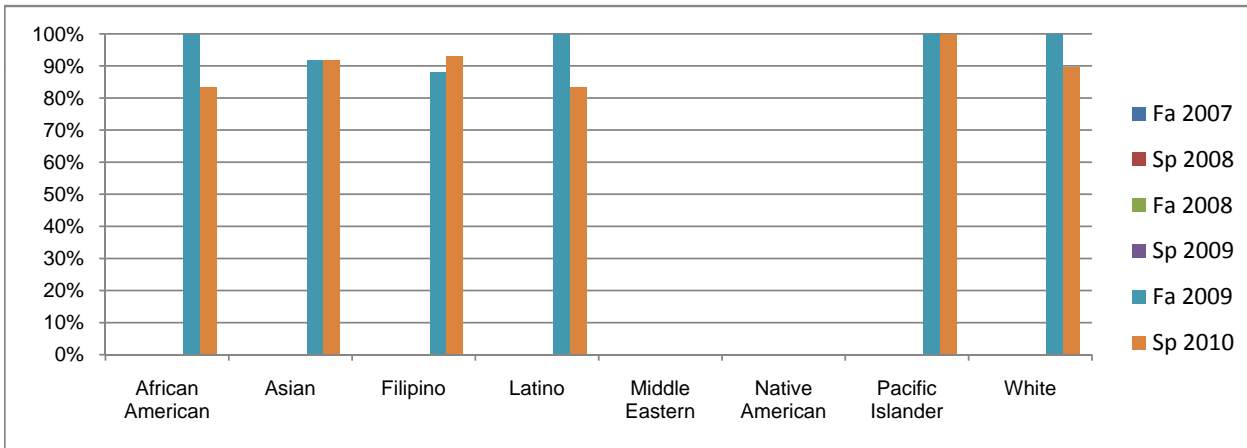
	Fa 2007	Sp 2008	Fa 2008	Sp 2009	Fa 2009	Sp 2010
Success	0%	0%	0%	0%	95%	90%
Non-Success	0%	0%	0%	0%	4%	9%
Withdrawal	0%	0%	0%	0%	1%	1%
Total Percent	0%	0%	0%	0%	100%	100%
Total Enrolled	0	0	0	0	102	80

Chabot
Success Rates By Gender and Semester
Course: TUTR 1B



	Fa 2007	Sp 2008	Fa 2008	Sp 2009	Fa 2009	Sp 2010
Men						
Success	0%	0%	0%	0%	93%	83%
Non-Success	0%	0%	0%	0%	4%	17%
Withdrawal	0%	0%	0%	0%	2%	0%
Total Percent	0%	0%	0%	0%	100%	100%
Total Enrolled	0	0	0	0	45	41
Women						
Success	0%	0%	0%	0%	96%	97%
Non-Success	0%	0%	0%	0%	4%	0%
Withdrawal	0%	0%	0%	0%	0%	3%
Total Percent	0%	0%	0%	0%	100%	100%
Total Enrolled	0	0	0	0	57	39

Chabot
Success Rates By Ethnicity and Semester
Course: TUTOR 1B



		Fa 2007	Sp 2008	Fa 2008	Sp 2009	Fa 2009	Sp 2010
African American							
	Success	0%	0%	0%	0%	100%	83%
	Non-Success	0%	0%	0%	0%	0%	17%
	Withdrawal	0%	0%	0%	0%	0%	0%
	Total Percent	0%	0%	0%	0%	100%	100%
	Total Enrolled	0	0	0	0	7	6
Asian							
	Success	0%	0%	0%	0%	92%	92%
	Non-Success	0%	0%	0%	0%	6%	8%
	Withdrawal	0%	0%	0%	0%	3%	0%
	Total Percent	0%	0%	0%	0%	100%	100%
	Total Enrolled	0	0	0	0	36	24
Filipino							
	Success	0%	0%	0%	0%	88%	93%
	Non-Success	0%	0%	0%	0%	12%	7%
	Withdrawal	0%	0%	0%	0%	0%	0%
	Total Percent	0%	0%	0%	0%	100%	100%
	Total Enrolled	0	0	0	0	17	14
Latino							
	Success	0%	0%	0%	0%	100%	83%
	Non-Success	0%	0%	0%	0%	0%	17%
	Withdrawal	0%	0%	0%	0%	0%	0%
	Total Percent	0%	0%	0%	0%	100%	100%
	Total Enrolled	0	0	0	0	11	12
Middle Eastern							
	Success	0%	0%	0%	0%	0%	0%
	Non-Success	0%	0%	0%	0%	0%	0%
	Withdrawal	0%	0%	0%	0%	0%	0%
	Total Percent	0%	0%	0%	0%	0%	0%
	Total Enrolled	0	0	0	0	0	0
Native American							
	Success	0%	0%	0%	0%	0%	0%
	Non-Success	0%	0%	0%	0%	0%	0%
	Withdrawal	0%	0%	0%	0%	0%	0%
	Total Percent	0%	0%	0%	0%	0%	0%
	Total Enrolled	0	0	0	0	0	0
Pacific Islander							
	Success	0%	0%	0%	0%	100%	100%
	Non-Success	0%	0%	0%	0%	0%	0%
	Withdrawal	0%	0%	0%	0%	0%	0%
	Total Percent	0%	0%	0%	0%	100%	100%
	Total Enrolled	0	0	0	0	1	1
White							
	Success	0%	0%	0%	0%	100%	89%
	Non-Success	0%	0%	0%	0%	0%	5%
	Withdrawal	0%	0%	0%	0%	0%	5%
	Total Percent	0%	0%	0%	0%	100%	100%
	Total Enrolled	0	0	0	0	20	19