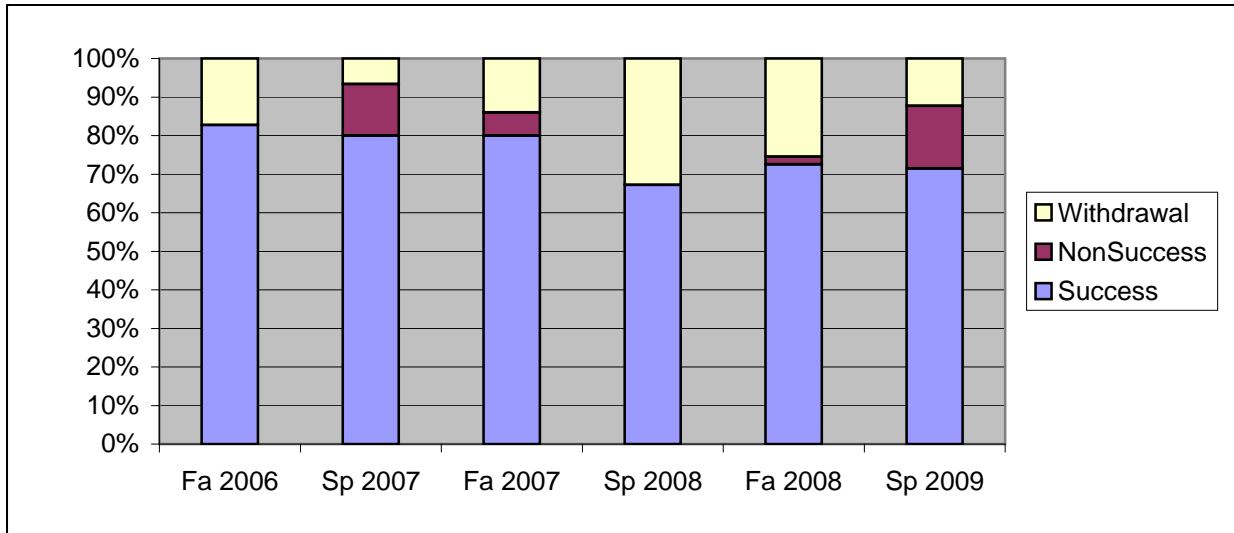
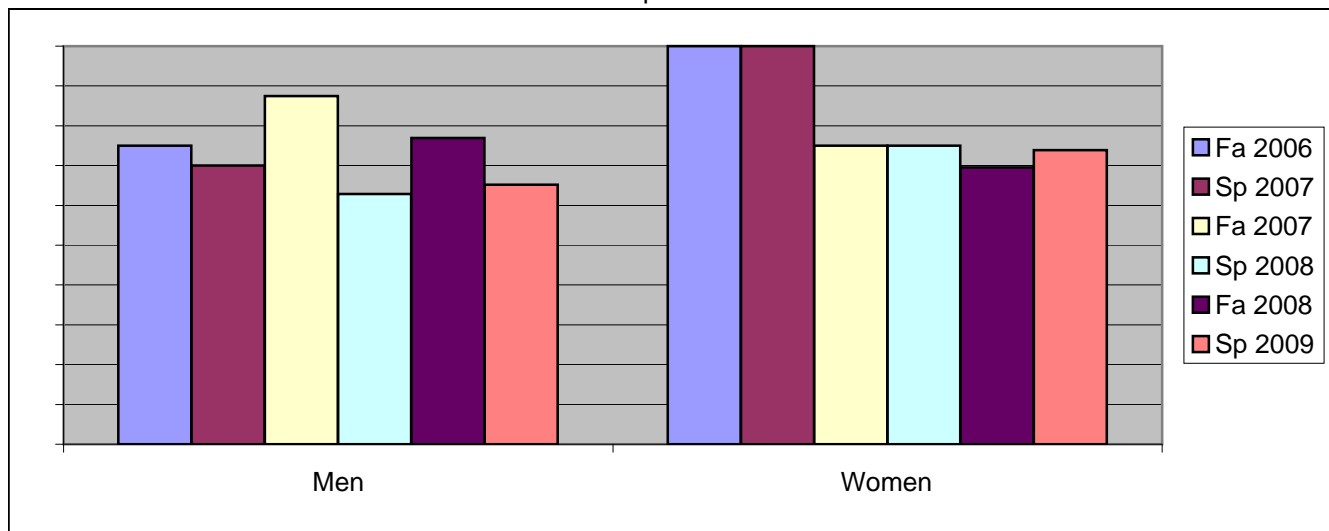


Chabot
Success, Non-Success, and Withdrawal Rates By Semester
Discipline: CHIN



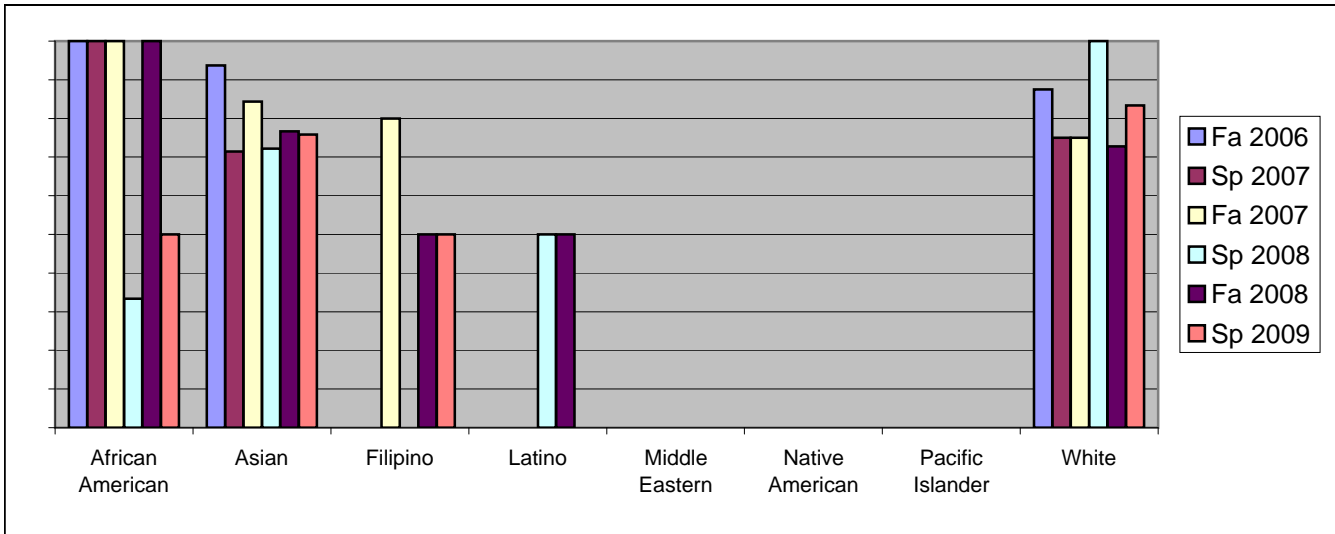
	Fa 2006	Sp 2007	Fa 2007	Sp 2008	Fa 2008	Sp 2009
Success	83%	80%	80%	67%	73%	71%
Non-Success	0%	13%	6%	0%	2%	16%
Withdrawal	17%	7%	14%	33%	25%	12%
Total Percent	100%	100%	100%	100%	100%	100%
Total Enrolled	29	15	50	61	51	49

Chabot
Success Rates By Gender and Semester
Discipline: CHIN



	Fa 2006	Sp 2007	Fa 2007	Sp 2008	Fa 2008	Sp 2009
Men						
Success	75%	70%	88%	63%	77%	65%
Non-Success	0%	20%	0%	0%	4%	26%
Withdrawal	25%	10%	13%	37%	19%	9%
Total Percent	100%	100%	100%	100%	100%	100%
Total Enrolled	20	10	24	35	26	23
Women						
Success	100%	100%	75%	75%	70%	74%
Non-Success	0%	0%	13%	0%	0%	9%
Withdrawal	0%	0%	13%	25%	30%	17%
Total Percent	100%	100%	100%	100%	100%	100%
Total Enrolled	8	4	24	24	23	23

Chabot
Success Rates By Ethnicity and Semester
Discipline: CHIN



	Fa 2006	Sp 2007	Fa 2007	Sp 2008	Fa 2008	Sp 2009
African American						
Success	100%	100%	100%	33%	100%	50%
Non-Success	0%	0%	0%	0%	0%	50%
Withdrawal	0%	0%	0%	67%	0%	0%
Total Percent	100%	100%	100%	100%	100%	100%
Total Enrolled	1	1	2	3	1	2
Asian						
Success	94%	71%	84%	72%	77%	76%
Non-Success	0%	14%	3%	0%	0%	7%
Withdrawal	6%	14%	13%	28%	23%	17%
Total Percent	100%	100%	100%	100%	100%	100%
Total Enrolled	16	7	32	36	30	29
Filipino						
Success	0%	0%	80%	0%	50%	50%
Non-Success	0%	0%	20%	0%	0%	50%
Withdrawal	100%	0%	0%	100%	50%	0%
Total Percent	100%	0%	100%	100%	100%	100%
Total Enrolled	1	0	5	3	4	2
Latino						
Success	0%	0%	0%	50%	50%	0%
Non-Success	0%	0%	50%	0%	0%	100%
Withdrawal	100%	0%	50%	50%	50%	0%
Total Percent	100%	0%	100%	100%	100%	100%
Total Enrolled	1	0	2	2	2	2
Middle Eastern						
Success	0%	0%	0%	0%	0%	0%
Non-Success	0%	0%	0%	0%	0%	0%
Withdrawal	0%	0%	0%	0%	0%	0%

Total Percent	0%	0%	0%	0%	0%	0%
Total Enrolled	0	0	0	0	0	0
Native American						
Success	0%	0%	0%	0%	0%	0%
Non-Success	0%	0%	0%	0%	0%	0%
Withdrawal	0%	0%	0%	0%	0%	0%
Total Percent	0%	0%	0%	0%	0%	0%
Total Enrolled	0	0	0	0	0	0
Pacific Islander						
Success	0%	0%	0%	0%	0%	0%
Non-Success	0%	0%	0%	0%	0%	0%
Withdrawal	0%	0%	0%	0%	0%	0%
Total Percent	0%	0%	0%	0%	0%	0%
Total Enrolled	0	0	0	0	0	0
White						
Success	88%	75%	75%	100%	73%	83%
Non-Success	0%	25%	0%	0%	9%	17%
Withdrawal	13%	0%	25%	0%	18%	0%
Total Percent	100%	100%	100%	100%	100%	100%
Total Enrolled	8	4	4	5	11	6