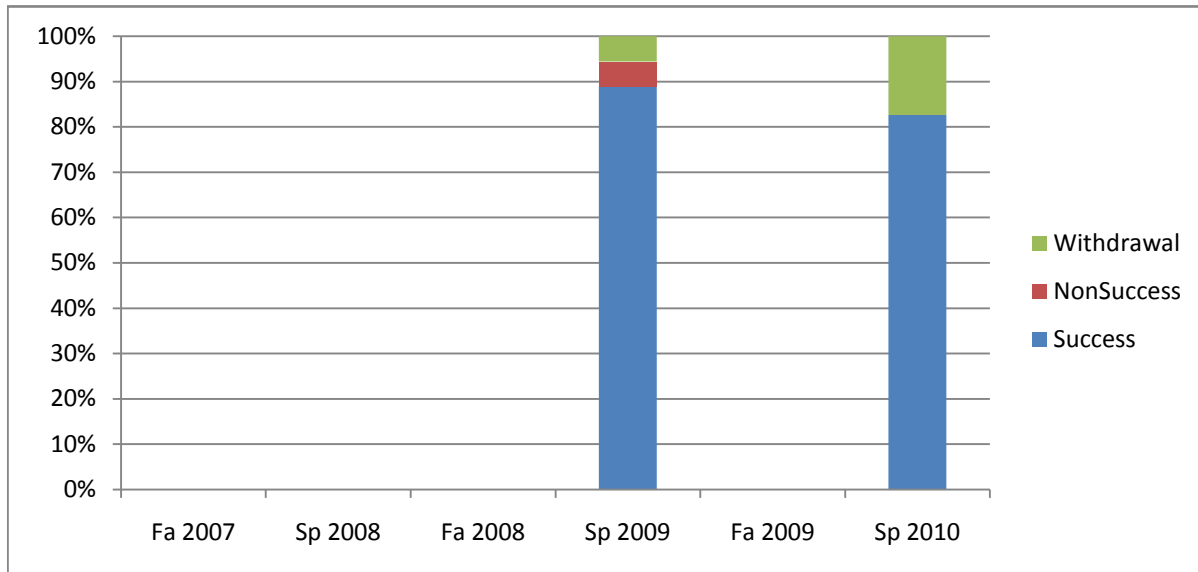
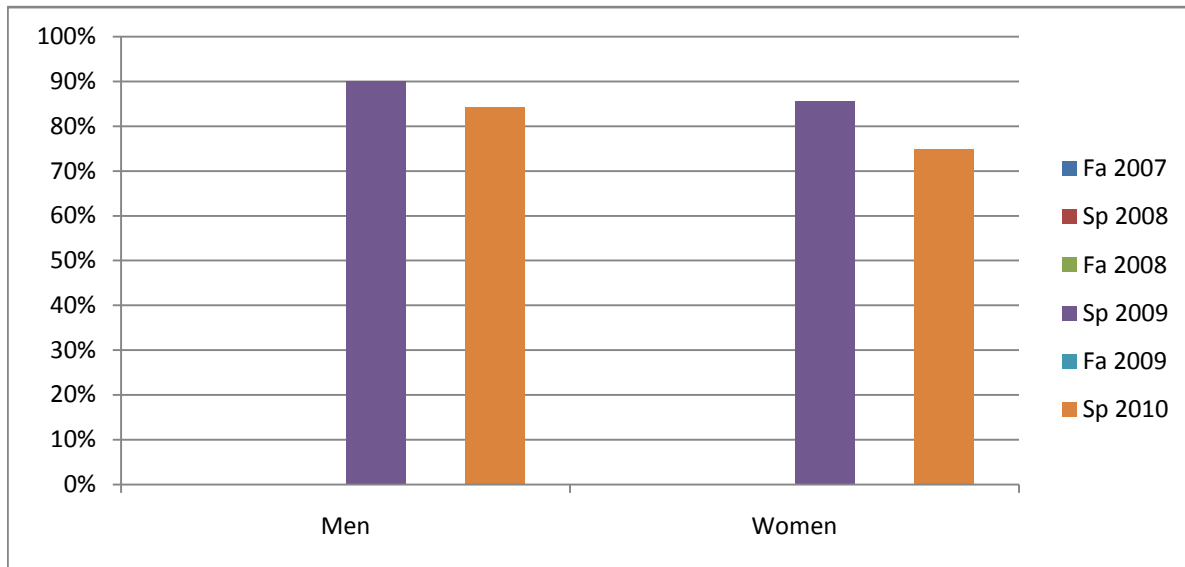


Chabot
Success, Non-Success, and Withdrawal Rates By Semester
Course: CHIN 1B



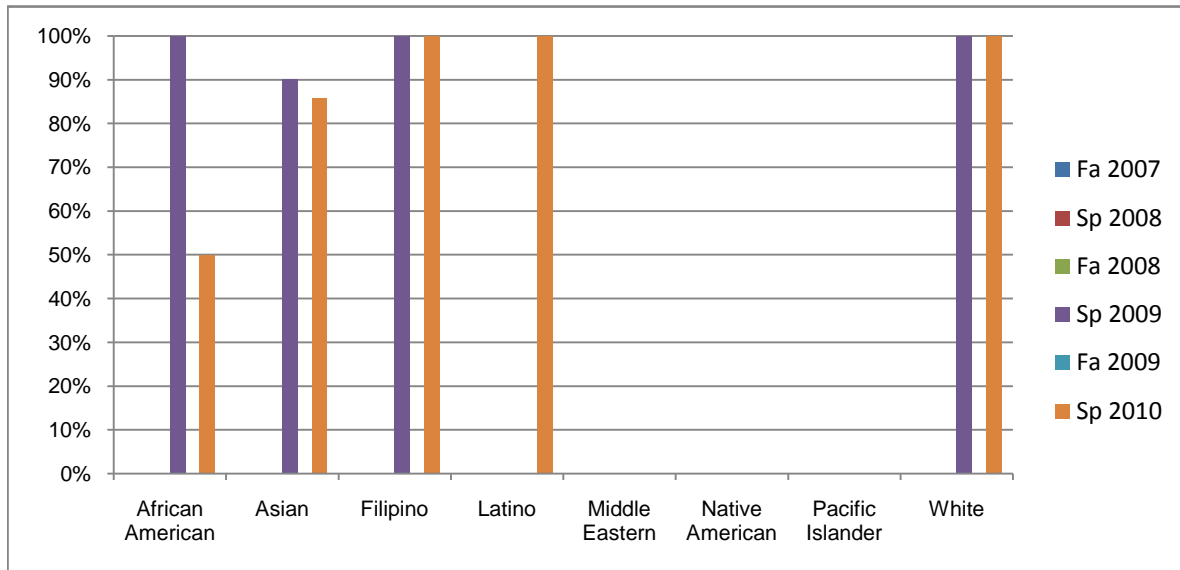
	Fa 2007	Sp 2008	Fa 2008	Sp 2009	Fa 2009	Sp 2010
Success	0%	0%	0%	89%	0%	83%
Non-Success	0%	0%	0%	6%	0%	0%
Withdrawal	0%	0%	0%	6%	0%	17%
Total Percent	0%	0%	0%	100%	0%	100%
Total Enrolled	0	0	0	18	0	23

Chabot
Success Rates By Gender and Semester
Course: CHIN 1B



	Fa 2007	Sp 2008	Fa 2008	Sp 2009	Fa 2009	Sp 2010
Men						
Success	0%	0%	0%	90%	0%	84%
Non-Success	0%	0%	0%	10%	0%	0%
Withdrawal	0%	0%	0%	0%	0%	16%
Total Percent	0%	0%	0%	100%	0%	100%
Total Enrolled	0	0	0	10	0	19
Women						
Success	0%	0%	0%	86%	0%	75%
Non-Success	0%	0%	0%	0%	0%	0%
Withdrawal	0%	0%	0%	14%	0%	25%
Total Percent	0%	0%	0%	100%	0%	100%
Total Enrolled	0	0	0	7	0	4

Chabot
Success Rates By Ethnicity and Semester
Course: CHIN 1B



	Fa 2007	Sp 2008	Fa 2008	Sp 2009	Fa 2009	Sp 2010
African American						
Success	0%	0%	0%	100%	0%	50%
Non-Success	0%	0%	0%	0%	0%	0%
Withdrawal	0%	0%	0%	0%	0%	50%
Total Percent	0%	0%	0%	100%	0%	100%
Total Enrolled	0	0	0	1	0	2
Asian						
Success	0%	0%	0%	90%	0%	86%
Non-Success	0%	0%	0%	0%	0%	0%
Withdrawal	0%	0%	0%	10%	0%	14%
Total Percent	0%	0%	0%	100%	0%	100%
Total Enrolled	0	0	0	10	0	14
Filipino						
Success	0%	0%	0%	100%	0%	100%
Non-Success	0%	0%	0%	0%	0%	0%
Withdrawal	0%	0%	0%	0%	0%	0%
Total Percent	0%	0%	0%	100%	0%	100%
Total Enrolled	0	0	0	1	0	1
Latino						
Success	0%	0%	0%	0%	0%	100%
Non-Success	0%	0%	0%	0%	0%	0%
Withdrawal	0%	0%	0%	0%	0%	0%
Total Percent	0%	0%	0%	0%	0%	100%
Total Enrolled	0	0	0	0	0	2
Middle Eastern						
Success	0%	0%	0%	0%	0%	0%
Non-Success	0%	0%	0%	0%	0%	0%
Withdrawal	0%	0%	0%	0%	0%	0%

	Total Percent	0%	0%	0%	0%	0%	0%
	Total Enrolled	0	0	0	0	0	0
Native American							
	Success	0%	0%	0%	0%	0%	0%
	Non-Success	0%	0%	0%	0%	0%	0%
	Withdrawal	0%	0%	0%	0%	0%	0%
	Total Percent	0%	0%	0%	0%	0%	0%
	Total Enrolled	0	0	0	0	0	0
Pacific Islander							
	Success	0%	0%	0%	0%	0%	0%
	Non-Success	0%	0%	0%	0%	0%	0%
	Withdrawal	0%	0%	0%	0%	0%	100%
	Total Percent	0%	0%	0%	0%	0%	100%
	Total Enrolled	0	0	0	0	0	1
White							
	Success	0%	0%	0%	100%	0%	100%
	Non-Success	0%	0%	0%	0%	0%	0%
	Withdrawal	0%	0%	0%	0%	0%	0%
	Total Percent	0%	0%	0%	100%	0%	100%
	Total Enrolled	0	0	0	3	0	2