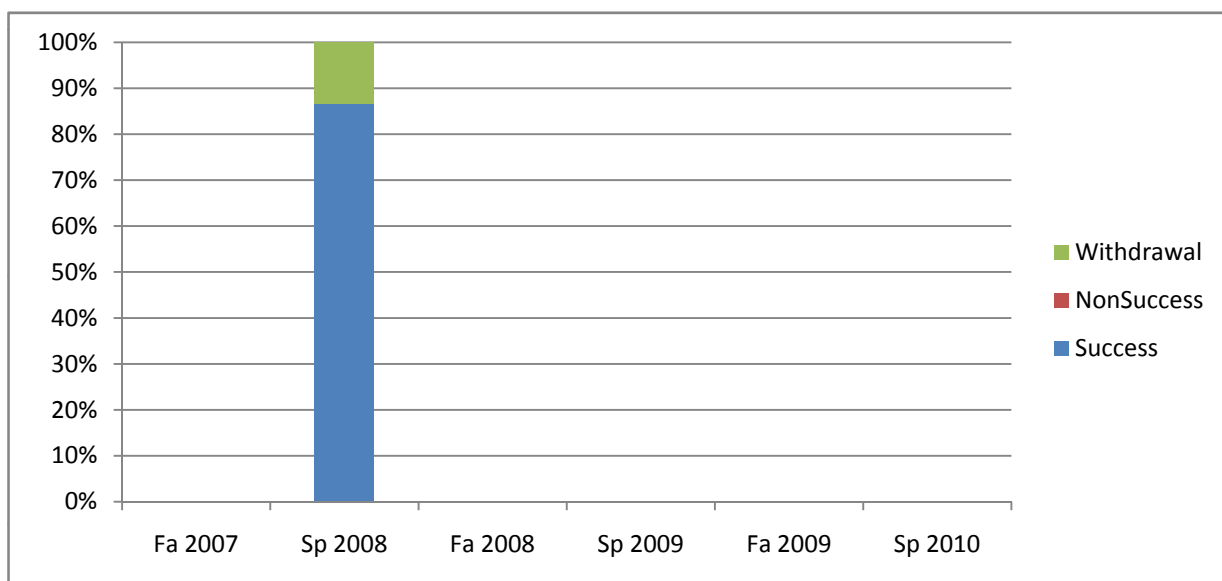
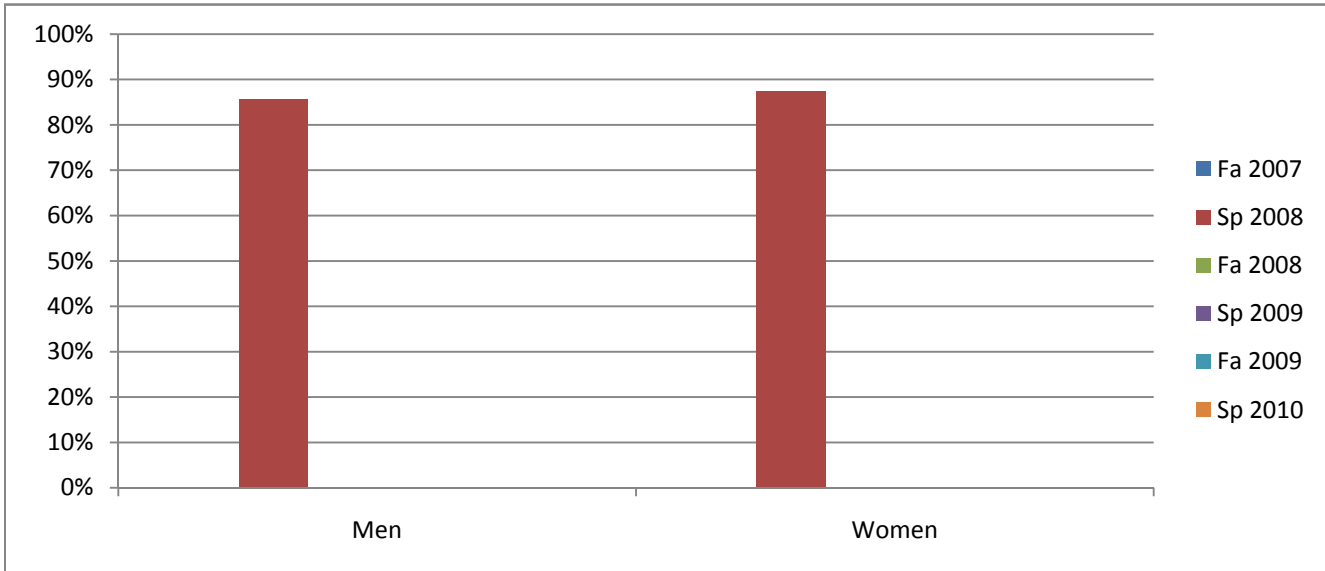


Chabot  
Success, Non-Success, and Withdrawal Rates By Semester  
Course: CHIN 4903



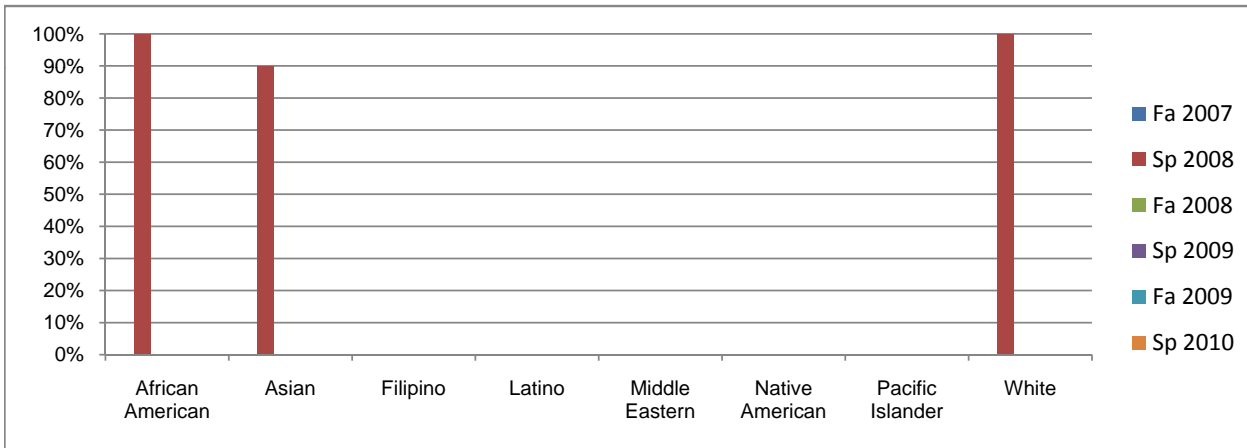
	Fa 2007	Sp 2008	Fa 2008	Sp 2009	Fa 2009	Sp 2010
Success	0%	87%	0%	0%	0%	0%
Non-Success	0%	0%	0%	0%	0%	0%
Withdrawal	0%	13%	0%	0%	0%	0%
Total Percent	0%	100%	0%	0%	0%	0%
Total Enrolled	0	15	0	0	0	0

Chabot  
Success Rates By Gender and Semester  
Course: CHIN 4903



	Fa 2007	Sp 2008	Fa 2008	Sp 2009	Fa 2009	Sp 2010
<b>Men</b>						
Success	0%	86%	0%	0%	0%	0%
Non-Success	0%	0%	0%	0%	0%	0%
Withdrawal	0%	14%	0%	0%	0%	0%
Total Percent	0%	100%	0%	0%	0%	0%
Total Enrolled	0	7	0	0	0	0
<b>Women</b>						
Success	0%	88%	0%	0%	0%	0%
Non-Success	0%	0%	0%	0%	0%	0%
Withdrawal	0%	13%	0%	0%	0%	0%
Total Percent	0%	100%	0%	0%	0%	0%
Total Enrolled	0	8	0	0	0	0

Chabot  
Success Rates By Ethnicity and Semester  
Course: CHIN 4903



	Fa 2007	Sp 2008	Fa 2008	Sp 2009	Fa 2009	Sp 2010
<b>African American</b>						
Success	0%	100%	0%	0%	0%	0%
Non-Success	0%	0%	0%	0%	0%	0%
Withdrawal	0%	0%	0%	0%	0%	0%
Total Percent	0%	100%	0%	0%	0%	0%
Total Enrolled	0	1	0	0	0	0
<b>Asian</b>						
Success	0%	90%	0%	0%	0%	0%
Non-Success	0%	0%	0%	0%	0%	0%
Withdrawal	0%	10%	0%	0%	0%	0%
Total Percent	0%	100%	0%	0%	0%	0%
Total Enrolled	0	10	0	0	0	0
<b>Filipino</b>						
Success	0%	0%	0%	0%	0%	0%
Non-Success	0%	0%	0%	0%	0%	0%
Withdrawal	0%	0%	0%	0%	0%	0%
Total Percent	0%	0%	0%	0%	0%	0%
Total Enrolled	0	0	0	0	0	0
<b>Latino</b>						
Success	0%	0%	0%	0%	0%	0%
Non-Success	0%	0%	0%	0%	0%	0%
Withdrawal	0%	0%	0%	0%	0%	0%
Total Percent	0%	0%	0%	0%	0%	0%
Total Enrolled	0	0	0	0	0	0
<b>Middle Eastern</b>						
Success	0%	0%	0%	0%	0%	0%
Non-Success	0%	0%	0%	0%	0%	0%
Withdrawal	0%	0%	0%	0%	0%	0%
Total Percent	0%	0%	0%	0%	0%	0%
Total Enrolled	0	0	0	0	0	0
<b>Native American</b>						
Success	0%	0%	0%	0%	0%	0%
Non-Success	0%	0%	0%	0%	0%	0%
Withdrawal	0%	0%	0%	0%	0%	0%
Total Percent	0%	0%	0%	0%	0%	0%
Total Enrolled	0	0	0	0	0	0
<b>Pacific Islander</b>						
Success	0%	0%	0%	0%	0%	0%
Non-Success	0%	0%	0%	0%	0%	0%
Withdrawal	0%	0%	0%	0%	0%	0%
Total Percent	0%	0%	0%	0%	0%	0%
Total Enrolled	0	0	0	0	0	0
<b>White</b>						
Success	0%	100%	0%	0%	0%	0%
Non-Success	0%	0%	0%	0%	0%	0%
Withdrawal	0%	0%	0%	0%	0%	0%
Total Percent	0%	100%	0%	0%	0%	0%
Total Enrolled	0	1	0	0	0	0