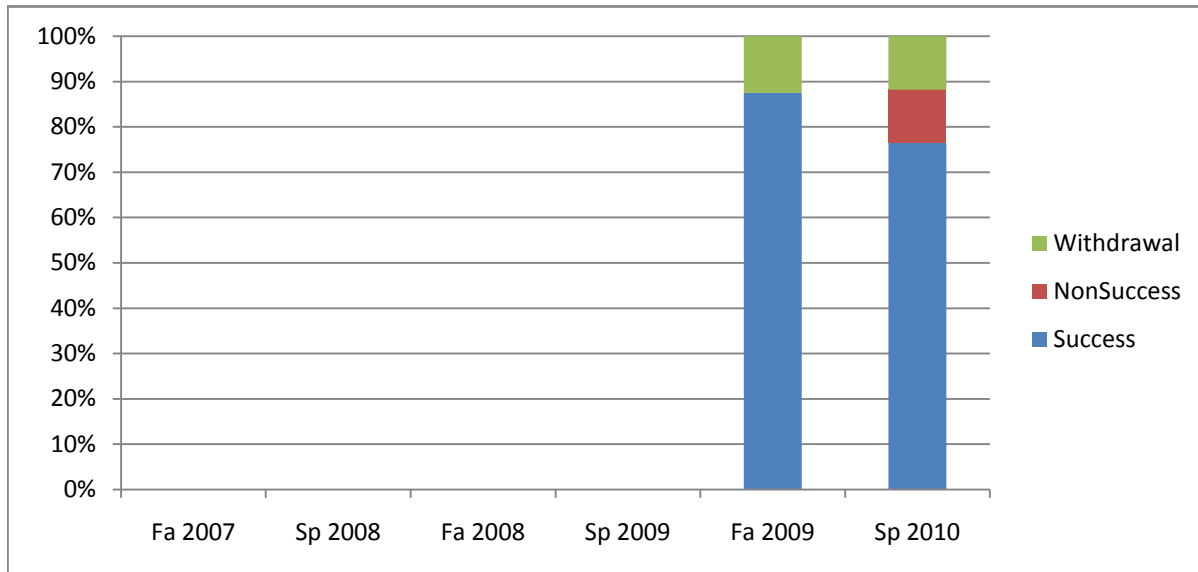
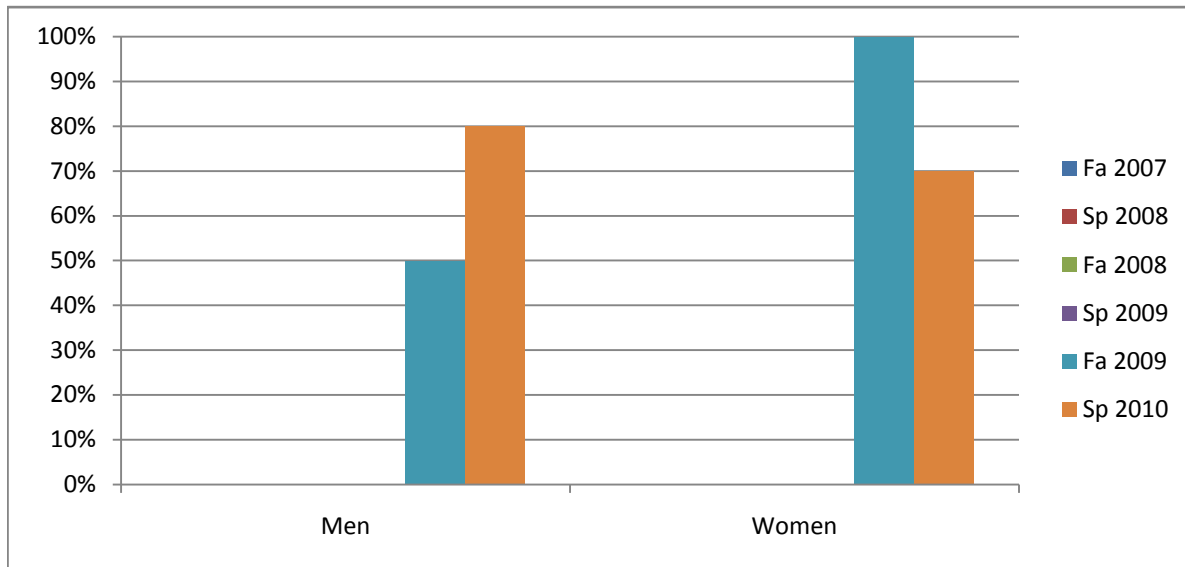


Chabot
Success, Non-Success, and Withdrawal Rates By Semester
Course: FRNC 2A



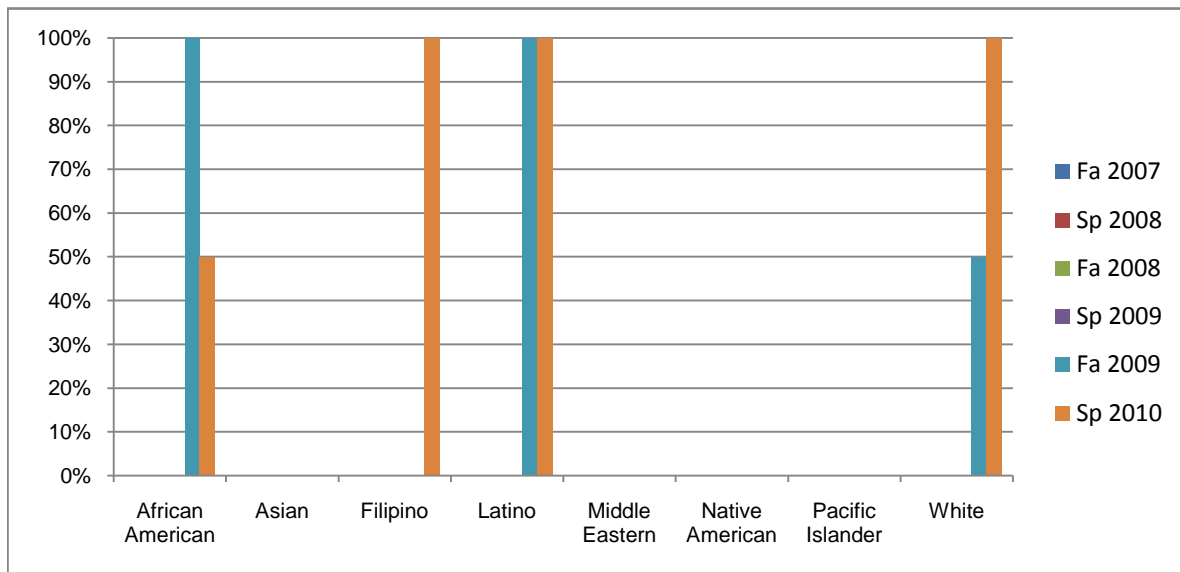
	Fa 2007	Sp 2008	Fa 2008	Sp 2009	Fa 2009	Sp 2010
Success	0%	0%	0%	0%	88%	76%
Non-Success	0%	0%	0%	0%	0%	12%
Withdrawal	0%	0%	0%	0%	13%	12%
Total Percent	0%	0%	0%	0%	100%	100%
Total Enrolled	0	0	0	0	8	17

Chabot
Success Rates By Gender and Semester
Course: FRNC 2A



	Fa 2007	Sp 2008	Fa 2008	Sp 2009	Fa 2009	Sp 2010
Men						
Success	0%	0%	0%	0%	50%	80%
Non-Success	0%	0%	0%	0%	0%	20%
Withdrawal	0%	0%	0%	0%	50%	0%
Total Percent	0%	0%	0%	0%	100%	100%
Total Enrolled	0	0	0	0	2	5
Women						
Success	0%	0%	0%	0%	100%	70%
Non-Success	0%	0%	0%	0%	0%	10%
Withdrawal	0%	0%	0%	0%	0%	20%
Total Percent	0%	0%	0%	0%	100%	100%
Total Enrolled	0	0	0	0	6	10

Chabot
Success Rates By Ethnicity and Semester
Course: FRNC 2A



	Fa 2007	Sp 2008	Fa 2008	Sp 2009	Fa 2009	Sp 2010
African American						
Success	0%	0%	0%	0%	100%	50%
Non-Success	0%	0%	0%	0%	0%	25%
Withdrawal	0%	0%	0%	0%	0%	25%
Total Percent	0%	0%	0%	0%	100%	100%
Total Enrolled	0	0	0	0	3	4
Asian						
Success	0%	0%	0%	0%	0%	0%
Non-Success	0%	0%	0%	0%	0%	50%
Withdrawal	0%	0%	0%	0%	0%	50%
Total Percent	0%	0%	0%	0%	0%	100%
Total Enrolled	0	0	0	0	0	2
Filipino						
Success	0%	0%	0%	0%	0%	100%
Non-Success	0%	0%	0%	0%	0%	0%
Withdrawal	0%	0%	0%	0%	0%	0%
Total Percent	0%	0%	0%	0%	0%	100%
Total Enrolled	0	0	0	0	0	1
Latino						
Success	0%	0%	0%	0%	100%	100%
Non-Success	0%	0%	0%	0%	0%	0%
Withdrawal	0%	0%	0%	0%	0%	0%
Total Percent	0%	0%	0%	0%	100%	100%
Total Enrolled	0	0	0	0	2	5
Middle Eastern						
Success	0%	0%	0%	0%	0%	0%
Non-Success	0%	0%	0%	0%	0%	0%
Withdrawal	0%	0%	0%	0%	0%	0%

	Total Percent	0%	0%	0%	0%	0%	0%
	Total Enrolled	0	0	0	0	0	0
Native American							
	Success	0%	0%	0%	0%	0%	0%
	Non-Success	0%	0%	0%	0%	0%	0%
	Withdrawal	0%	0%	0%	0%	0%	0%
	Total Percent	0%	0%	0%	0%	0%	0%
	Total Enrolled	0	0	0	0	0	0
Pacific Islander							
	Success	0%	0%	0%	0%	0%	0%
	Non-Success	0%	0%	0%	0%	0%	0%
	Withdrawal	0%	0%	0%	0%	0%	0%
	Total Percent	0%	0%	0%	0%	0%	0%
	Total Enrolled	0	0	0	0	0	0
White							
	Success	0%	0%	0%	0%	50%	100%
	Non-Success	0%	0%	0%	0%	0%	0%
	Withdrawal	0%	0%	0%	0%	50%	0%
	Total Percent	0%	0%	0%	0%	100%	100%
	Total Enrolled	0	0	0	0	2	3