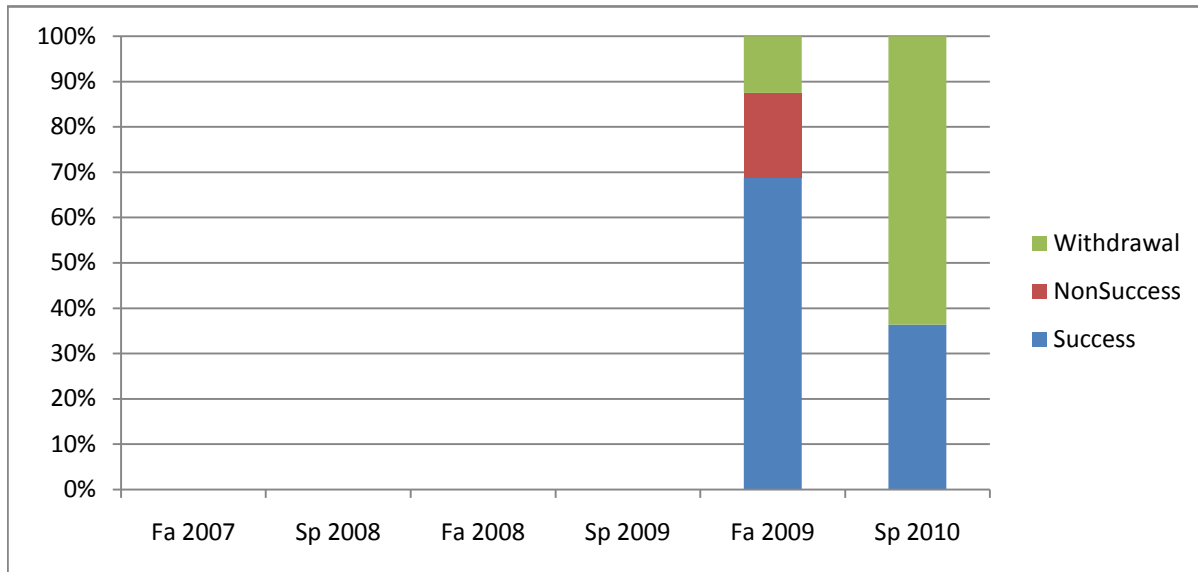
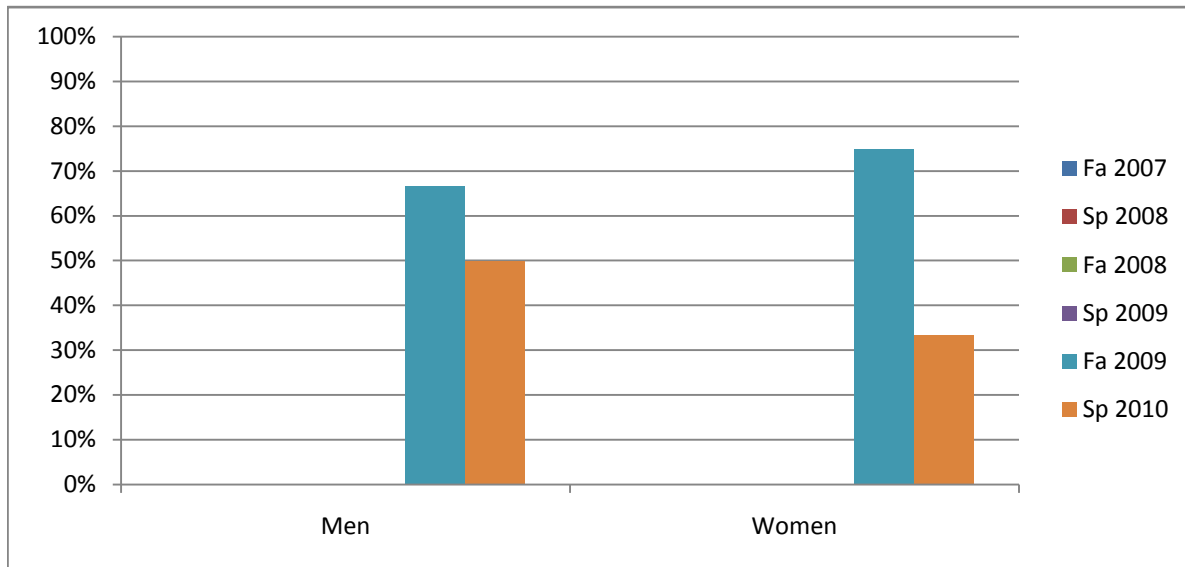


Chabot  
Success, Non-Success, and Withdrawal Rates By Semester  
Course: FRNC 50A



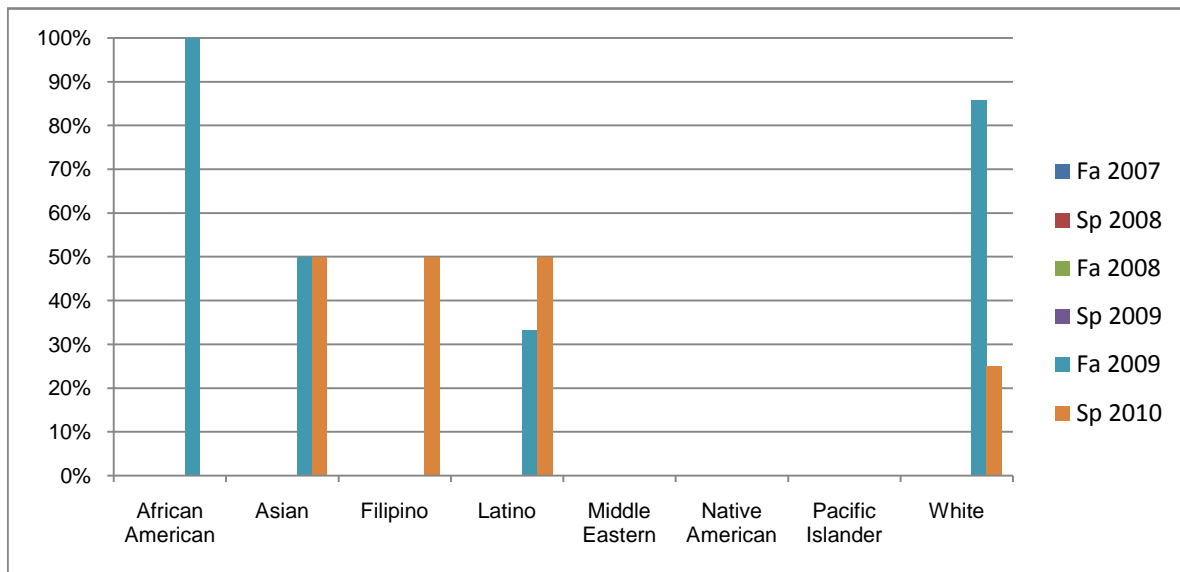
	Fa 2007	Sp 2008	Fa 2008	Sp 2009	Fa 2009	Sp 2010
Success	0%	0%	0%	0%	69%	36%
Non-Success	0%	0%	0%	0%	19%	0%
Withdrawal	0%	0%	0%	0%	13%	64%
Total Percent	0%	0%	0%	0%	100%	100%
Total Enrolled	0	0	0	0	16	11

Chabot  
Success Rates By Gender and Semester  
Course: FRNC 50A



	Fa 2007	Sp 2008	Fa 2008	Sp 2009	Fa 2009	Sp 2010
<b>Men</b>						
Success	0%	0%	0%	0%	67%	50%
Non-Success	0%	0%	0%	0%	33%	0%
Withdrawal	0%	0%	0%	0%	0%	50%
Total Percent	0%	0%	0%	0%	100%	100%
Total Enrolled	0	0	0	0	3	2
<b>Women</b>						
Success	0%	0%	0%	0%	75%	33%
Non-Success	0%	0%	0%	0%	8%	0%
Withdrawal	0%	0%	0%	0%	17%	67%
Total Percent	0%	0%	0%	0%	100%	100%
Total Enrolled	0	0	0	0	12	9

Chabot  
Success Rates By Ethnicity and Semester  
Course: FRNC 50A



		Fa 2007	Sp 2008	Fa 2008	Sp 2009	Fa 2009	Sp 2010
<b>African American</b>							
	Success	0%	0%	0%	0%	100%	0%
	Non-Success	0%	0%	0%	0%	0%	0%
	Withdrawal	0%	0%	0%	0%	0%	100%
	Total Percent	0%	0%	0%	0%	100%	100%
	Total Enrolled	0	0	0	0	2	1
<b>Asian</b>							
	Success	0%	0%	0%	0%	50%	50%
	Non-Success	0%	0%	0%	0%	50%	0%
	Withdrawal	0%	0%	0%	0%	0%	50%
	Total Percent	0%	0%	0%	0%	100%	100%
	Total Enrolled	0	0	0	0	2	2
<b>Filipino</b>							
	Success	0%	0%	0%	0%	0%	50%
	Non-Success	0%	0%	0%	0%	0%	0%
	Withdrawal	0%	0%	0%	0%	0%	50%
	Total Percent	0%	0%	0%	0%	0%	100%
	Total Enrolled	0	0	0	0	0	2
<b>Latino</b>							
	Success	0%	0%	0%	0%	33%	50%
	Non-Success	0%	0%	0%	0%	33%	0%
	Withdrawal	0%	0%	0%	0%	33%	50%
	Total Percent	0%	0%	0%	0%	100%	100%
	Total Enrolled	0	0	0	0	3	2
<b>Middle Eastern</b>							
	Success	0%	0%	0%	0%	0%	0%
	Non-Success	0%	0%	0%	0%	0%	0%
	Withdrawal	0%	0%	0%	0%	0%	0%

	Total Percent	0%	0%	0%	0%	0%	0%
	Total Enrolled	0	0	0	0	0	0
<b>Native American</b>							
	Success	0%	0%	0%	0%	0%	0%
	Non-Success	0%	0%	0%	0%	0%	0%
	Withdrawal	0%	0%	0%	0%	0%	0%
	Total Percent	0%	0%	0%	0%	0%	0%
	Total Enrolled	0	0	0	0	0	0
<b>Pacific Islander</b>							
	Success	0%	0%	0%	0%	0%	0%
	Non-Success	0%	0%	0%	0%	100%	0%
	Withdrawal	0%	0%	0%	0%	0%	0%
	Total Percent	0%	0%	0%	0%	100%	0%
	Total Enrolled	0	0	0	0	1	0
<b>White</b>							
	Success	0%	0%	0%	0%	86%	25%
	Non-Success	0%	0%	0%	0%	0%	0%
	Withdrawal	0%	0%	0%	0%	14%	75%
	Total Percent	0%	0%	0%	0%	100%	100%
	Total Enrolled	0	0	0	0	7	4