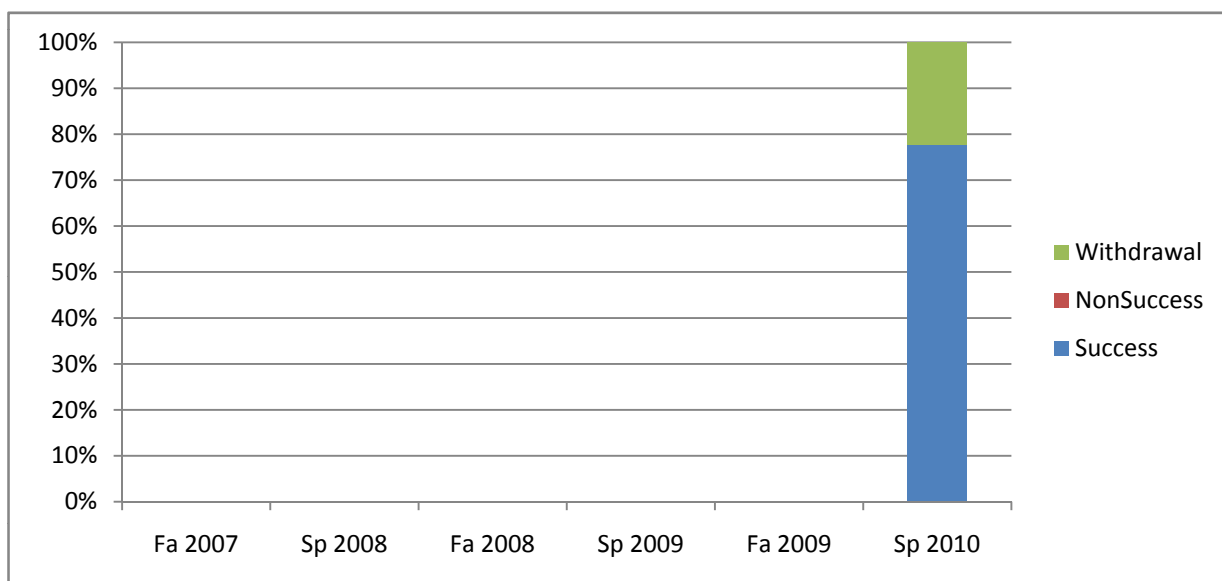
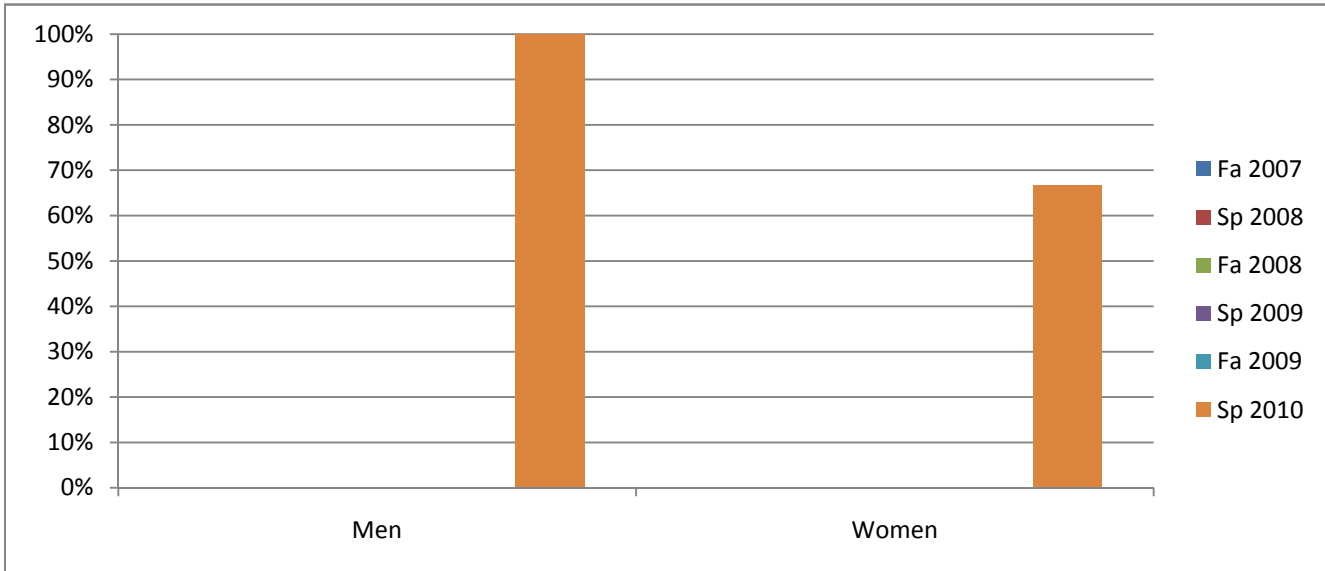


Chabot  
Success, Non-Success, and Withdrawal Rates By Semester  
Course: FRNC 50B



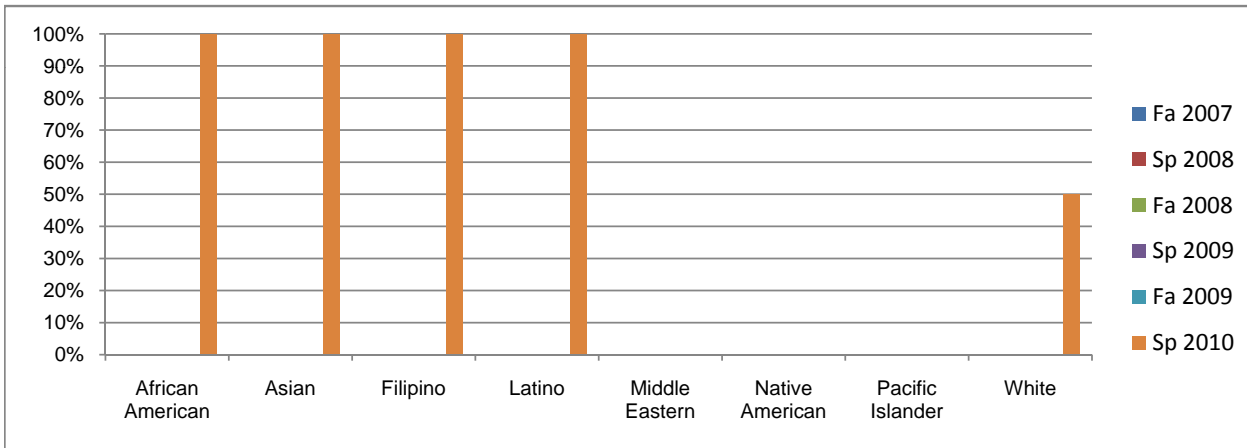
	Fa 2007	Sp 2008	Fa 2008	Sp 2009	Fa 2009	Sp 2010
Success	0%	0%	0%	0%	0%	78%
Non-Success	0%	0%	0%	0%	0%	0%
Withdrawal	0%	0%	0%	0%	0%	22%
Total Percent	0%	0%	0%	0%	0%	100%
Total Enrolled	0	0	0	0	0	9

Chabot  
Success Rates By Gender and Semester  
Course: FRNC 50B



	Fa 2007	Sp 2008	Fa 2008	Sp 2009	Fa 2009	Sp 2010
<b>Men</b>						
Success	0%	0%	0%	0%	0%	100%
Non-Success	0%	0%	0%	0%	0%	0%
Withdrawal	0%	0%	0%	0%	0%	0%
Total Percent	0%	0%	0%	0%	0%	100%
Total Enrolled	0	0	0	0	0	3
<b>Women</b>						
Success	0%	0%	0%	0%	0%	67%
Non-Success	0%	0%	0%	0%	0%	0%
Withdrawal	0%	0%	0%	0%	0%	33%
Total Percent	0%	0%	0%	0%	0%	100%
Total Enrolled	0	0	0	0	0	6

Chabot  
Success Rates By Ethnicity and Semester  
Course: FRNC 50B



		Fa 2007	Sp 2008	Fa 2008	Sp 2009	Fa 2009	Sp 2010
<b>African American</b>							
	Success	0%	0%	0%	0%	0%	100%
	Non-Success	0%	0%	0%	0%	0%	0%
	Withdrawal	0%	0%	0%	0%	0%	0%
	Total Percent	0%	0%	0%	0%	0%	100%
	Total Enrolled	0	0	0	0	0	1
<b>Asian</b>							
	Success	0%	0%	0%	0%	0%	100%
	Non-Success	0%	0%	0%	0%	0%	0%
	Withdrawal	0%	0%	0%	0%	0%	0%
	Total Percent	0%	0%	0%	0%	0%	100%
	Total Enrolled	0	0	0	0	0	1
<b>Filipino</b>							
	Success	0%	0%	0%	0%	0%	100%
	Non-Success	0%	0%	0%	0%	0%	0%
	Withdrawal	0%	0%	0%	0%	0%	0%
	Total Percent	0%	0%	0%	0%	0%	100%
	Total Enrolled	0	0	0	0	0	1
<b>Latino</b>							
	Success	0%	0%	0%	0%	0%	100%
	Non-Success	0%	0%	0%	0%	0%	0%
	Withdrawal	0%	0%	0%	0%	0%	0%
	Total Percent	0%	0%	0%	0%	0%	100%
	Total Enrolled	0	0	0	0	0	1
<b>Middle Eastern</b>							
	Success	0%	0%	0%	0%	0%	0%
	Non-Success	0%	0%	0%	0%	0%	0%
	Withdrawal	0%	0%	0%	0%	0%	0%
	Total Percent	0%	0%	0%	0%	0%	0%
	Total Enrolled	0	0	0	0	0	0
<b>Native American</b>							
	Success	0%	0%	0%	0%	0%	0%
	Non-Success	0%	0%	0%	0%	0%	0%
	Withdrawal	0%	0%	0%	0%	0%	0%
	Total Percent	0%	0%	0%	0%	0%	0%
	Total Enrolled	0	0	0	0	0	0
<b>Pacific Islander</b>							
	Success	0%	0%	0%	0%	0%	0%
	Non-Success	0%	0%	0%	0%	0%	0%
	Withdrawal	0%	0%	0%	0%	0%	0%
	Total Percent	0%	0%	0%	0%	0%	0%
	Total Enrolled	0	0	0	0	0	0
<b>White</b>							
	Success	0%	0%	0%	0%	0%	50%
	Non-Success	0%	0%	0%	0%	0%	0%
	Withdrawal	0%	0%	0%	0%	0%	50%
	Total Percent	0%	0%	0%	0%	0%	100%
	Total Enrolled	0	0	0	0	0	4