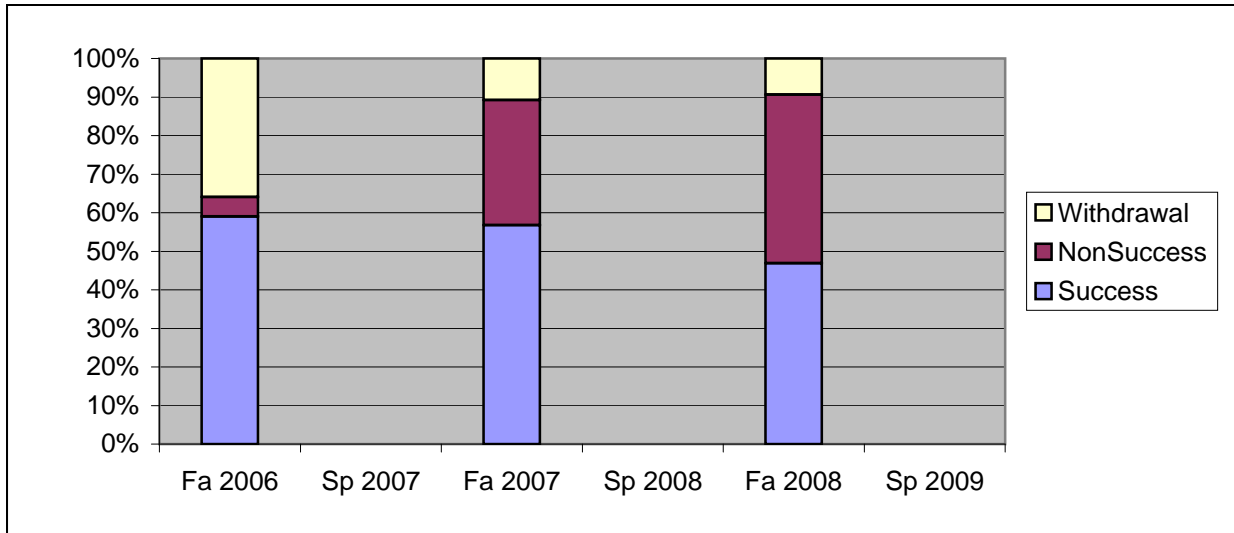
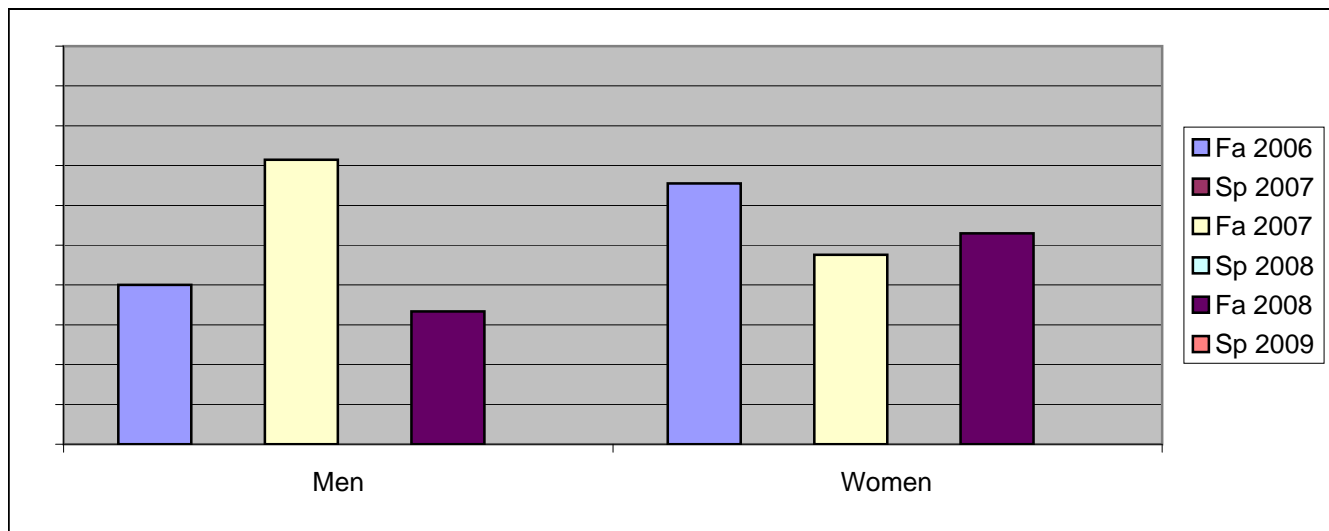


Chabot
Success, Non-Success, and Withdrawal Rates By Semester
Course: ITAL 1A



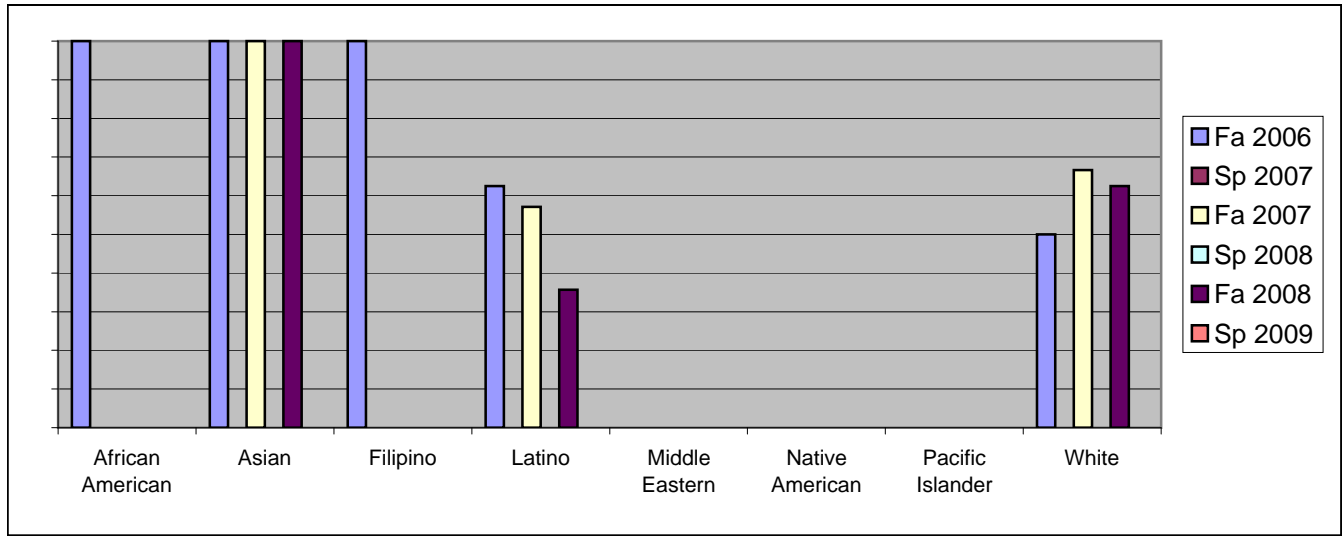
	Fa 2006	Sp 2007	Fa 2007	Sp 2008	Fa 2008	Sp 2009
Success	59%	0%	57%	0%	47%	0%
Non-Success	5%	0%	32%	0%	44%	0%
Withdrawal	36%	0%	11%	0%	9%	0%
Total Percent	100%	0%	100%	0%	100%	0%
Total Enrolled	39	0	37	0	32	0

Chabot
Success Rates By Gender and Semester
Course: ITAL 1A



	Fa 2006	Sp 2007	Fa 2007	Sp 2008	Fa 2008	Sp 2009
Men						
Success	40%	0%	71%	0%	33%	0%
Non-Success	10%	0%	29%	0%	42%	0%
Withdrawal	50%	0%	0%	0%	25%	0%
Total Percent	100%	0%	100%	0%	100%	0%
Total Enrolled	10	0	14	0	12	0
Women						
Success	66%	0%	48%	0%	53%	0%
Non-Success	3%	0%	38%	0%	47%	0%
Withdrawal	31%	0%	14%	0%	0%	0%
Total Percent	100%	0%	100%	0%	100%	0%
Total Enrolled	29	0	21	0	17	0

Chabot
Success Rates By Ethnicity and Semester
Course: ITAL 1A



	Fa 2006	Sp 2007	Fa 2007	Sp 2008	Fa 2008	Sp 2009
African American						
Success	100%	0%	0%	0%	0%	0%
Non-Success	0%	0%	0%	0%	100%	0%
Withdrawal	0%	0%	100%	0%	0%	0%
Total Percent	100%	0%	100%	0%	100%	0%
Total Enrolled	1	0	1	0	1	0
Asian						
Success	100%	0%	100%	0%	100%	0%
Non-Success	0%	0%	0%	0%	0%	0%
Withdrawal	0%	0%	0%	0%	0%	0%
Total Percent	100%	0%	100%	0%	100%	0%
Total Enrolled	2	0	1	0	1	0
Filipino						
Success	100%	0%	0%	0%	0%	0%
Non-Success	0%	0%	0%	0%	0%	0%
Withdrawal	0%	0%	100%	0%	0%	0%
Total Percent	100%	0%	100%	0%	0%	0%
Total Enrolled	2	0	1	0	0	0
Latino						
Success	63%	0%	57%	0%	36%	0%
Non-Success	6%	0%	43%	0%	57%	0%
Withdrawal	31%	0%	0%	0%	7%	0%
Total Percent	100%	0%	100%	0%	100%	0%
Total Enrolled	16	0	14	0	14	0
Middle Eastern						
Success	0%	0%	0%	0%	0%	0%
Non-Success	0%	0%	0%	0%	0%	0%
Withdrawal	0%	0%	0%	0%	0%	0%

Total Percent	0%	0%	0%	0%	0%	0%
Total Enrolled	0	0	0	0	0	0
Native American						
Success	0%	0%	0%	0%	0%	0%
Non-Success	0%	0%	0%	0%	0%	0%
Withdrawal	0%	0%	0%	0%	0%	0%
Total Percent	0%	0%	0%	0%	0%	0%
Total Enrolled	0	0	0	0	0	0
Pacific Islander						
Success	0%	0%	0%	0%	0%	0%
Non-Success	0%	0%	0%	0%	0%	0%
Withdrawal	0%	0%	0%	0%	100%	0%
Total Percent	0%	0%	0%	0%	100%	0%
Total Enrolled	0	0	0	0	1	0
White						
Success	50%	0%	67%	0%	63%	0%
Non-Success	0%	0%	27%	0%	25%	0%
Withdrawal	50%	0%	7%	0%	13%	0%
Total Percent	100%	0%	100%	0%	100%	0%
Total Enrolled	12	0	15	0	8	0