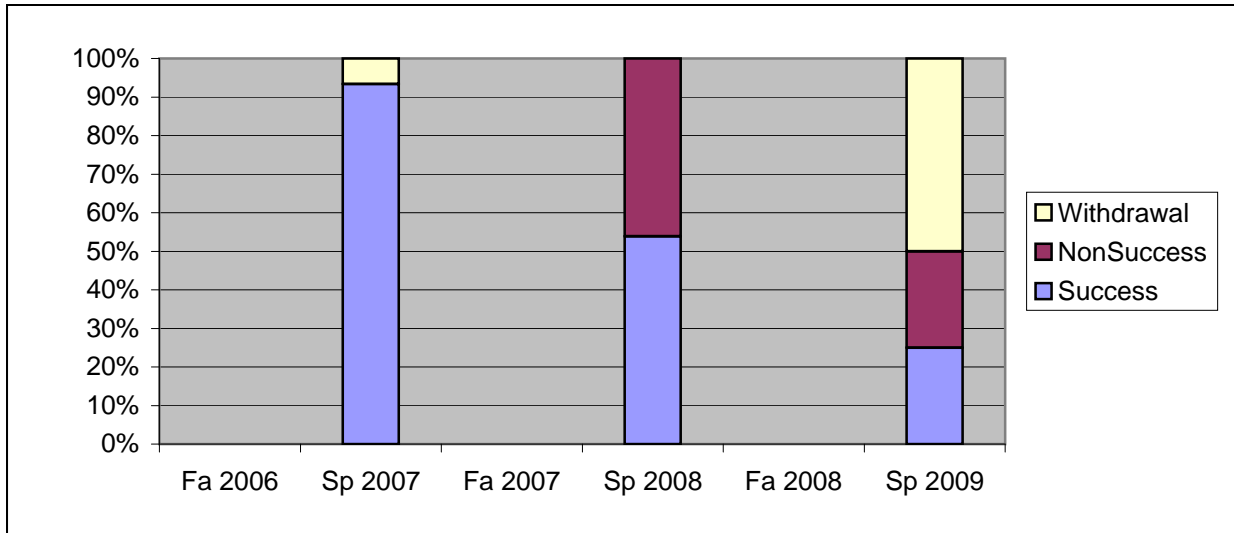
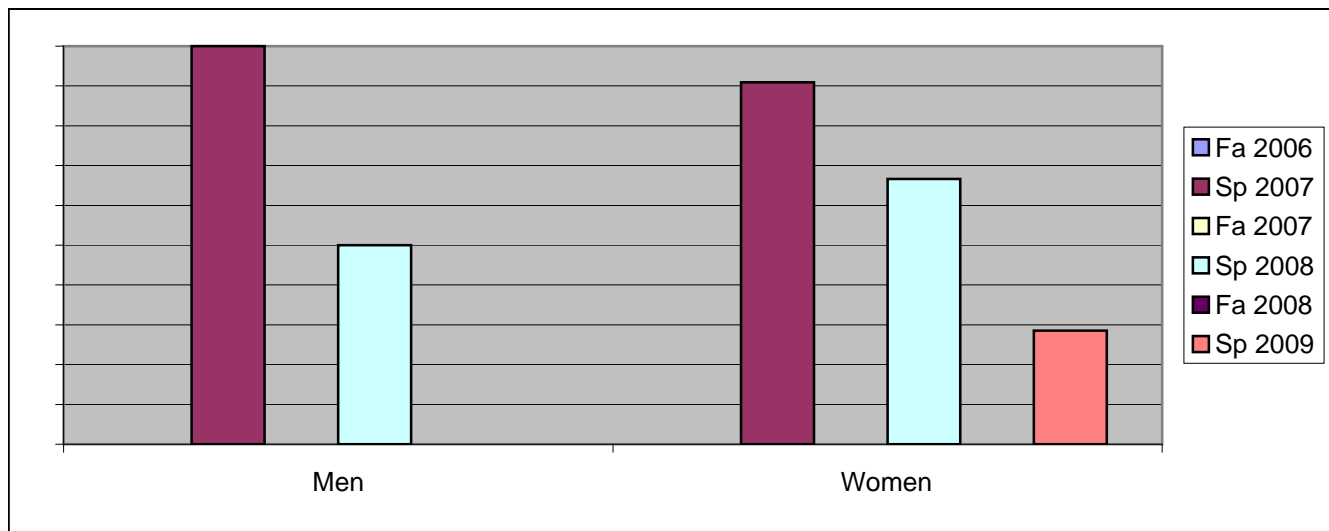


Chabot
Success, Non-Success, and Withdrawal Rates By Semester
Course: ITAL 1B



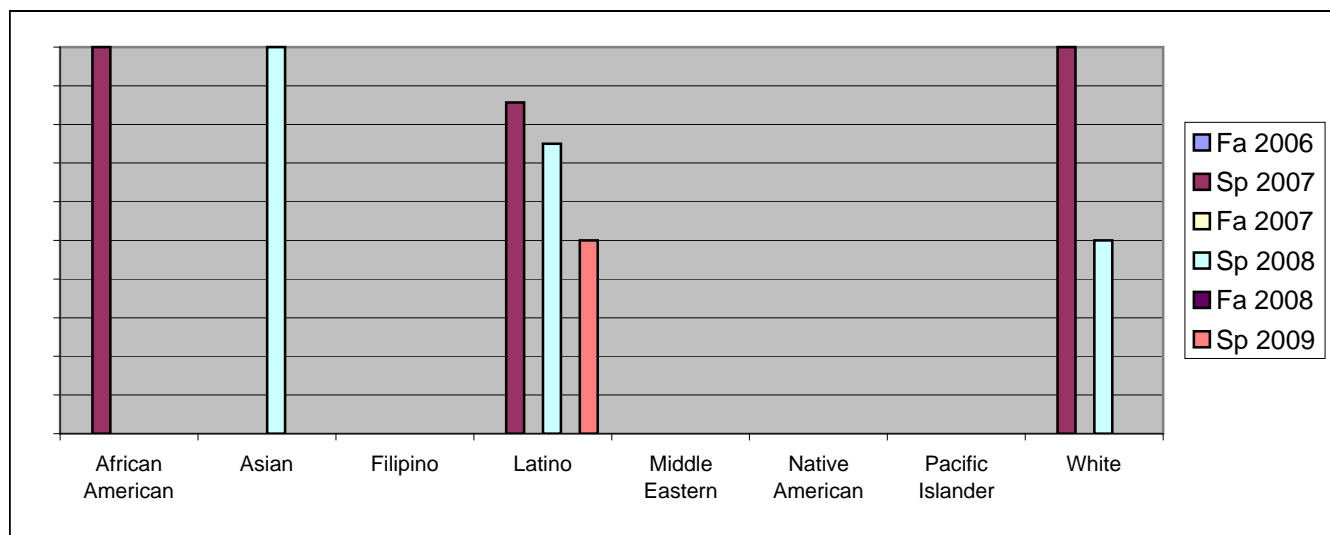
	Fa 2006	Sp 2007	Fa 2007	Sp 2008	Fa 2008	Sp 2009
Success	0%	93%	0%	54%	0%	25%
Non-Success	0%	0%	0%	46%	0%	25%
Withdrawal	0%	7%	0%	0%	0%	50%
Total Percent	0%	100%	0%	100%	0%	100%
Total Enrolled	0	15	0	13	0	12

Chabot
Success Rates By Gender and Semester
Course: ITAL 1B



	Fa 2006	Sp 2007	Fa 2007	Sp 2008	Fa 2008	Sp 2009
Men						
Success	0%	100%	0%	50%	0%	0%
Non-Success	0%	0%	0%	50%	0%	50%
Withdrawal	0%	0%	0%	0%	0%	50%
Total Percent	0%	100%	0%	100%	0%	100%
Total Enrolled	0	4	0	6	0	4
Women						
Success	0%	91%	0%	67%	0%	29%
Non-Success	0%	0%	0%	33%	0%	14%
Withdrawal	0%	9%	0%	0%	0%	57%
Total Percent	0%	100%	0%	100%	0%	100%
Total Enrolled	0	11	0	6	0	7

Chabot
Success Rates By Ethnicity and Semester
Course: ITAL 1B



	Fa 2006	Sp 2007	Fa 2007	Sp 2008	Fa 2008	Sp 2009
African American						
Success	0%	100%	0%	0%	0%	0%
Non-Success	0%	0%	0%	0%	0%	0%
Withdrawal	0%	0%	0%	0%	0%	0%
Total Percent	0%	100%	0%	0%	0%	0%
Total Enrolled	0	1	0	0	0	0
Asian						
Success	0%	0%	0%	100%	0%	0%
Non-Success	0%	0%	0%	0%	0%	0%
Withdrawal	0%	0%	0%	0%	0%	0%
Total Percent	0%	0%	0%	100%	0%	0%
Total Enrolled	0	0	0	1	0	0
Filipino						
Success	0%	0%	0%	0%	0%	0%
Non-Success	0%	0%	0%	0%	0%	0%
Withdrawal	0%	0%	0%	0%	0%	0%
Total Percent	0%	0%	0%	0%	0%	0%
Total Enrolled	0	0	0	0	0	0
Latino						
Success	0%	86%	0%	75%	0%	50%
Non-Success	0%	0%	0%	25%	0%	0%
Withdrawal	0%	14%	0%	0%	0%	50%
Total Percent	0%	100%	0%	100%	0%	100%
Total Enrolled	0	7	0	4	0	4
Middle Eastern						
Success	0%	0%	0%	0%	0%	0%
Non-Success	0%	0%	0%	0%	0%	0%
Withdrawal	0%	0%	0%	0%	0%	0%
Total Percent	0%	0%	0%	0%	0%	0%
Total Enrolled	0	0	0	0	0	0
Native American						
Success	0%	0%	0%	0%	0%	0%
Non-Success	0%	0%	0%	0%	0%	0%
Withdrawal	0%	0%	0%	0%	0%	0%

	Total Percent	0%	0%	0%	0%	0%	0%
	Total Enrolled	0	0	0	0	0	0
Pacific Islander							
	Success	0%	0%	0%	0%	0%	0%
	Non-Success	0%	0%	0%	0%	0%	0%
	Withdrawal	0%	0%	0%	0%	0%	0%
	Total Percent	0%	0%	0%	0%	0%	0%
	Total Enrolled	0	0	0	0	0	0
White							
	Success	0%	100%	0%	50%	0%	0%
	Non-Success	0%	0%	0%	50%	0%	25%
	Withdrawal	0%	0%	0%	0%	0%	75%
	Total Percent	0%	100%	0%	100%	0%	100%
	Total Enrolled	0	6	0	6	0	4