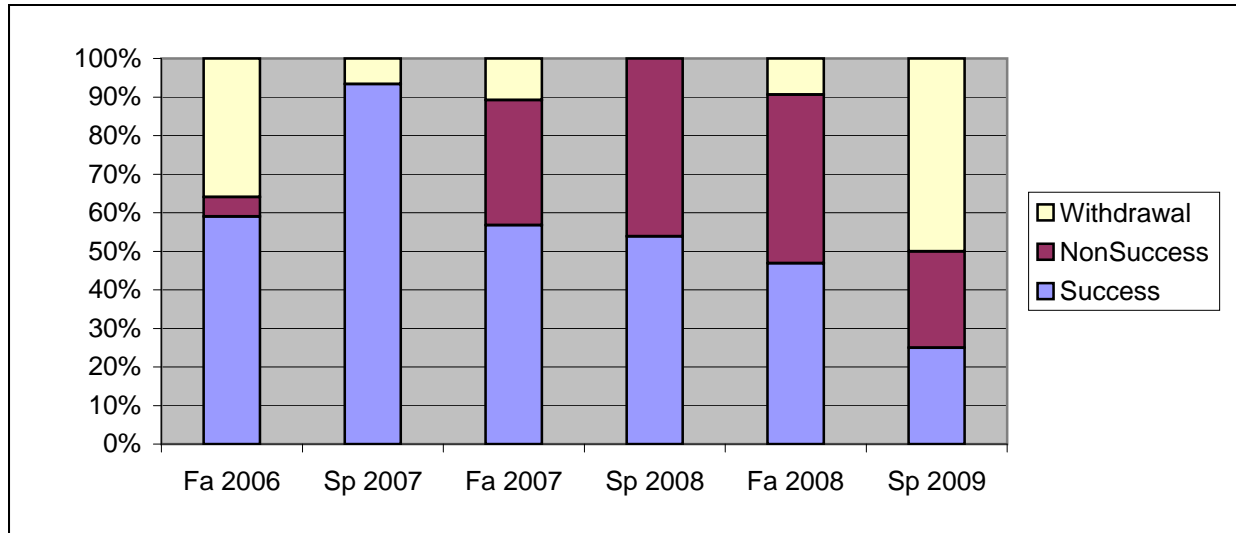
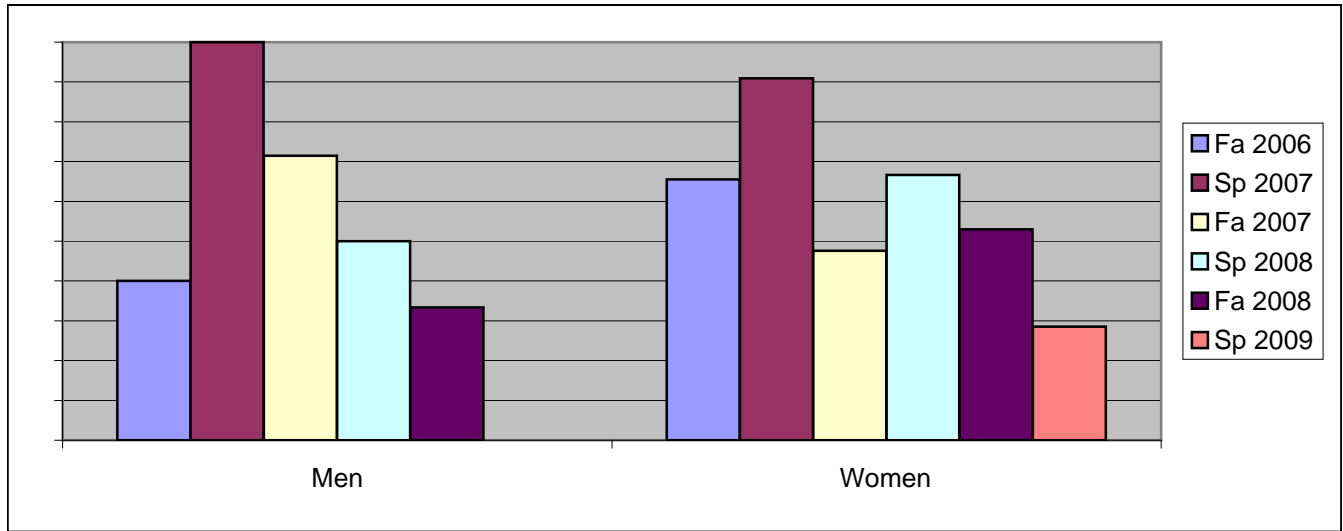


Chabot
Success, Non-Success, and Withdrawal Rates By Semester
Discipline: ITAL



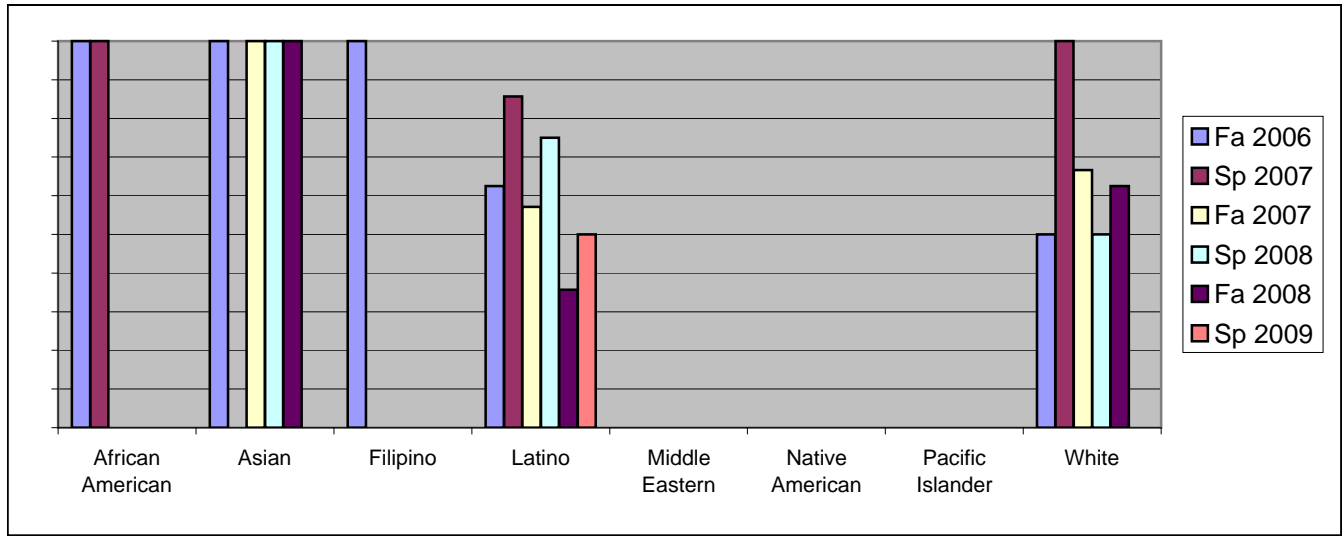
	Fa 2006	Sp 2007	Fa 2007	Sp 2008	Fa 2008	Sp 2009
Success	59%	93%	57%	54%	47%	25%
Non-Success	5%	0%	32%	46%	44%	25%
Withdrawal	36%	7%	11%	0%	9%	50%
Total Percent	100%	100%	100%	100%	100%	100%
Total Enrolled	39	15	37	13	32	12

Chabot
Success Rates By Gender and Semester
Discipline: ITAL



	Fa 2006	Sp 2007	Fa 2007	Sp 2008	Fa 2008	Sp 2009
Men						
Success	40%	100%	71%	50%	33%	0%
Non-Success	10%	0%	29%	50%	42%	50%
Withdrawal	50%	0%	0%	0%	25%	50%
Total Percent	100%	100%	100%	100%	100%	100%
Total Enrolled	10	4	14	6	12	4
Women						
Success	66%	91%	48%	67%	53%	29%
Non-Success	3%	0%	38%	33%	47%	14%
Withdrawal	31%	9%	14%	0%	0%	57%
Total Percent	100%	100%	100%	100%	100%	100%
Total Enrolled	29	11	21	6	17	7

Chabot
Success Rates By Ethnicity and Semester
Discipline: ITAL



	Fa 2006	Sp 2007	Fa 2007	Sp 2008	Fa 2008	Sp 2009
African American						
Success	100%	100%	0%	0%	0%	0%
Non-Success	0%	0%	0%	0%	100%	0%
Withdrawal	0%	0%	100%	0%	0%	0%
Total Percent	100%	100%	100%	0%	100%	0%
Total Enrolled	1	1	1	0	1	0
Asian						
Success	100%	0%	100%	100%	100%	0%
Non-Success	0%	0%	0%	0%	0%	0%
Withdrawal	0%	0%	0%	0%	0%	0%
Total Percent	100%	0%	100%	100%	100%	0%
Total Enrolled	2	0	1	1	1	0
Filipino						
Success	100%	0%	0%	0%	0%	0%
Non-Success	0%	0%	0%	0%	0%	0%
Withdrawal	0%	0%	100%	0%	0%	0%
Total Percent	100%	0%	100%	0%	0%	0%
Total Enrolled	2	0	1	0	0	0
Latino						
Success	63%	86%	57%	75%	36%	50%
Non-Success	6%	0%	43%	25%	57%	0%
Withdrawal	31%	14%	0%	0%	7%	50%
Total Percent	100%	100%	100%	100%	100%	100%
Total Enrolled	16	7	14	4	14	4
Middle Eastern						
Success	0%	0%	0%	0%	0%	0%
Non-Success	0%	0%	0%	0%	0%	0%
Withdrawal	0%	0%	0%	0%	0%	0%

Total Percent	0%	0%	0%	0%	0%	0%
Total Enrolled	0	0	0	0	0	0
Native American						
Success	0%	0%	0%	0%	0%	0%
Non-Success	0%	0%	0%	0%	0%	0%
Withdrawal	0%	0%	0%	0%	0%	0%
Total Percent	0%	0%	0%	0%	0%	0%
Total Enrolled	0	0	0	0	0	0
Pacific Islander						
Success	0%	0%	0%	0%	0%	0%
Non-Success	0%	0%	0%	0%	0%	0%
Withdrawal	0%	0%	0%	0%	100%	0%
Total Percent	0%	0%	0%	0%	100%	0%
Total Enrolled	0	0	0	0	1	0
White						
Success	50%	100%	67%	50%	63%	0%
Non-Success	0%	0%	27%	50%	25%	25%
Withdrawal	50%	0%	7%	0%	13%	75%
Total Percent	100%	100%	100%	100%	100%	100%
Total Enrolled	12	6	15	6	8	4