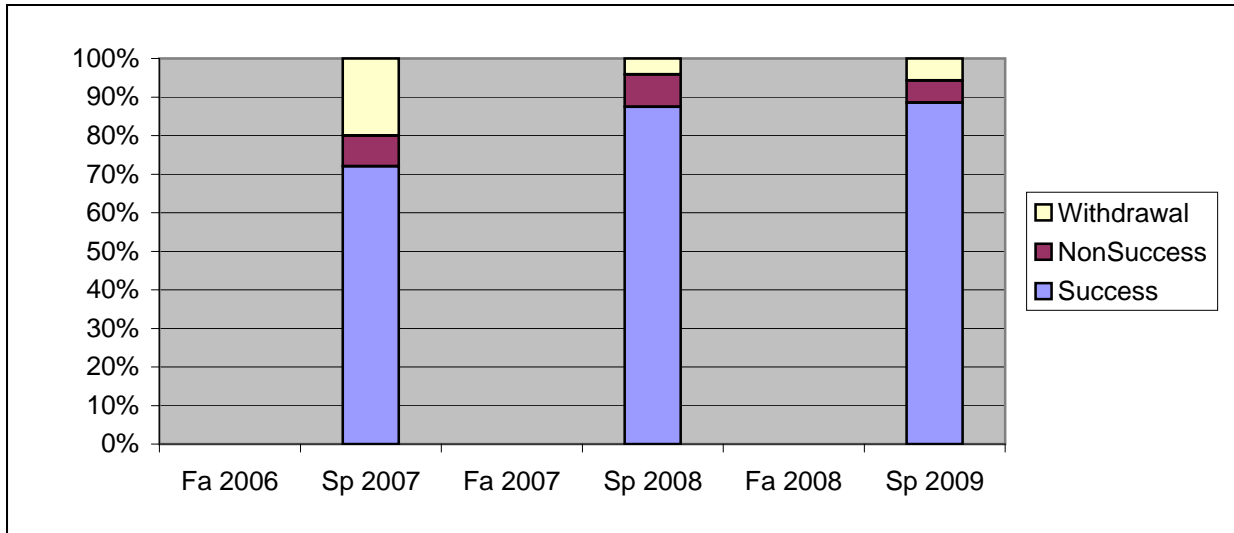
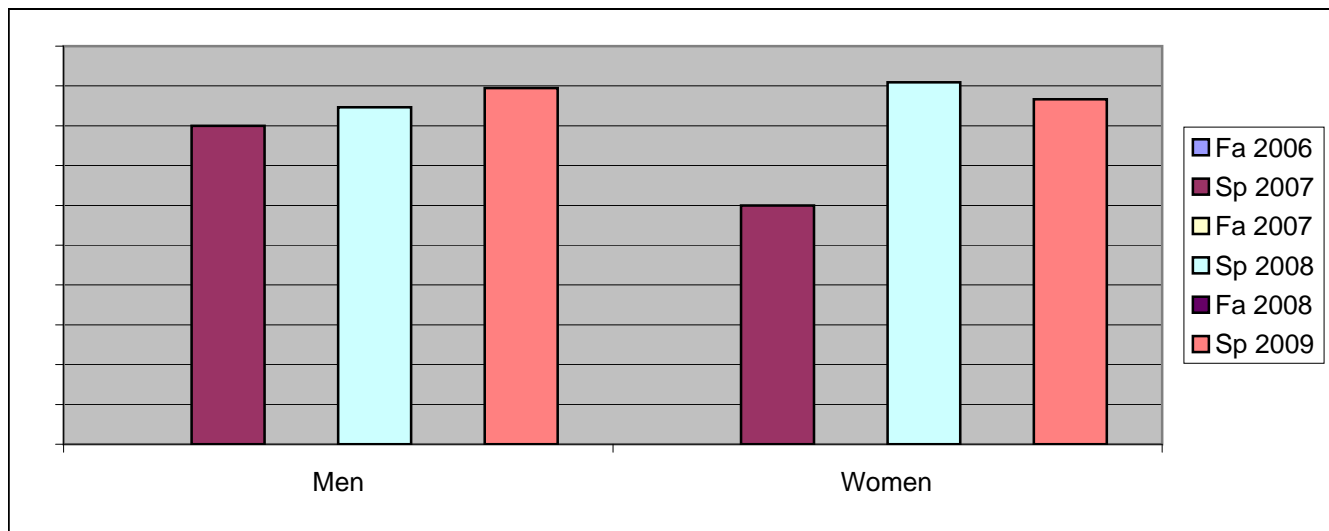


Chabot
Success, Non-Success, and Withdrawal Rates By Semester
Course: JAPN 1B



	Fa 2006	Sp 2007	Fa 2007	Sp 2008	Fa 2008	Sp 2009
Success	0%	72%	0%	88%	0%	89%
Non-Success	0%	8%	0%	8%	0%	6%
Withdrawal	0%	20%	0%	4%	0%	6%
Total Percent	0%	100%	0%	100%	0%	100%
Total Enrolled	0	25	0	24	0	35

Chabot
Success Rates By Gender and Semester
Course: JAPN 1B



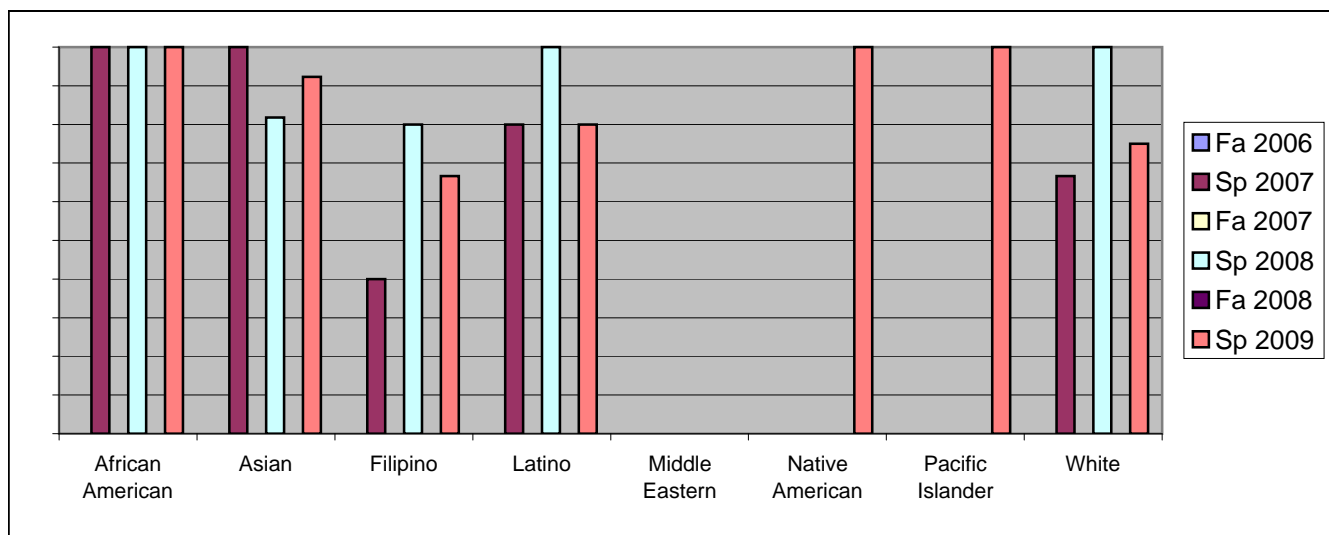
Men

	Fa 2006	Sp 2007	Fa 2007	Sp 2008	Fa 2008	Sp 2009
Success	0%	80%	0%	85%	0%	89%
Non-Success	0%	7%	0%	15%	0%	5%
Withdrawal	0%	13%	0%	0%	0%	5%
Total Percent	0%	100%	0%	100%	0%	100%
Total Enrolled	0	15	0	13	0	19

Women

	Fa 2006	Sp 2007	Fa 2007	Sp 2008	Fa 2008	Sp 2009
Success	0%	60%	0%	91%	0%	87%
Non-Success	0%	10%	0%	0%	0%	7%
Withdrawal	0%	30%	0%	9%	0%	7%
Total Percent	0%	100%	0%	100%	0%	100%
Total Enrolled	0	10	0	11	0	15

Chabot
Success Rates By Ethnicity and Semester
Course: JAPN 1B



	Fa 2006	Sp 2007	Fa 2007	Sp 2008	Fa 2008	Sp 2009
African American						
Success	0%	100%	0%	100%	0%	100%
Non-Success	0%	0%	0%	0%	0%	0%
Withdrawal	0%	0%	0%	0%	0%	0%
Total Percent	0%	100%	0%	100%	0%	100%
Total Enrolled	0	1	0	1	0	2
Asian						
Success	0%	100%	0%	82%	0%	92%
Non-Success	0%	0%	0%	9%	0%	0%
Withdrawal	0%	0%	0%	9%	0%	8%
Total Percent	0%	100%	0%	100%	0%	100%
Total Enrolled	0	7	0	11	0	13
Filipino						
Success	0%	40%	0%	80%	0%	67%
Non-Success	0%	40%	0%	20%	0%	33%
Withdrawal	0%	20%	0%	0%	0%	0%
Total Percent	0%	100%	0%	100%	0%	100%
Total Enrolled	0	5	0	5	0	3
Latino						
Success	0%	80%	0%	100%	0%	80%
Non-Success	0%	0%	0%	0%	0%	0%
Withdrawal	0%	20%	0%	0%	0%	20%
Total Percent	0%	100%	0%	100%	0%	100%
Total Enrolled	0	5	0	1	0	5
Middle Eastern						
Success	0%	0%	0%	0%	0%	0%
Non-Success	0%	0%	0%	0%	0%	0%
Withdrawal	0%	0%	0%	0%	0%	0%
Total Percent	0%	0%	0%	0%	0%	0%
Total Enrolled	0	0	0	0	0	0
Native American						
Success	0%	0%	0%	0%	0%	100%
Non-Success	0%	0%	0%	0%	0%	0%
Withdrawal	0%	100%	0%	0%	0%	0%

	Total Percent	0%	100%	0%	0%	0%	100%
	Total Enrolled	0	1	0	0	0	1
Pacific Islander							
	Success	0%	0%	0%	0%	0%	100%
	Non-Success	0%	0%	0%	0%	0%	0%
	Withdrawal	0%	0%	0%	0%	0%	0%
	Total Percent	0%	0%	0%	0%	0%	100%
	Total Enrolled	0	0	0	0	0	1
White							
	Success	0%	67%	0%	100%	0%	75%
	Non-Success	0%	0%	0%	0%	0%	25%
	Withdrawal	0%	33%	0%	0%	0%	0%
	Total Percent	0%	100%	0%	100%	0%	100%
	Total Enrolled	0	3	0	3	0	4