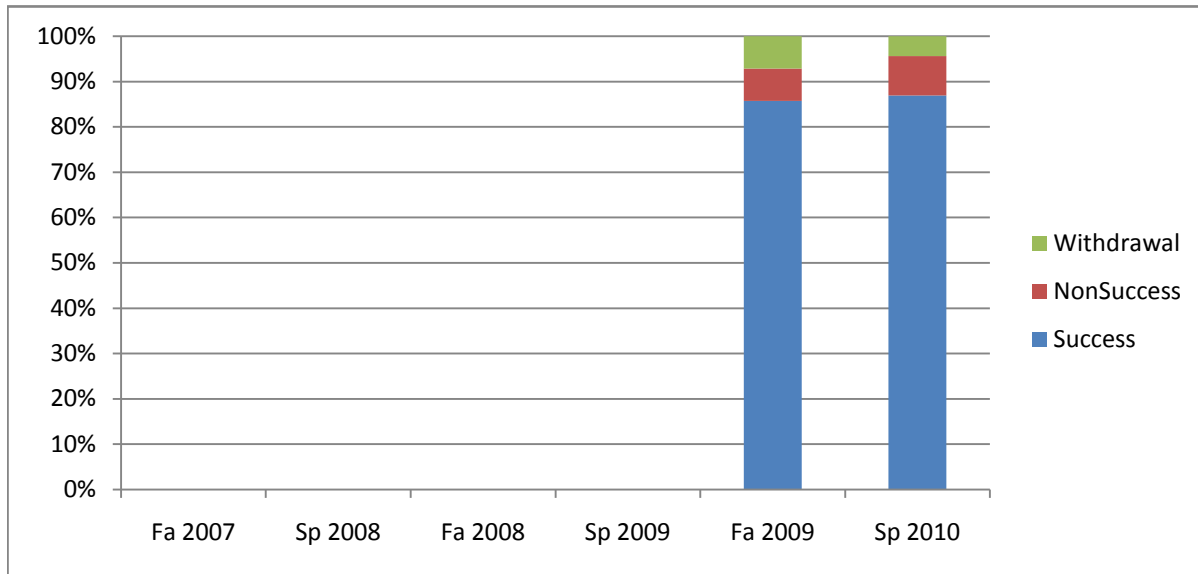
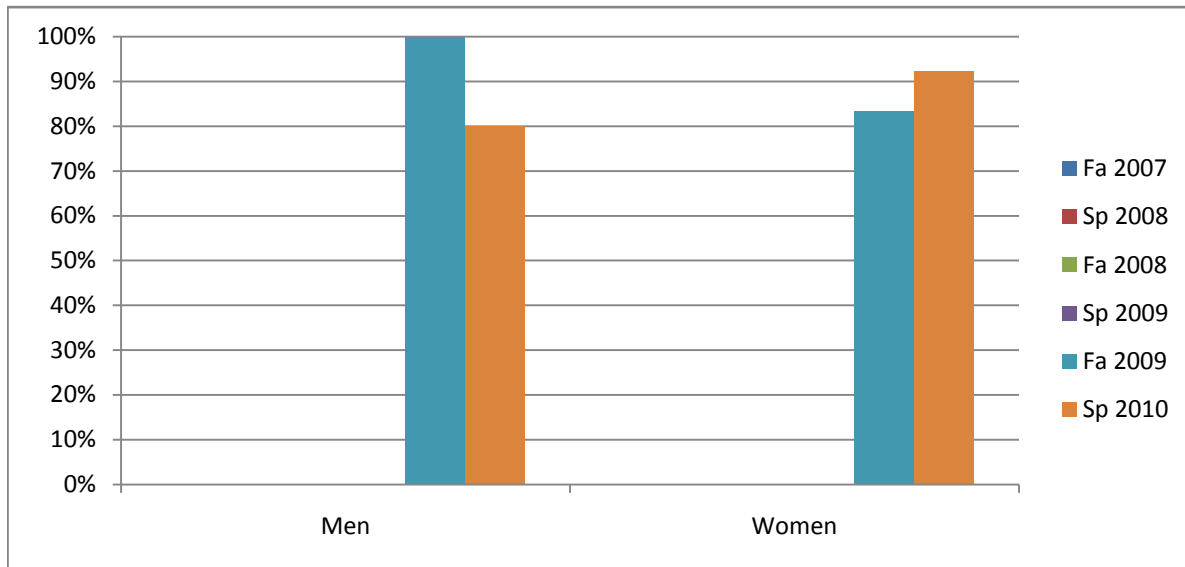


Chabot
Success, Non-Success, and Withdrawal Rates By Semester
Course: SPA 2B



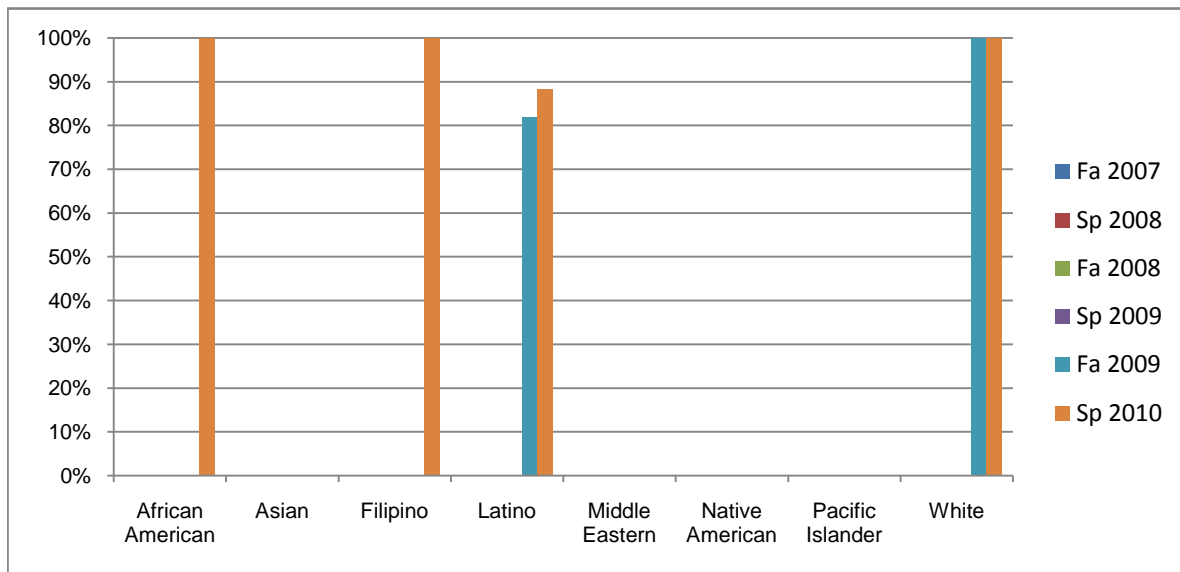
	Fa 2007	Sp 2008	Fa 2008	Sp 2009	Fa 2009	Sp 2010
Success	0%	0%	0%	0%	86%	87%
Non-Success	0%	0%	0%	0%	7%	9%
Withdrawal	0%	0%	0%	0%	7%	4%
Total Percent	0%	0%	0%	0%	100%	100%
Total Enrolled	0	0	0	0	14	23

Chabot
Success Rates By Gender and Semester
Course: SPA 2B



	Fa 2007	Sp 2008	Fa 2008	Sp 2009	Fa 2009	Sp 2010
Men						
Success	0%	0%	0%	0%	100%	80%
Non-Success	0%	0%	0%	0%	0%	10%
Withdrawal	0%	0%	0%	0%	0%	10%
Total Percent	0%	0%	0%	0%	100%	100%
Total Enrolled	0	0	0	0	2	10
Women						
Success	0%	0%	0%	0%	83%	92%
Non-Success	0%	0%	0%	0%	8%	8%
Withdrawal	0%	0%	0%	0%	8%	0%
Total Percent	0%	0%	0%	0%	100%	100%
Total Enrolled	0	0	0	0	12	13

Chabot
Success Rates By Ethnicity and Semester
Course: SPA 2B



	Fa 2007	Sp 2008	Fa 2008	Sp 2009	Fa 2009	Sp 2010
African American						
Success	0%	0%	0%	0%	0%	100%
Non-Success	0%	0%	0%	0%	0%	0%
Withdrawal	0%	0%	0%	0%	0%	0%
Total Percent	0%	0%	0%	0%	0%	100%
Total Enrolled	0	0	0	0	0	1
Asian						
Success	0%	0%	0%	0%	0%	0%
Non-Success	0%	0%	0%	0%	0%	0%
Withdrawal	0%	0%	0%	0%	0%	0%
Total Percent	0%	0%	0%	0%	0%	0%
Total Enrolled	0	0	0	0	0	0
Filipino						
Success	0%	0%	0%	0%	0%	100%
Non-Success	0%	0%	0%	0%	0%	0%
Withdrawal	0%	0%	0%	0%	0%	0%
Total Percent	0%	0%	0%	0%	0%	100%
Total Enrolled	0	0	0	0	0	1
Latino						
Success	0%	0%	0%	0%	82%	88%
Non-Success	0%	0%	0%	0%	9%	6%
Withdrawal	0%	0%	0%	0%	9%	6%
Total Percent	0%	0%	0%	0%	100%	100%
Total Enrolled	0	0	0	0	11	17
Middle Eastern						
Success	0%	0%	0%	0%	0%	0%
Non-Success	0%	0%	0%	0%	0%	0%
Withdrawal	0%	0%	0%	0%	0%	0%

	Total Percent	0%	0%	0%	0%	0%	0%
	Total Enrolled	0	0	0	0	0	0
Native American							
	Success	0%	0%	0%	0%	0%	0%
	Non-Success	0%	0%	0%	0%	0%	0%
	Withdrawal	0%	0%	0%	0%	0%	0%
	Total Percent	0%	0%	0%	0%	0%	0%
	Total Enrolled	0	0	0	0	0	0
Pacific Islander							
	Success	0%	0%	0%	0%	0%	0%
	Non-Success	0%	0%	0%	0%	0%	0%
	Withdrawal	0%	0%	0%	0%	0%	0%
	Total Percent	0%	0%	0%	0%	0%	0%
	Total Enrolled	0	0	0	0	0	0
White							
	Success	0%	0%	0%	0%	100%	100%
	Non-Success	0%	0%	0%	0%	0%	0%
	Withdrawal	0%	0%	0%	0%	0%	0%
	Total Percent	0%	0%	0%	0%	100%	100%
	Total Enrolled	0	0	0	0	3	2