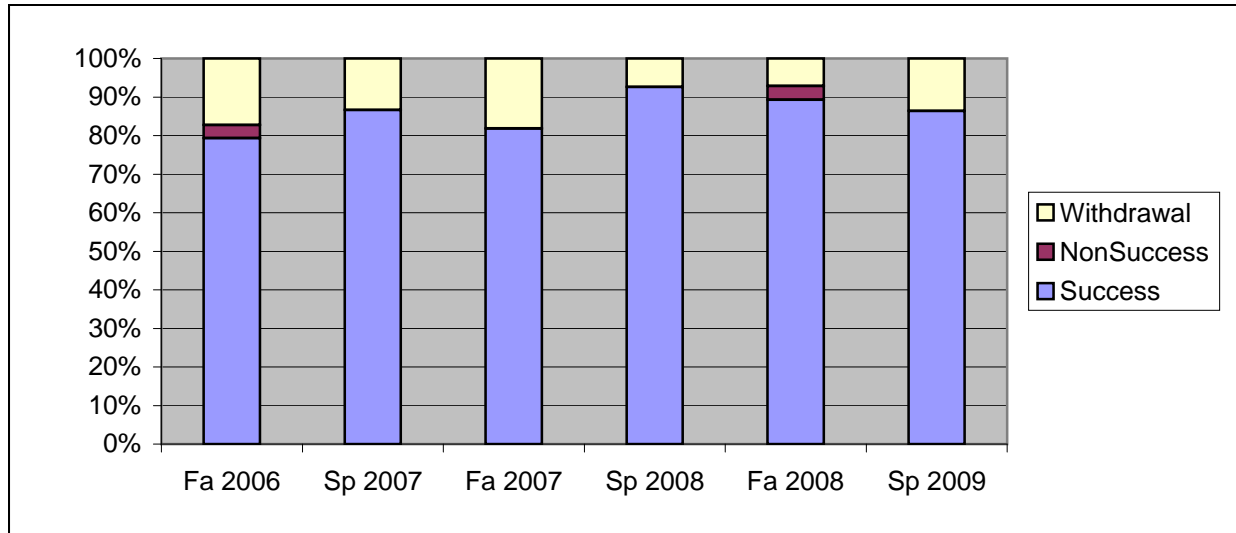
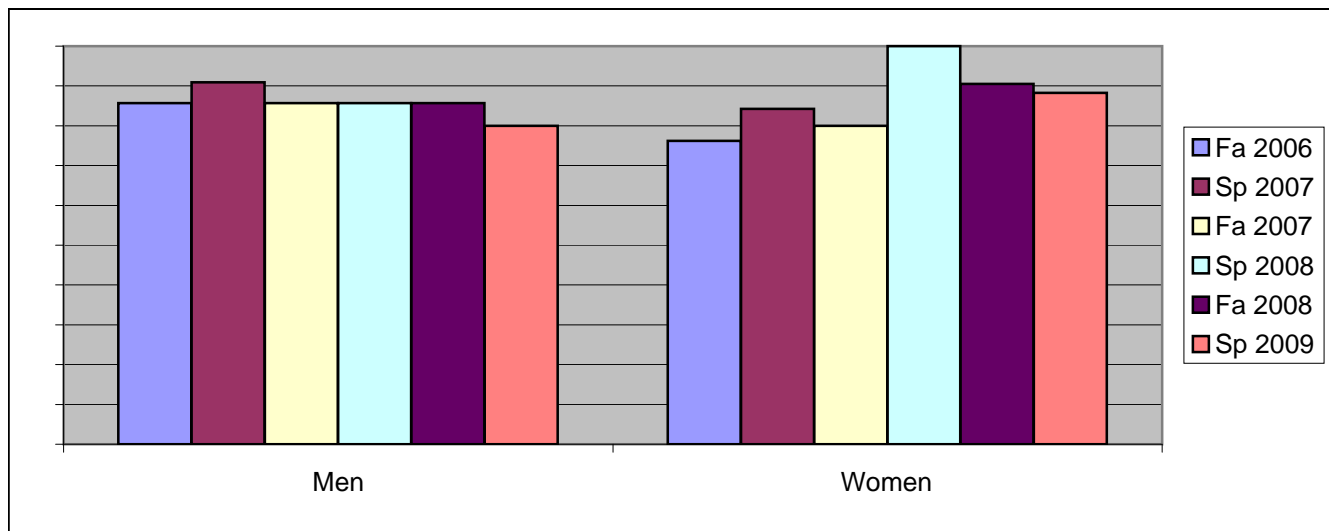


Chabot  
Success, Non-Success, and Withdrawal Rates By Semester  
Course: SPAN 2A



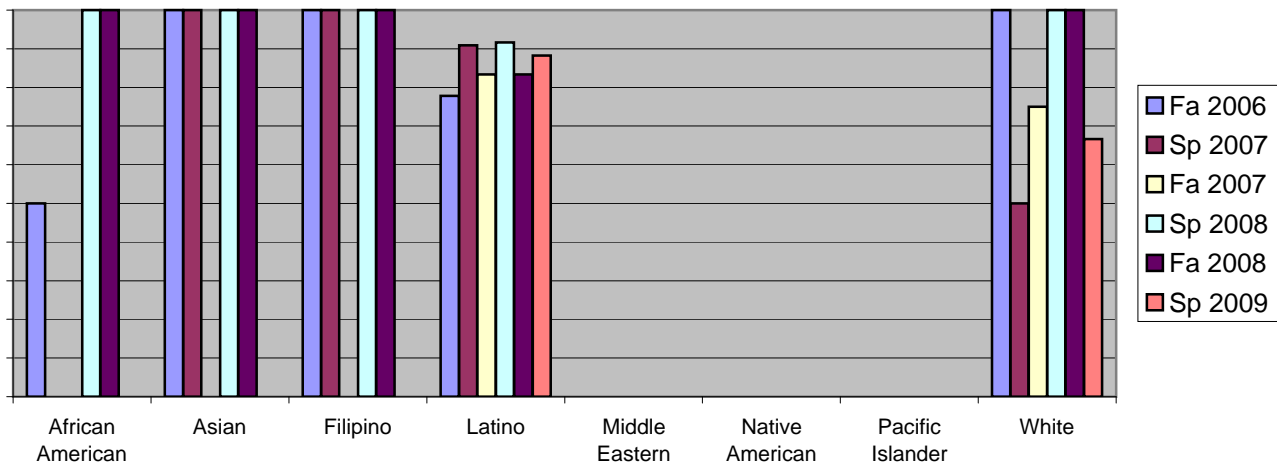
	Fa 2006	Sp 2007	Fa 2007	Sp 2008	Fa 2008	Sp 2009
Success	79%	87%	82%	93%	89%	86%
Non-Success	3%	0%	0%	0%	4%	0%
Withdrawal	17%	13%	18%	7%	7%	14%
Total Percent	100%	100%	100%	100%	100%	100%
Total Enrolled	<b>29</b>	<b>30</b>	<b>22</b>	<b>27</b>	<b>28</b>	<b>22</b>

Chabot  
Success Rates By Gender and Semester  
Course: SPAN 2A



	Fa 2006	Sp 2007	Fa 2007	Sp 2008	Fa 2008	Sp 2009
<b>Men</b>						
Success	86%	91%	86%	86%	86%	80%
Non-Success	0%	0%	0%	0%	14%	0%
Withdrawal	14%	9%	14%	14%	0%	20%
Total Percent	100%	100%	100%	100%	100%	100%
Total Enrolled	7	11	7	7	7	5
<b>Women</b>						
Success	76%	84%	80%	100%	90%	88%
Non-Success	5%	0%	0%	0%	0%	0%
Withdrawal	19%	16%	20%	0%	10%	12%
Total Percent	100%	100%	100%	100%	100%	100%
Total Enrolled	21	19	15	19	21	17

Chabot  
Success Rates By Ethnicity and Semester  
Course: SPAN 2A



	Fa 2006	Sp 2007	Fa 2007	Sp 2008	Fa 2008	Sp 2009
<b>African American</b>						
Success	50%	0%	0%	100%	100%	0%
Non-Success	50%	0%	0%	0%	0%	0%
Withdrawal	0%	100%	0%	0%	0%	0%
Total Percent	100%	100%	0%	100%	100%	0%
Total Enrolled	2	1	0	2	1	0
<b>Asian</b>						
Success	100%	100%	0%	100%	100%	0%
Non-Success	0%	0%	0%	0%	0%	0%
Withdrawal	0%	0%	0%	0%	0%	0%
Total Percent	100%	100%	0%	100%	100%	0%
Total Enrolled	2	1	0	1	3	0
<b>Filipino</b>						
Success	100%	100%	0%	100%	100%	0%
Non-Success	0%	0%	0%	0%	0%	0%
Withdrawal	0%	0%	100%	0%	0%	0%
Total Percent	100%	100%	100%	100%	100%	0%
Total Enrolled	1	3	1	1	2	0
<b>Latino</b>						
Success	78%	91%	83%	92%	83%	88%
Non-Success	0%	0%	0%	0%	6%	0%
Withdrawal	22%	9%	17%	8%	11%	12%
Total Percent	100%	100%	100%	100%	100%	100%
Total Enrolled	18	22	12	12	18	17
<b>Middle Eastern</b>						
Success	0%	0%	0%	0%	0%	0%
Non-Success	0%	0%	0%	0%	0%	0%
Withdrawal	0%	0%	0%	0%	0%	0%
Total Percent	0%	0%	0%	0%	0%	0%
Total Enrolled	0	0	0	0	0	0
<b>Native American</b>						
Success	0%	0%	0%	0%	0%	0%
Non-Success	0%	0%	0%	0%	0%	0%
Withdrawal	0%	0%	0%	0%	0%	0%

	Total Percent	0%	0%	0%	0%	0%	0%
	Total Enrolled	<b>0</b>	<b>0</b>	<b>0</b>	<b>0</b>	<b>0</b>	<b>0</b>
<b>Pacific Islander</b>							
	Success	0%	0%	0%	0%	0%	0%
	Non-Success	0%	0%	0%	0%	0%	0%
	Withdrawal	100%	0%	0%	0%	0%	0%
	Total Percent	100%	0%	0%	0%	0%	0%
	Total Enrolled	<b>1</b>	<b>0</b>	<b>0</b>	<b>0</b>	<b>0</b>	<b>0</b>
<b>White</b>							
	Success	100%	50%	75%	100%	100%	67%
	Non-Success	0%	0%	0%	0%	0%	0%
	Withdrawal	0%	50%	25%	0%	0%	33%
	Total Percent	100%	100%	100%	100%	100%	100%
	Total Enrolled	<b>4</b>	<b>2</b>	<b>4</b>	<b>9</b>	<b>4</b>	<b>3</b>