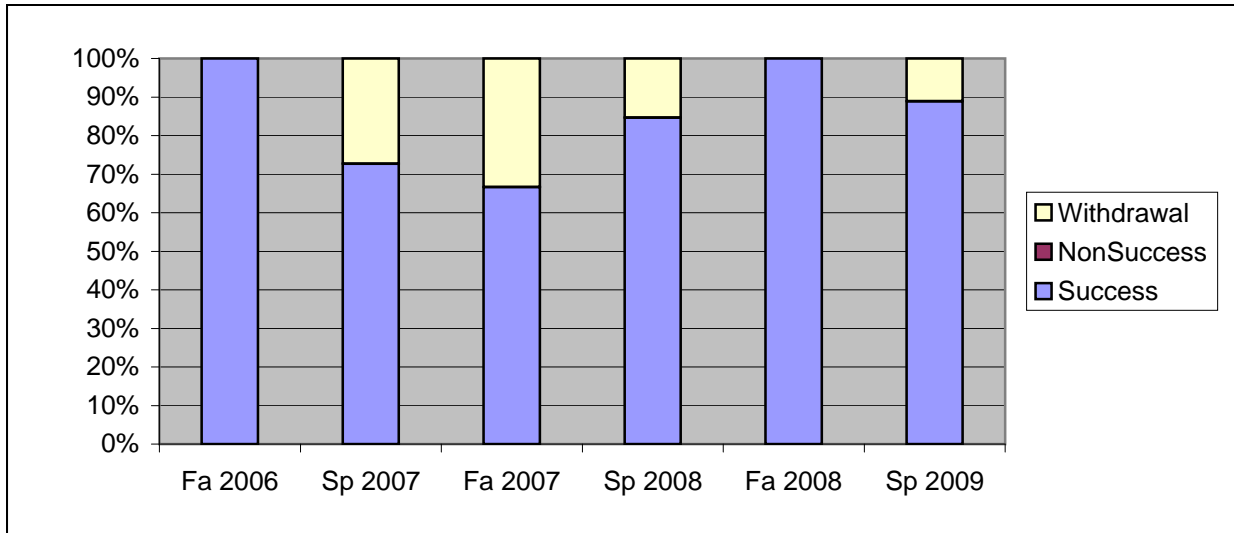
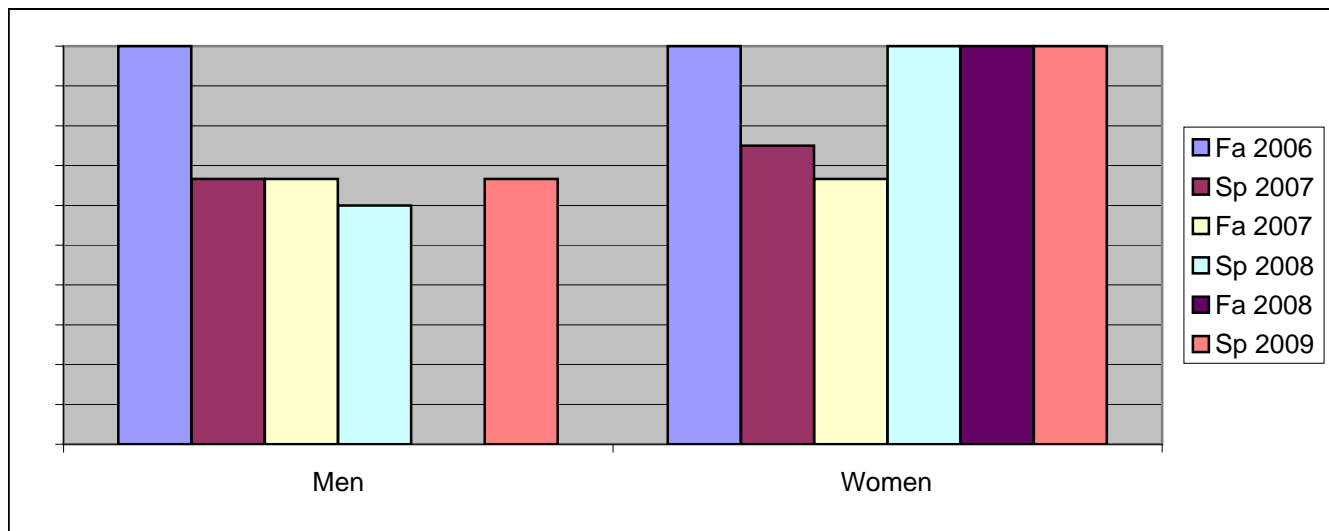


Chabot
Success, Non-Success, and Withdrawal Rates By Semester
Course: SPAN 5



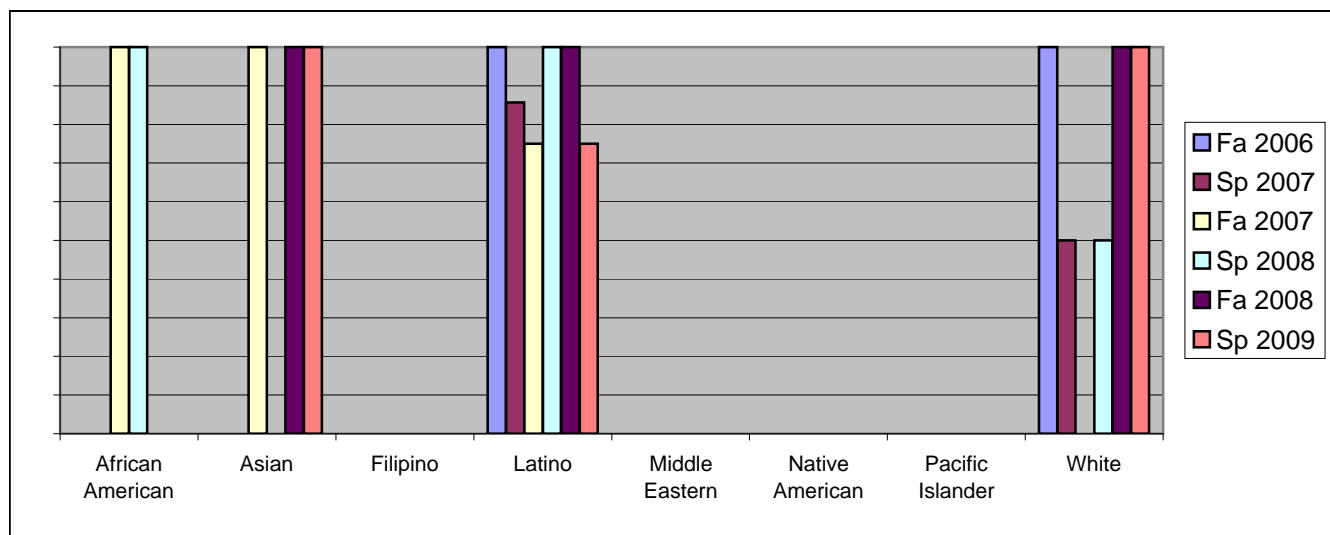
	Fa 2006	Sp 2007	Fa 2007	Sp 2008	Fa 2008	Sp 2009
Success	100%	73%	67%	85%	100%	89%
Non-Success	0%	0%	0%	0%	0%	0%
Withdrawal	0%	27%	33%	15%	0%	11%
Total Percent	100%	100%	100%	100%	100%	100%
Total Enrolled	6	11	12	13	6	9

Chabot
Success Rates By Gender and Semester
Course: SPAN 5



	Fa 2006	Sp 2007	Fa 2007	Sp 2008	Fa 2008	Sp 2009
Men						
Success	100%	67%	67%	60%	0%	67%
Non-Success	0%	0%	0%	0%	0%	0%
Withdrawal	0%	33%	33%	40%	0%	33%
Total Percent	100%	100%	100%	100%	0%	100%
Total Enrolled	2	3	3	5	0	3
Women						
Success	100%	75%	67%	100%	100%	100%
Non-Success	0%	0%	0%	0%	0%	0%
Withdrawal	0%	25%	33%	0%	0%	0%
Total Percent	100%	100%	100%	100%	100%	100%
Total Enrolled	3	8	9	8	6	6

Chabot
Success Rates By Ethnicity and Semester
Course: SPAN 5



	Fa 2006	Sp 2007	Fa 2007	Sp 2008	Fa 2008	Sp 2009
African American						
Success	0%	0%	100%	100%	0%	0%
Non-Success	0%	0%	0%	0%	0%	0%
Withdrawal	0%	0%	0%	0%	0%	0%
Total Percent	0%	0%	100%	100%	0%	0%
Total Enrolled	0	0	1	1	0	0
Asian						
Success	0%	0%	100%	0%	100%	100%
Non-Success	0%	0%	0%	0%	0%	0%
Withdrawal	0%	0%	0%	0%	0%	0%
Total Percent	0%	0%	100%	0%	100%	100%
Total Enrolled	0	0	1	0	1	2
Filipino						
Success	0%	0%	0%	0%	0%	0%
Non-Success	0%	0%	0%	0%	0%	0%
Withdrawal	0%	0%	0%	0%	0%	0%
Total Percent	0%	0%	0%	0%	0%	0%
Total Enrolled	0	0	0	0	0	0
Latino						
Success	100%	86%	75%	100%	100%	75%
Non-Success	0%	0%	0%	0%	0%	0%
Withdrawal	0%	14%	25%	0%	0%	25%
Total Percent	100%	100%	100%	100%	100%	100%
Total Enrolled	3	7	8	9	4	4
Middle Eastern						
Success	0%	0%	0%	0%	0%	0%
Non-Success	0%	0%	0%	0%	0%	0%
Withdrawal	0%	0%	0%	0%	0%	0%
Total Percent	0%	0%	0%	0%	0%	0%
Total Enrolled	0	0	0	0	0	0
Native American						
Success	0%	0%	0%	0%	0%	0%
Non-Success	0%	0%	0%	0%	0%	0%
Withdrawal	0%	0%	0%	0%	0%	0%

	Total Percent	0%	0%	0%	0%	0%	0%
	Total Enrolled	0	0	0	0	0	0
Pacific Islander							
	Success	0%	0%	0%	0%	0%	0%
	Non-Success	0%	0%	0%	0%	0%	0%
	Withdrawal	0%	0%	0%	0%	0%	0%
	Total Percent	0%	0%	0%	0%	0%	0%
	Total Enrolled	0	0	0	0	0	0
White							
	Success	100%	50%	0%	50%	100%	100%
	Non-Success	0%	0%	0%	0%	0%	0%
	Withdrawal	0%	50%	100%	50%	0%	0%
	Total Percent	100%	100%	100%	100%	100%	100%
	Total Enrolled	2	4	1	2	1	3