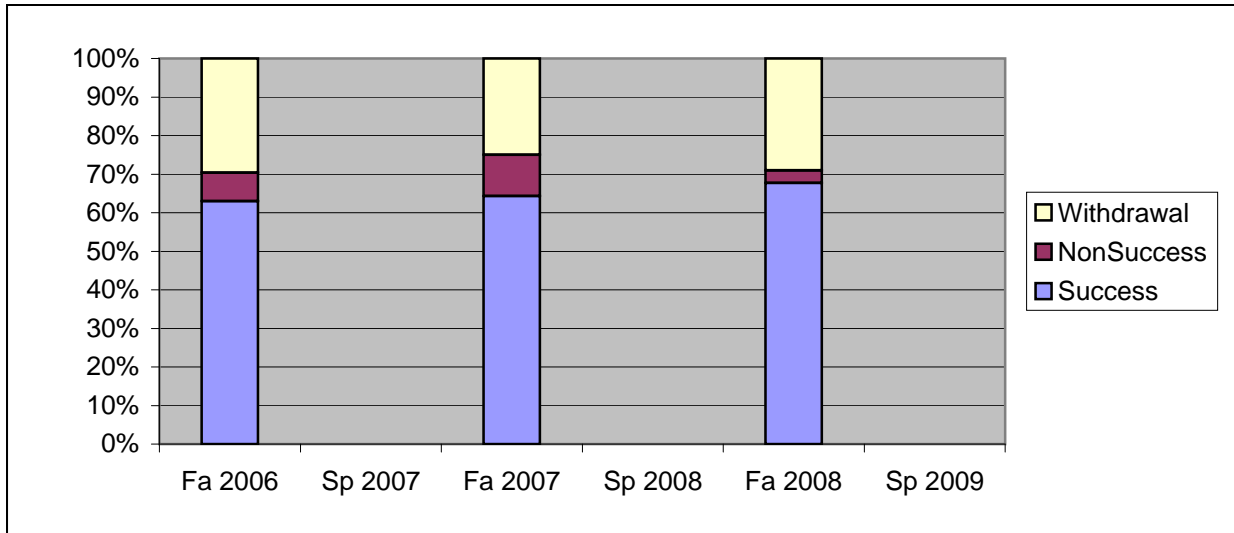
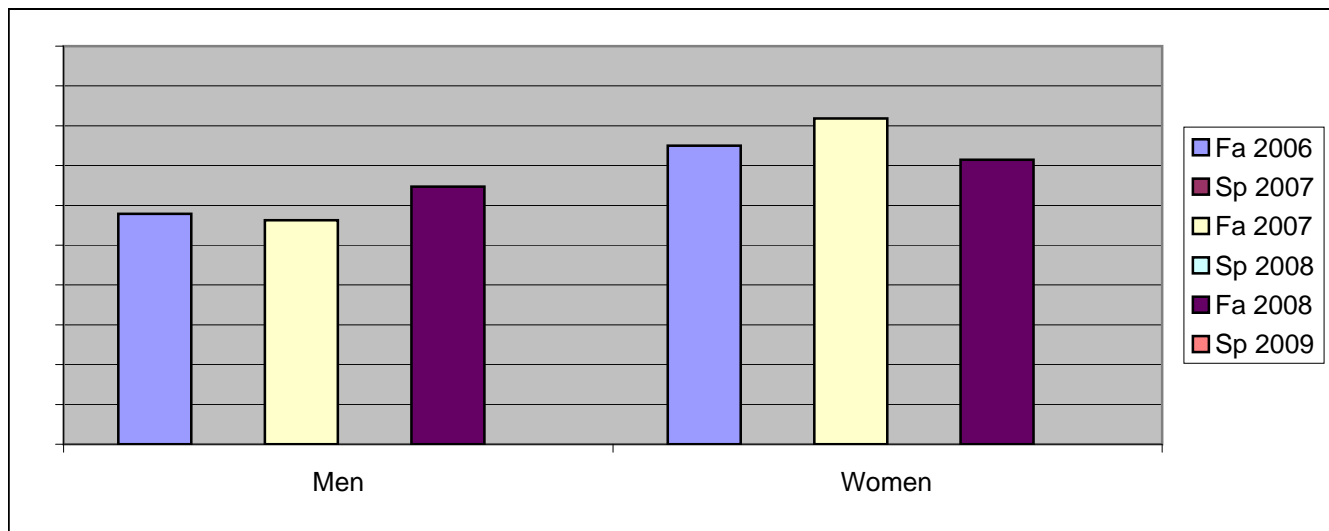


Chabot  
Success, Non-Success, and Withdrawal Rates By Semester  
Course: ARCH 14



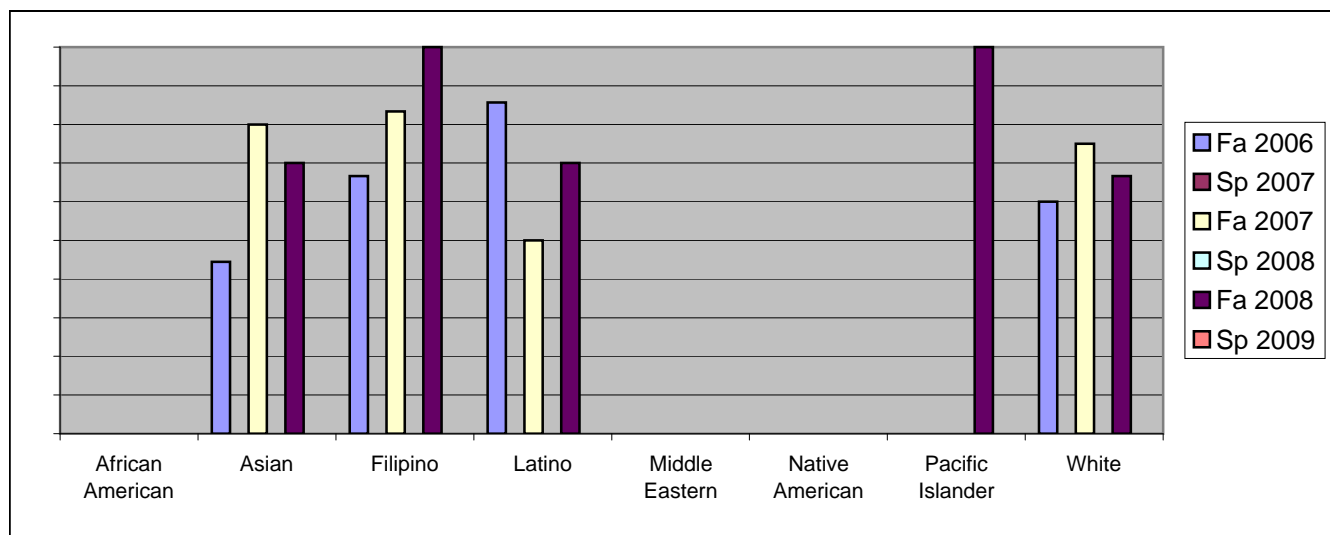
	Fa 2006	Sp 2007	Fa 2007	Sp 2008	Fa 2008	Sp 2009
Success	63%	0%	64%	0%	68%	0%
Non-Success	7%	0%	11%	0%	3%	0%
Withdrawal	30%	0%	25%	0%	29%	0%
Total Percent	100%	0%	100%	0%	100%	0%
Total Enrolled	<b>27</b>	<b>0</b>	<b>28</b>	<b>0</b>	<b>31</b>	<b>0</b>

Chabot  
Success Rates By Gender and Semester  
Course: ARCH 14



	Fa 2006	Sp 2007	Fa 2007	Sp 2008	Fa 2008	Sp 2009
<b>Men</b>						
Success	58%	0%	56%	0%	65%	0%
Non-Success	11%	0%	6%	0%	6%	0%
Withdrawal	32%	0%	38%	0%	29%	0%
Total Percent	100%	0%	100%	0%	100%	0%
Total Enrolled	19	0	16	0	17	0
<b>Women</b>						
Success	75%	0%	82%	0%	71%	0%
Non-Success	0%	0%	18%	0%	0%	0%
Withdrawal	25%	0%	0%	0%	29%	0%
Total Percent	100%	0%	100%	0%	100%	0%
Total Enrolled	8	0	11	0	14	0

Chabot  
Success Rates By Ethnicity and Semester  
Course: ARCH 14



	Fa 2006	Sp 2007	Fa 2007	Sp 2008	Fa 2008	Sp 2009
<b>African American</b>						
Success	0%	0%	0%	0%	0%	0%
Non-Success	0%	0%	0%	0%	0%	0%
Withdrawal	0%	0%	0%	0%	100%	0%
Total Percent	0%	0%	0%	0%	100%	0%
Total Enrolled	0	0	0	0	1	0
<b>Asian</b>						
Success	44%	0%	80%	0%	70%	0%
Non-Success	22%	0%	20%	0%	0%	0%
Withdrawal	33%	0%	0%	0%	30%	0%
Total Percent	100%	0%	100%	0%	100%	0%
Total Enrolled	9	0	5	0	10	0
<b>Filipino</b>						
Success	67%	0%	83%	0%	100%	0%
Non-Success	0%	0%	0%	0%	0%	0%
Withdrawal	33%	0%	17%	0%	0%	0%
Total Percent	100%	0%	100%	0%	100%	0%
Total Enrolled	3	0	6	0	3	0
<b>Latino</b>						
Success	86%	0%	50%	0%	70%	0%
Non-Success	0%	0%	10%	0%	10%	0%
Withdrawal	14%	0%	40%	0%	20%	0%
Total Percent	100%	0%	100%	0%	100%	0%
Total Enrolled	7	0	10	0	10	0
<b>Middle Eastern</b>						
Success	0%	0%	0%	0%	0%	0%
Non-Success	0%	0%	0%	0%	0%	0%
Withdrawal	0%	0%	0%	0%	0%	0%
Total Percent	0%	0%	0%	0%	0%	0%
Total Enrolled	0	0	0	0	0	0
<b>Native American</b>						
Success	0%	0%	0%	0%	0%	0%
Non-Success	0%	0%	0%	0%	0%	0%
Withdrawal	0%	0%	0%	0%	0%	0%

	Total Percent	0%	0%	0%	0%	0%	0%
	Total Enrolled	<b>0</b>	<b>0</b>	<b>0</b>	<b>0</b>	<b>0</b>	<b>0</b>
<b>Pacific Islander</b>							
	Success	0%	0%	0%	0%	100%	0%
	Non-Success	0%	0%	0%	0%	0%	0%
	Withdrawal	0%	0%	0%	0%	0%	0%
	Total Percent	0%	0%	0%	0%	100%	0%
	Total Enrolled	<b>0</b>	<b>0</b>	<b>0</b>	<b>0</b>	<b>1</b>	<b>0</b>
<b>White</b>							
	Success	60%	0%	75%	0%	67%	0%
	Non-Success	0%	0%	0%	0%	0%	0%
	Withdrawal	40%	0%	25%	0%	33%	0%
	Total Percent	100%	0%	100%	0%	100%	0%
	Total Enrolled	<b>5</b>	<b>0</b>	<b>4</b>	<b>0</b>	<b>3</b>	<b>0</b>