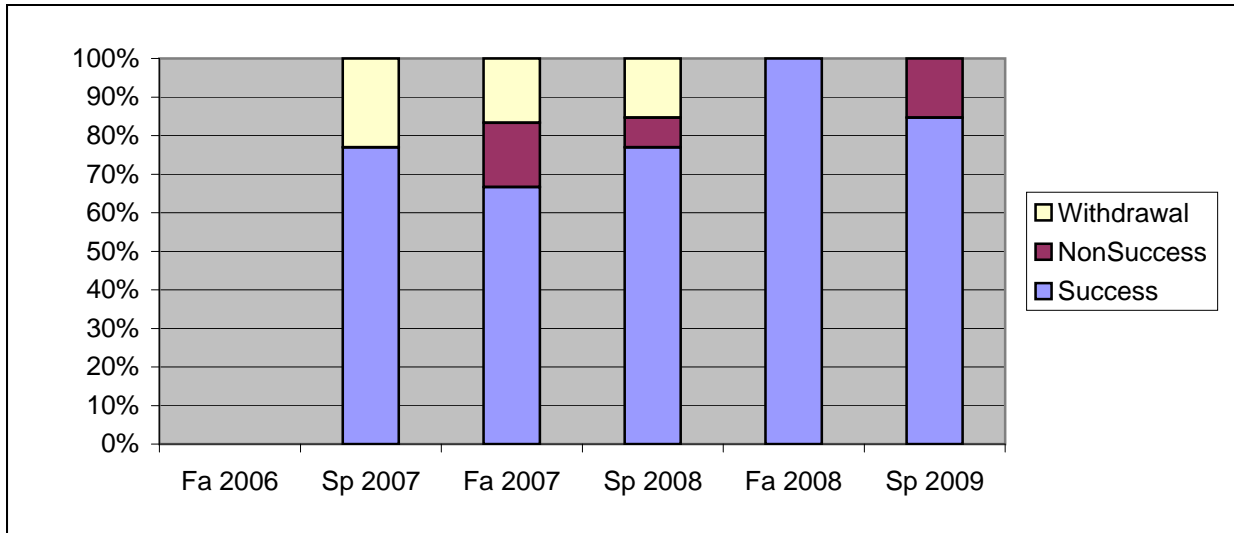
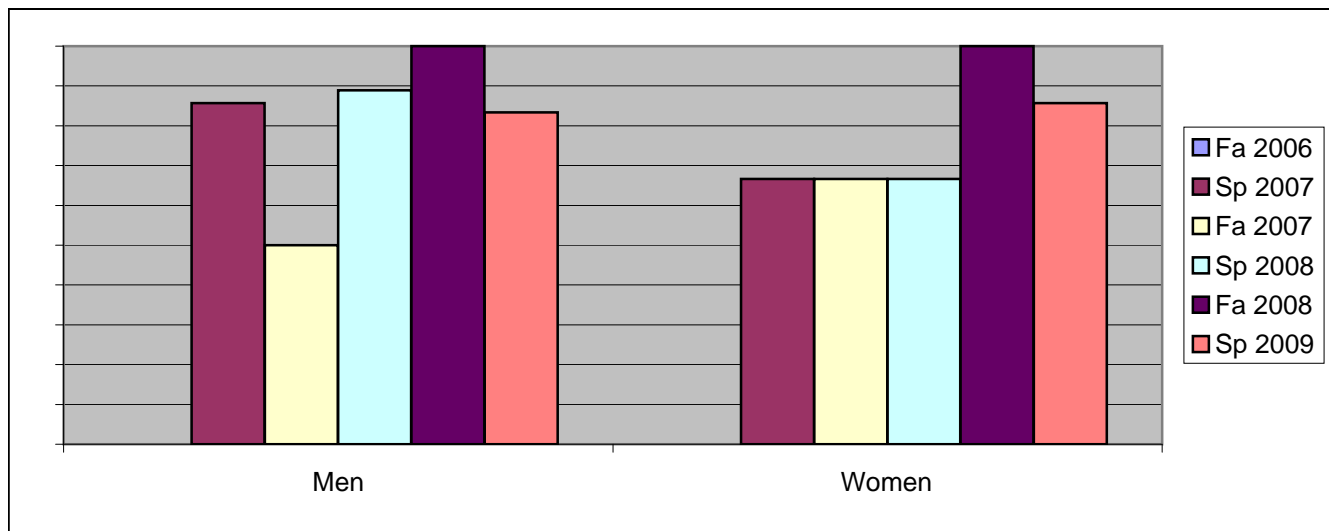


Chabot
Success, Non-Success, and Withdrawal Rates By Semester
Course: ARCH 2B



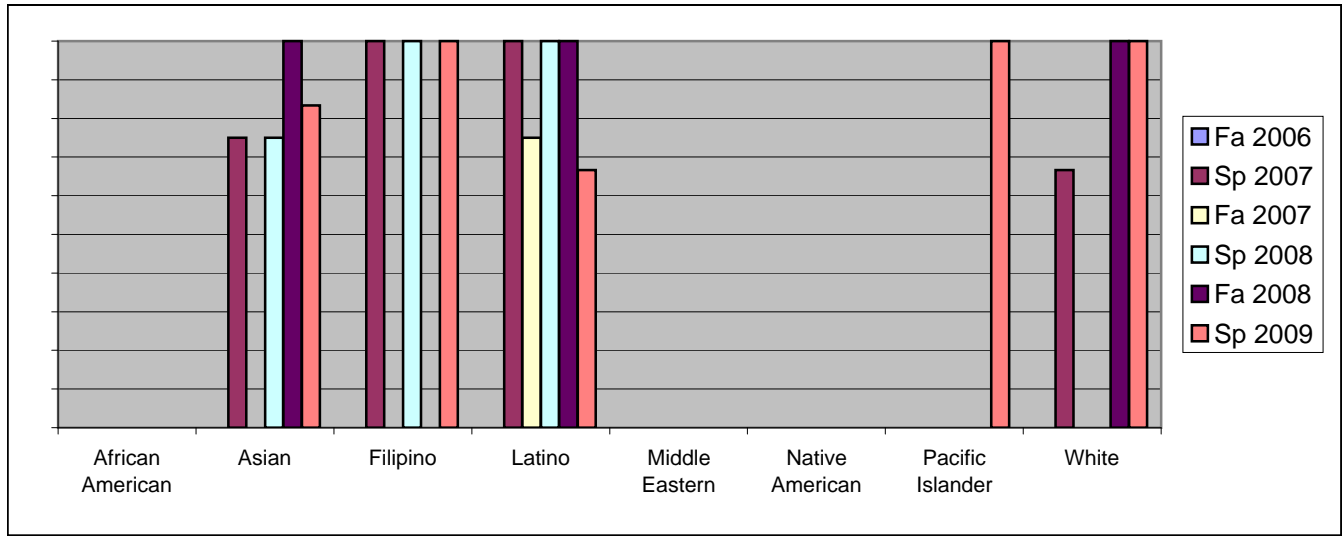
	Fa 2006	Sp 2007	Fa 2007	Sp 2008	Fa 2008	Sp 2009
Success	0%	77%	67%	77%	100%	85%
Non-Success	0%	0%	17%	8%	0%	15%
Withdrawal	0%	23%	17%	15%	0%	0%
Total Percent	0%	100%	100%	100%	100%	100%
Total Enrolled	0	13	6	13	9	13

Chabot
Success Rates By Gender and Semester
Course: ARCH 2B



	Fa 2006	Sp 2007	Fa 2007	Sp 2008	Fa 2008	Sp 2009
Men						
Success	0%	86%	50%	89%	100%	83%
Non-Success	0%	0%	50%	0%	0%	17%
Withdrawal	0%	14%	0%	11%	0%	0%
Total Percent	0%	100%	100%	100%	100%	100%
Total Enrolled	0	7	2	9	7	6
Women						
Success	0%	67%	67%	67%	100%	86%
Non-Success	0%	0%	0%	33%	0%	14%
Withdrawal	0%	33%	33%	0%	0%	0%
Total Percent	0%	100%	100%	100%	100%	100%
Total Enrolled	0	6	3	3	2	7

Chabot
Success Rates By Ethnicity and Semester
Course: ARCH 2B



	Fa 2006	Sp 2007	Fa 2007	Sp 2008	Fa 2008	Sp 2009
African American						
Success	0%	0%	0%	0%	0%	0%
Non-Success	0%	0%	0%	0%	0%	0%
Withdrawal	0%	0%	0%	0%	0%	0%
Total Percent	0%	0%	0%	0%	0%	0%
Total Enrolled	0	0	0	0	0	0
Asian						
Success	0%	75%	0%	75%	100%	83%
Non-Success	0%	0%	0%	0%	0%	17%
Withdrawal	0%	25%	100%	25%	0%	0%
Total Percent	0%	100%	100%	100%	100%	100%
Total Enrolled	0	4	1	4	4	6
Filipino						
Success	0%	100%	0%	100%	0%	100%
Non-Success	0%	0%	0%	0%	0%	0%
Withdrawal	0%	0%	0%	0%	0%	0%
Total Percent	0%	100%	0%	100%	0%	100%
Total Enrolled	0	3	0	3	0	1
Latino						
Success	0%	100%	75%	100%	100%	67%
Non-Success	0%	0%	25%	0%	0%	33%
Withdrawal	0%	0%	0%	0%	0%	0%
Total Percent	0%	100%	100%	100%	100%	100%
Total Enrolled	0	1	4	4	2	3
Middle Eastern						
Success	0%	0%	0%	0%	0%	0%
Non-Success	0%	0%	0%	0%	0%	0%
Withdrawal	0%	0%	0%	0%	0%	0%

Total Percent	0%	0%	0%	0%	0%	0%
Total Enrolled	0	0	0	0	0	0
Native American						
Success	0%	0%	0%	0%	0%	0%
Non-Success	0%	0%	0%	0%	0%	0%
Withdrawal	0%	0%	0%	0%	0%	0%
Total Percent	0%	0%	0%	0%	0%	0%
Total Enrolled	0	0	0	0	0	0
Pacific Islander						
Success	0%	0%	0%	0%	0%	100%
Non-Success	0%	0%	0%	0%	0%	0%
Withdrawal	0%	0%	0%	0%	0%	0%
Total Percent	0%	0%	0%	0%	0%	100%
Total Enrolled	0	0	0	0	0	1
White						
Success	0%	67%	0%	0%	100%	100%
Non-Success	0%	0%	0%	100%	0%	0%
Withdrawal	0%	33%	0%	0%	0%	0%
Total Percent	0%	100%	0%	100%	100%	100%
Total Enrolled	0	3	0	1	1	1