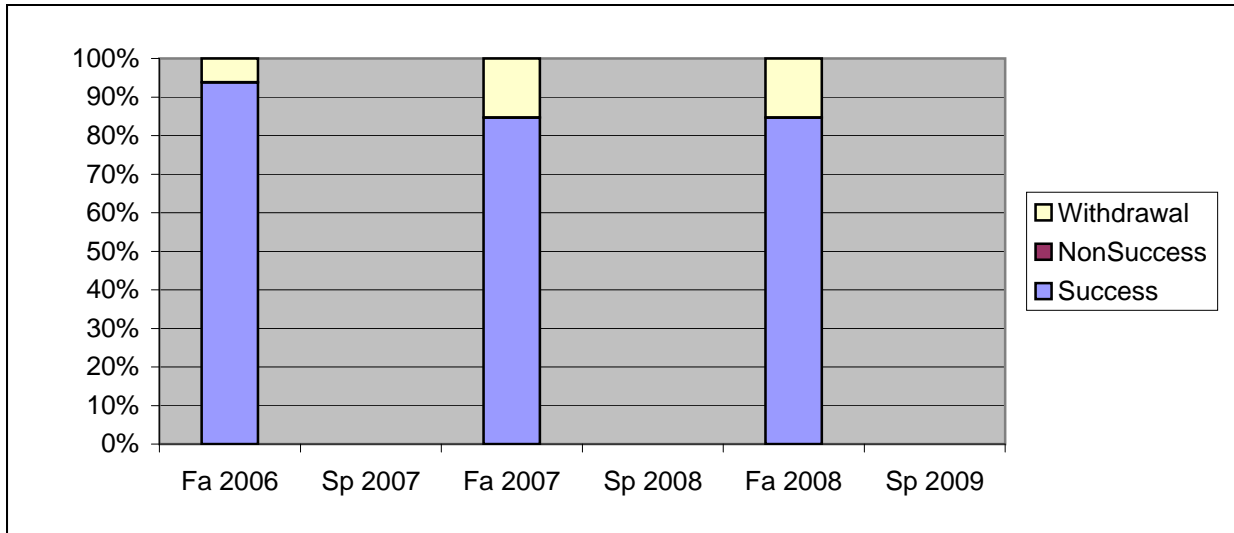
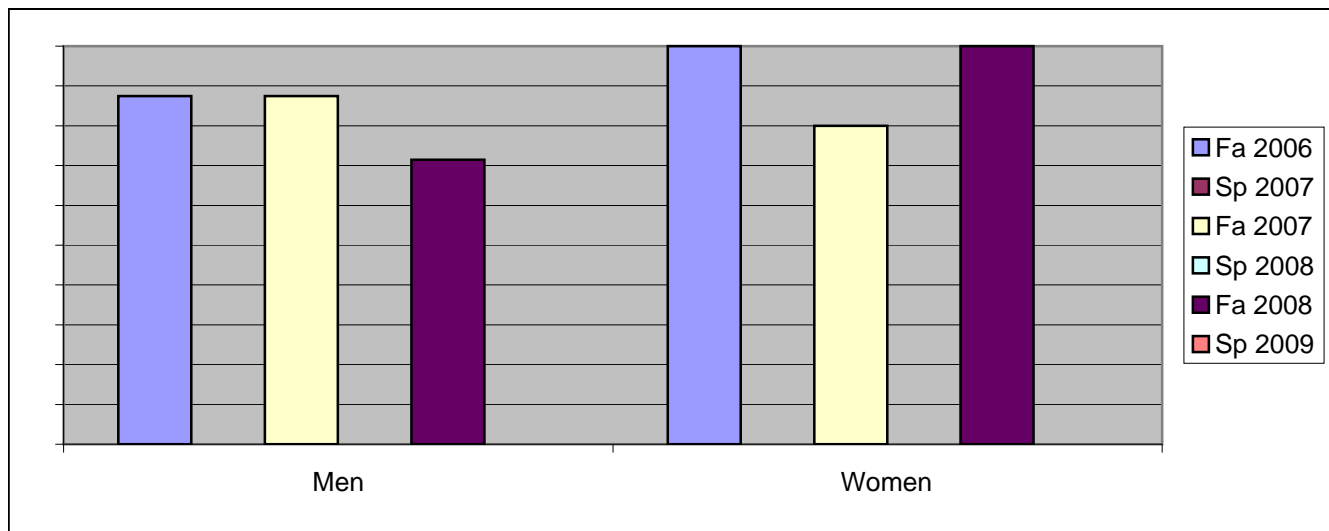


Chabot  
Success, Non-Success, and Withdrawal Rates By Semester  
Course: ARCH 8A



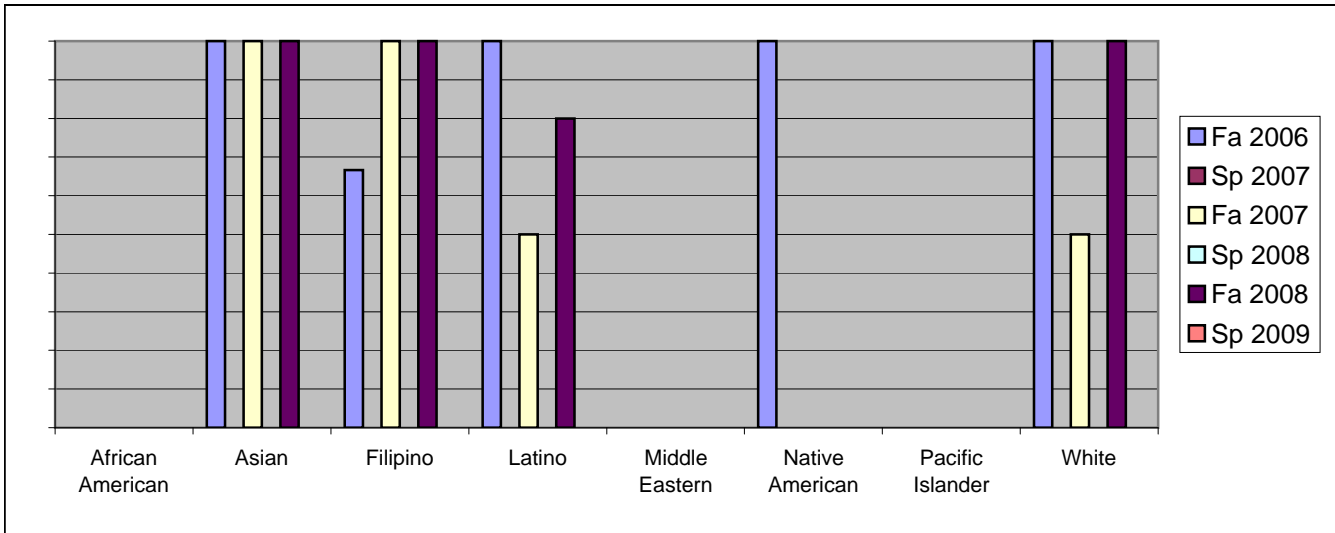
	Fa 2006	Sp 2007	Fa 2007	Sp 2008	Fa 2008	Sp 2009
Success	94%	0%	85%	0%	85%	0%
Non-Success	0%	0%	0%	0%	0%	0%
Withdrawal	6%	0%	15%	0%	15%	0%
Total Percent	100%	0%	100%	0%	100%	0%
Total Enrolled	16	0	13	0	13	0

Chabot  
Success Rates By Gender and Semester  
Course: ARCH 8A



	Fa 2006	Sp 2007	Fa 2007	Sp 2008	Fa 2008	Sp 2009
<b>Men</b>						
Success	88%	0%	88%	0%	71%	0%
Non-Success	0%	0%	0%	0%	0%	0%
Withdrawal	13%	0%	13%	0%	29%	0%
Total Percent	100%	0%	100%	0%	100%	0%
Total Enrolled	8	0	8	0	7	0
<b>Women</b>						
Success	100%	0%	80%	0%	100%	0%
Non-Success	0%	0%	0%	0%	0%	0%
Withdrawal	0%	0%	20%	0%	0%	0%
Total Percent	100%	0%	100%	0%	100%	0%
Total Enrolled	8	0	5	0	6	0

Chabot  
Success Rates By Ethnicity and Semester  
Course: ARCH 8A



	Fa 2006	Sp 2007	Fa 2007	Sp 2008	Fa 2008	Sp 2009
<b>African American</b>						
Success	0%	0%	0%	0%	0%	0%
Non-Success	0%	0%	0%	0%	0%	0%
Withdrawal	0%	0%	0%	0%	0%	0%
Total Percent	0%	0%	0%	0%	0%	0%
Total Enrolled	0	0	0	0	0	0
<b>Asian</b>						
Success	100%	0%	100%	0%	100%	0%
Non-Success	0%	0%	0%	0%	0%	0%
Withdrawal	0%	0%	0%	0%	0%	0%
Total Percent	100%	0%	100%	0%	100%	0%
Total Enrolled	4	0	5	0	2	0
<b>Filipino</b>						
Success	67%	0%	100%	0%	100%	0%
Non-Success	0%	0%	0%	0%	0%	0%
Withdrawal	33%	0%	0%	0%	0%	0%
Total Percent	100%	0%	100%	0%	100%	0%
Total Enrolled	3	0	3	0	2	0
<b>Latino</b>						
Success	100%	0%	50%	0%	80%	0%
Non-Success	0%	0%	0%	0%	0%	0%
Withdrawal	0%	0%	50%	0%	20%	0%
Total Percent	100%	0%	100%	0%	100%	0%
Total Enrolled	5	0	2	0	5	0
<b>Middle Eastern</b>						
Success	0%	0%	0%	0%	0%	0%
Non-Success	0%	0%	0%	0%	0%	0%
Withdrawal	0%	0%	0%	0%	0%	0%
Total Percent	0%	0%	0%	0%	0%	0%
Total Enrolled	0	0	0	0	0	0
<b>Native American</b>						
Success	100%	0%	0%	0%	0%	0%
Non-Success	0%	0%	0%	0%	0%	0%
Withdrawal	0%	0%	0%	0%	0%	0%

	Total Percent	100%	0%	0%	0%	0%	0%
	Total Enrolled	<b>1</b>	<b>0</b>	<b>0</b>	<b>0</b>	<b>0</b>	<b>0</b>
<b>Pacific Islander</b>							
	Success	0%	0%	0%	0%	0%	0%
	Non-Success	0%	0%	0%	0%	0%	0%
	Withdrawal	0%	0%	0%	0%	0%	0%
	Total Percent	0%	0%	0%	0%	0%	0%
	Total Enrolled	<b>0</b>	<b>0</b>	<b>0</b>	<b>0</b>	<b>0</b>	<b>0</b>
<b>White</b>							
	Success	100%	0%	50%	0%	100%	0%
	Non-Success	0%	0%	0%	0%	0%	0%
	Withdrawal	0%	0%	50%	0%	0%	0%
	Total Percent	100%	0%	100%	0%	100%	0%
	Total Enrolled	<b>1</b>	<b>0</b>	<b>2</b>	<b>0</b>	<b>3</b>	<b>0</b>