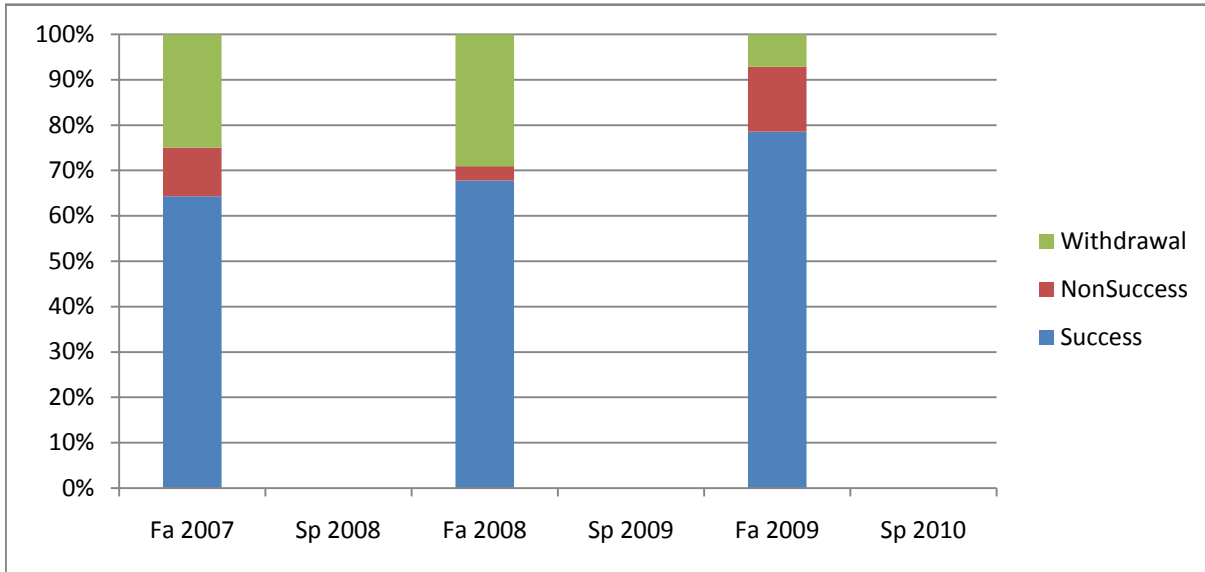
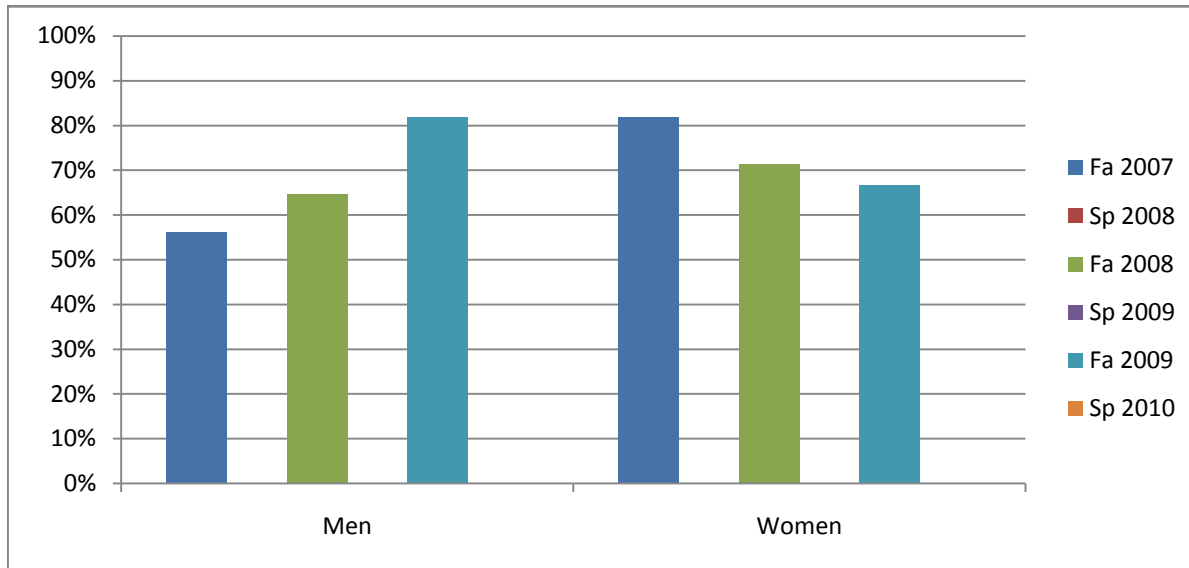


Chabot  
Success, Non-Success, and Withdrawal Rates By Semester  
Course: ARCH 14



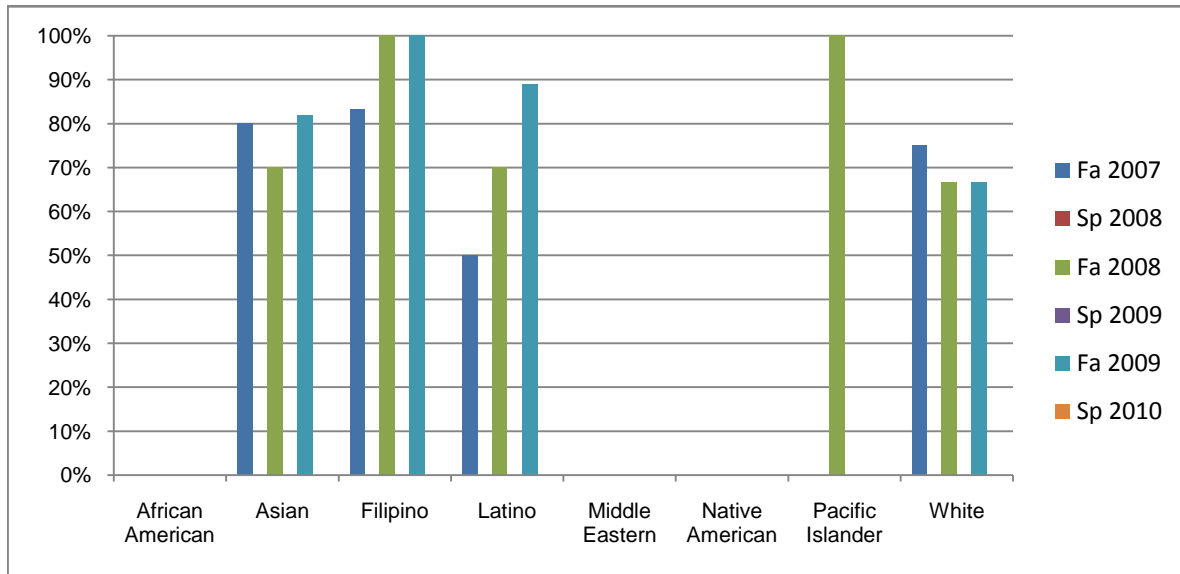
	Fa 2007	Sp 2008	Fa 2008	Sp 2009	Fa 2009	Sp 2010
Success	64%	0%	68%	0%	79%	0%
Non-Success	11%	0%	3%	0%	14%	0%
Withdrawal	25%	0%	29%	0%	7%	0%
Total Percent	100%	0%	100%	0%	100%	0%
Total Enrolled	28	0	31	0	28	0

Chabot  
Success Rates By Gender and Semester  
Course: ARCH 14



	Fa 2007	Sp 2008	Fa 2008	Sp 2009	Fa 2009	Sp 2010
<b>Men</b>						
Success	56%	0%	65%	0%	82%	0%
Non-Success	6%	0%	6%	0%	14%	0%
Withdrawal	38%	0%	29%	0%	5%	0%
Total Percent	100%	0%	100%	0%	100%	0%
Total Enrolled	16	0	17	0	22	0
<b>Women</b>						
Success	82%	0%	71%	0%	67%	0%
Non-Success	18%	0%	0%	0%	17%	0%
Withdrawal	0%	0%	29%	0%	17%	0%
Total Percent	100%	0%	100%	0%	100%	0%
Total Enrolled	11	0	14	0	6	0

Chabot  
Success Rates By Ethnicity and Semester  
Course: ARCH 14



	Fa 2007	Sp 2008	Fa 2008	Sp 2009	Fa 2009	Sp 2010
<b>African American</b>						
Success	0%	0%	0%	0%	0%	0%
Non-Success	0%	0%	0%	0%	100%	0%
Withdrawal	0%	0%	100%	0%	0%	0%
Total Percent	0%	0%	100%	0%	100%	0%
Total Enrolled	0	0	1	0	1	0
<b>Asian</b>						
Success	80%	0%	70%	0%	82%	0%
Non-Success	20%	0%	0%	0%	9%	0%
Withdrawal	0%	0%	30%	0%	9%	0%
Total Percent	100%	0%	100%	0%	100%	0%
Total Enrolled	5	0	10	0	11	0
<b>Filipino</b>						
Success	83%	0%	100%	0%	100%	0%
Non-Success	0%	0%	0%	0%	0%	0%
Withdrawal	17%	0%	0%	0%	0%	0%
Total Percent	100%	0%	100%	0%	100%	0%
Total Enrolled	6	0	3	0	1	0
<b>Latino</b>						
Success	50%	0%	70%	0%	89%	0%
Non-Success	10%	0%	10%	0%	11%	0%
Withdrawal	40%	0%	20%	0%	0%	0%
Total Percent	100%	0%	100%	0%	100%	0%
Total Enrolled	10	0	10	0	9	0
<b>Middle Eastern</b>						
Success	0%	0%	0%	0%	0%	0%
Non-Success	0%	0%	0%	0%	0%	0%
Withdrawal	0%	0%	0%	0%	0%	0%

Total Percent	0%	0%	0%	0%	0%	0%
Total Enrolled	<b>0</b>	<b>0</b>	<b>0</b>	<b>0</b>	<b>0</b>	<b>0</b>
<b>Native American</b>						
Success	0%	0%	0%	0%	0%	0%
Non-Success	0%	0%	0%	0%	0%	0%
Withdrawal	0%	0%	0%	0%	0%	0%
Total Percent	0%	0%	0%	0%	0%	0%
Total Enrolled	<b>0</b>	<b>0</b>	<b>0</b>	<b>0</b>	<b>0</b>	<b>0</b>
<b>Pacific Islander</b>						
Success	0%	0%	100%	0%	0%	0%
Non-Success	0%	0%	0%	0%	0%	0%
Withdrawal	0%	0%	0%	0%	0%	0%
Total Percent	0%	0%	100%	0%	0%	0%
Total Enrolled	<b>0</b>	<b>0</b>	<b>1</b>	<b>0</b>	<b>0</b>	<b>0</b>
<b>White</b>						
Success	75%	0%	67%	0%	67%	0%
Non-Success	0%	0%	0%	0%	0%	0%
Withdrawal	25%	0%	33%	0%	33%	0%
Total Percent	100%	0%	100%	0%	100%	0%
Total Enrolled	<b>4</b>	<b>0</b>	<b>3</b>	<b>0</b>	<b>3</b>	<b>0</b>