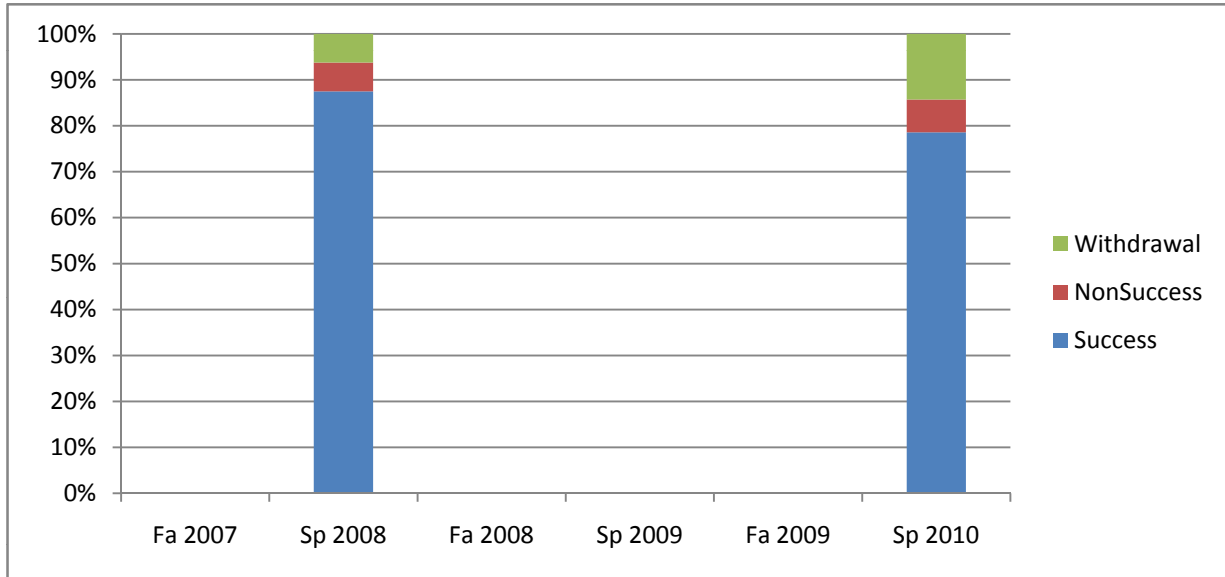
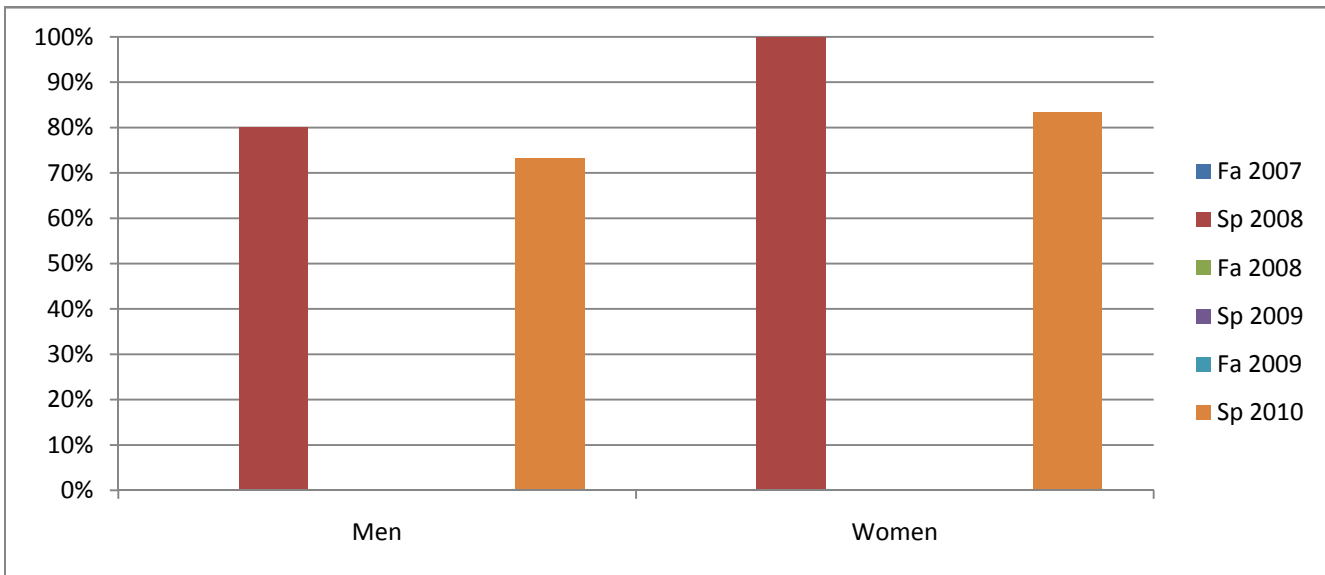


Chabot
Success, Non-Success, and Withdrawal Rates By Semester
Course: ARCH 33



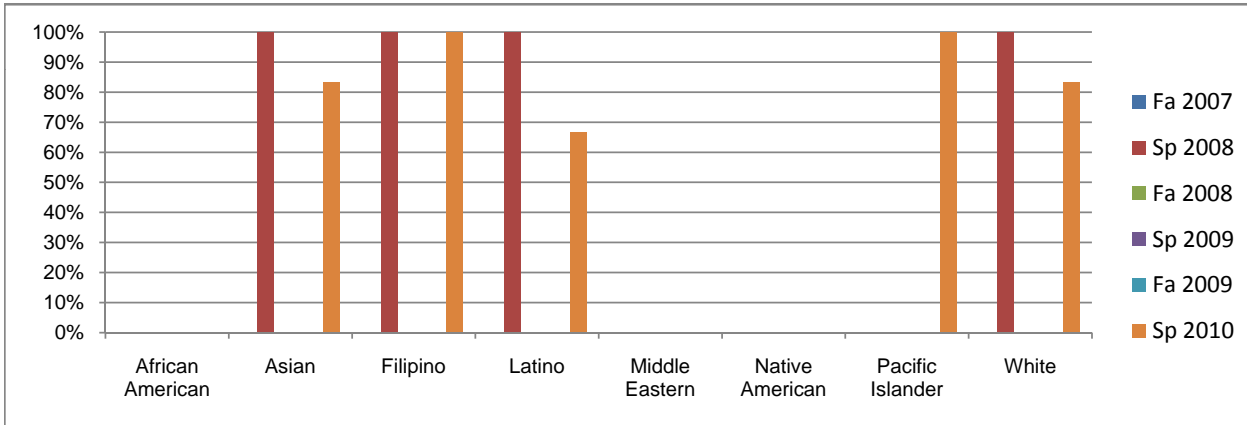
	Fa 2007	Sp 2008	Fa 2008	Sp 2009	Fa 2009	Sp 2010
Success	0%	88%	0%	0%	0%	79%
Non-Success	0%	6%	0%	0%	0%	7%
Withdrawal	0%	6%	0%	0%	0%	14%
Total Percent	0%	100%	0%	0%	0%	100%
Total Enrolled	0	16	0	0	0	28

Chabot
Success Rates By Gender and Semester
Course: ARCH 33



	Fa 2007	Sp 2008	Fa 2008	Sp 2009	Fa 2009	Sp 2010
Men						
Success	0%	80%	0%	0%	0%	73%
Non-Success	0%	10%	0%	0%	0%	13%
Withdrawal	0%	10%	0%	0%	0%	13%
Total Percent	0%	100%	0%	0%	0%	100%
Total Enrolled	0	10	0	0	0	15
Women						
Success	0%	100%	0%	0%	0%	83%
Non-Success	0%	0%	0%	0%	0%	0%
Withdrawal	0%	0%	0%	0%	0%	17%
Total Percent	0%	100%	0%	0%	0%	100%
Total Enrolled	0	4	0	0	0	12

Chabot
Success Rates By Ethnicity and Semester
Course: ARCH 33



	Fa 2007	Sp 2008	Fa 2008	Sp 2009	Fa 2009	Sp 2010
African American						
Success	0%	0%	0%	0%	0%	0%
Non-Success	0%	0%	0%	0%	0%	0%
Withdrawal	0%	0%	0%	0%	0%	0%
Total Percent	0%	0%	0%	0%	0%	0%
Total Enrolled	0	0	0	0	0	0
Asian						
Success	0%	100%	0%	0%	0%	83%
Non-Success	0%	0%	0%	0%	0%	0%
Withdrawal	0%	0%	0%	0%	0%	17%
Total Percent	0%	100%	0%	0%	0%	100%
Total Enrolled	0	5	0	0	0	6
Filipino						
Success	0%	100%	0%	0%	0%	100%
Non-Success	0%	0%	0%	0%	0%	0%
Withdrawal	0%	0%	0%	0%	0%	0%
Total Percent	0%	100%	0%	0%	0%	100%
Total Enrolled	0	2	0	0	0	3
Latino						
Success	0%	100%	0%	0%	0%	67%
Non-Success	0%	0%	0%	0%	0%	11%
Withdrawal	0%	0%	0%	0%	0%	22%
Total Percent	0%	100%	0%	0%	0%	100%
Total Enrolled	0	4	0	0	0	9
Middle Eastern						
Success	0%	0%	0%	0%	0%	0%
Non-Success	0%	0%	0%	0%	0%	0%
Withdrawal	0%	0%	0%	0%	0%	0%
Total Percent	0%	0%	0%	0%	0%	0%
Total Enrolled	0	0	0	0	0	0
Native American						
Success	0%	0%	0%	0%	0%	0%
Non-Success	0%	0%	0%	0%	0%	0%
Withdrawal	0%	0%	0%	0%	0%	0%
Total Percent	0%	0%	0%	0%	0%	0%
Total Enrolled	0	0	0	0	0	0
Pacific Islander						
Success	0%	0%	0%	0%	0%	100%
Non-Success	0%	0%	0%	0%	0%	0%
Withdrawal	0%	0%	0%	0%	0%	0%
Total Percent	0%	0%	0%	0%	0%	100%
Total Enrolled	0	0	0	0	0	1
White						
Success	0%	100%	0%	0%	0%	83%
Non-Success	0%	0%	0%	0%	0%	17%
Withdrawal	0%	0%	0%	0%	0%	0%
Total Percent	0%	100%	0%	0%	0%	100%
Total Enrolled	0	2	0	0	0	6